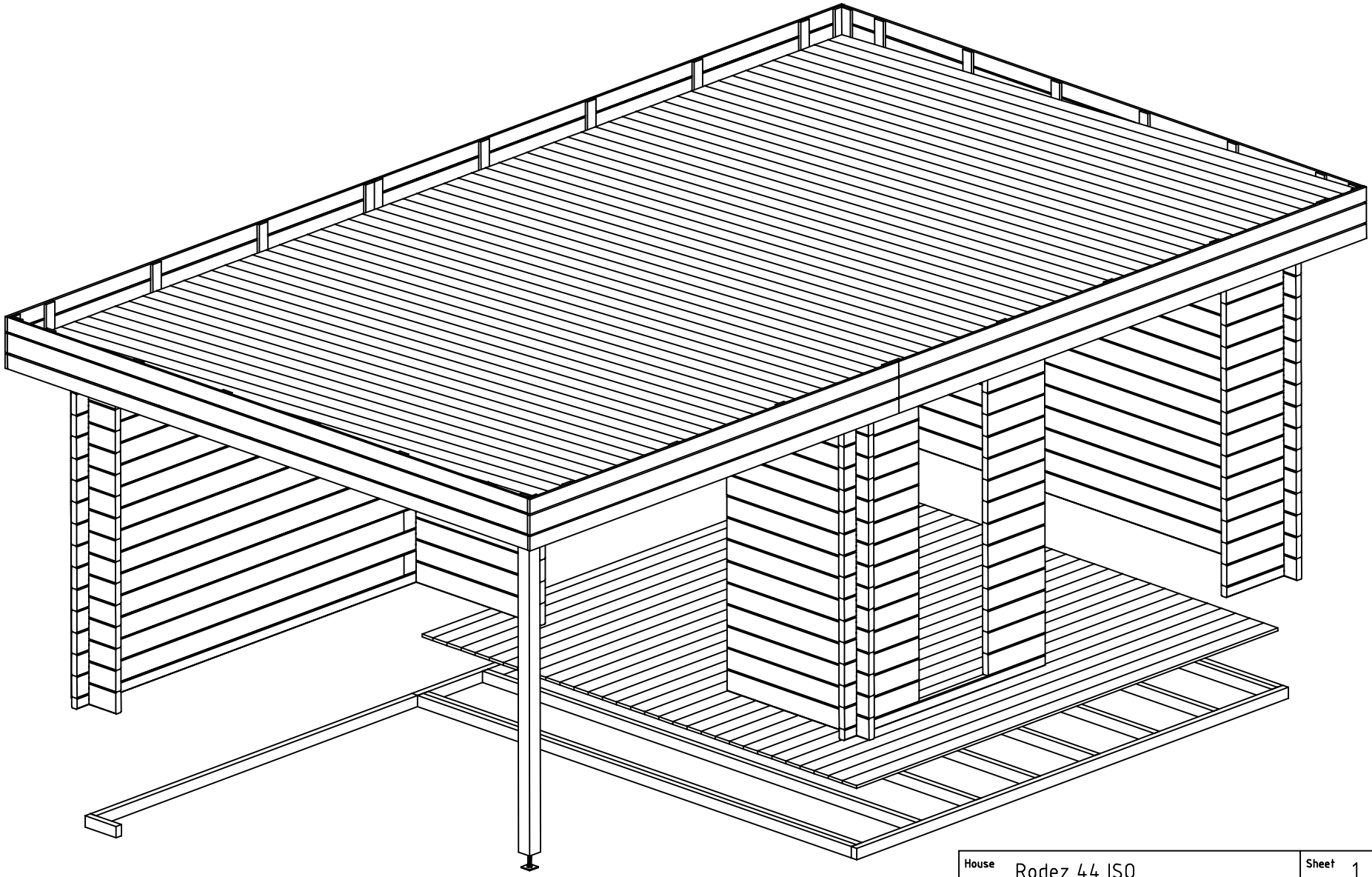

House	Rodez 44 ISO	Sheet	1
Drawing	3D	Scale	
Material	44x135	Date	29.07.2020
Drawer	RP	File	Rodez 44 ISO 3D.dwg

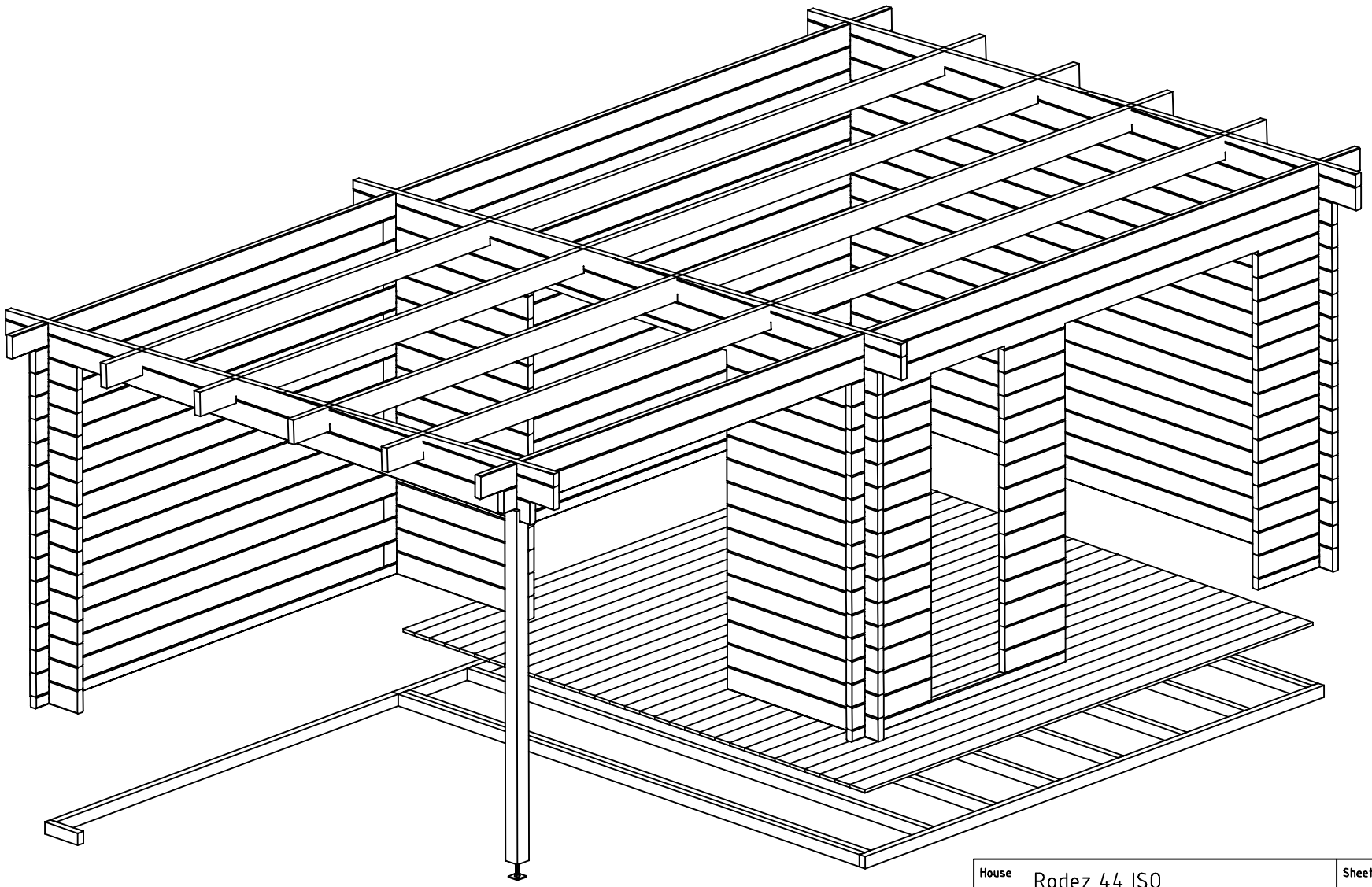

House	Rodez 44 ISO	Sheet	2
Drawing	3D	Scale	
Material	44x135	Date	29.07.2020
Drawer	RP	File	Rodez 44 ISO 3D.dwg

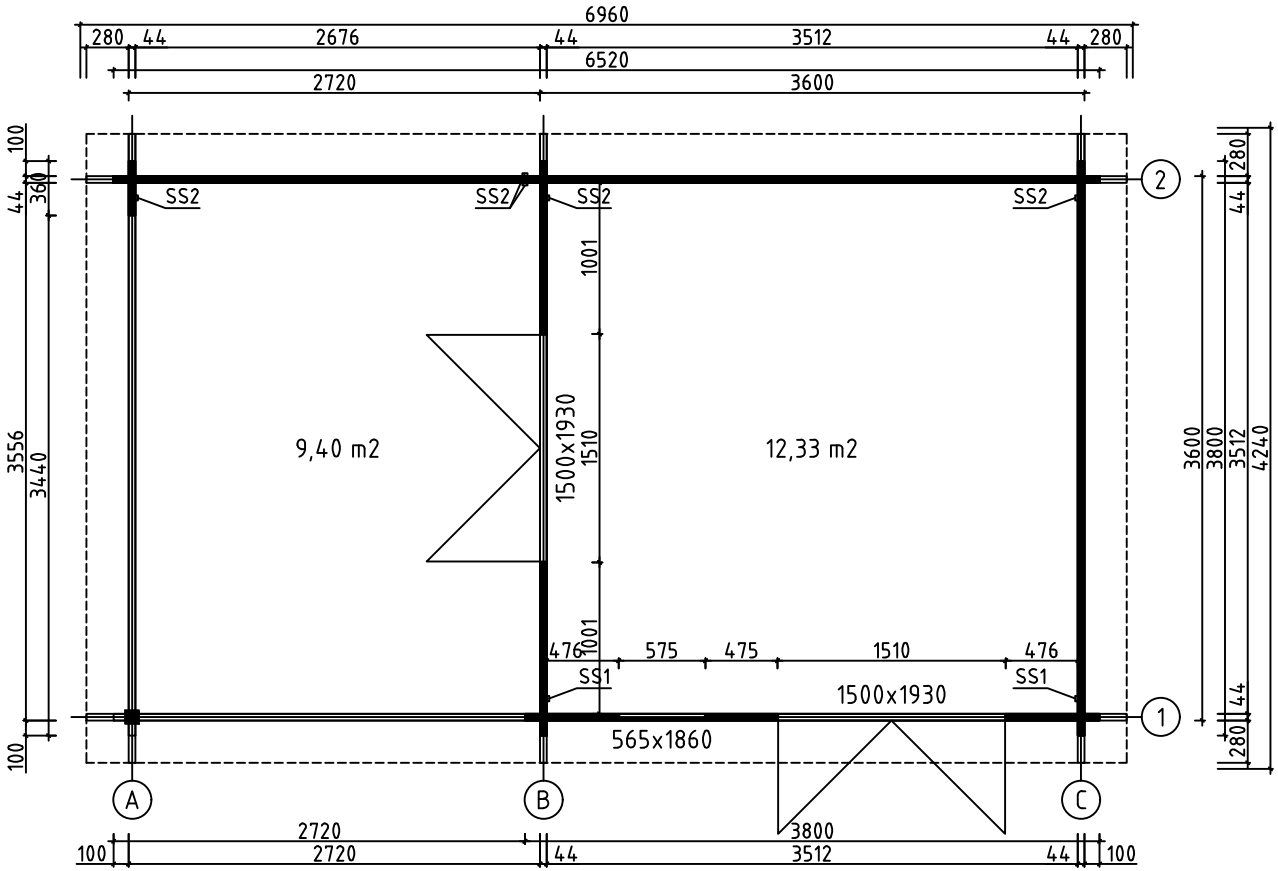

House	Rodez 44 ISO	Sheet	3
Drawing	GROUNDPLAN	Scale	1:50
Material	44x135	Date	29.07.2020
Drawer	RP	File	Rodez 44 ISO.dwg

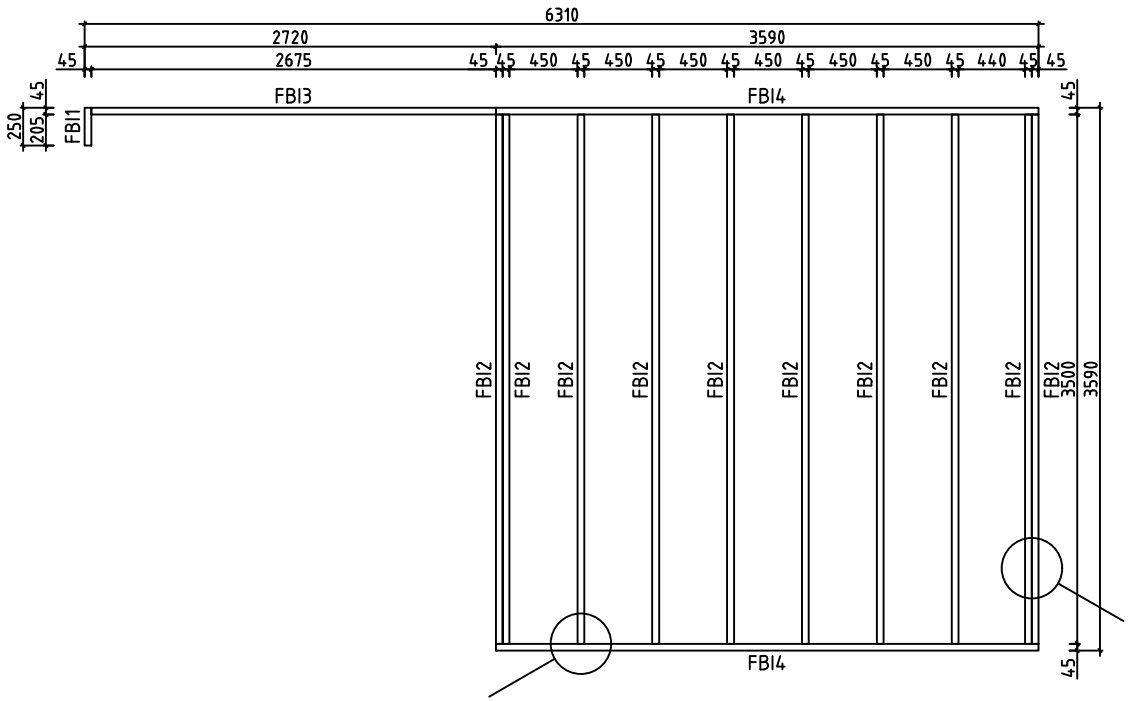

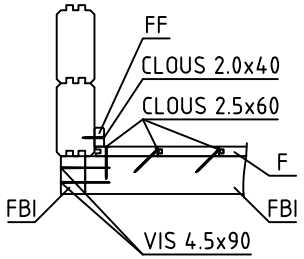

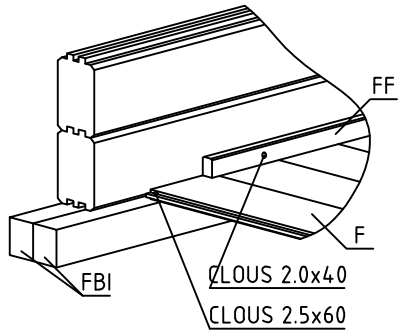

House	Rodez 44 ISO	Sheet	4
Drawing	FLOORBEAMS	Scale	1:50
Material	45x70	Date	29.07.2020
Drawer	RP	File	Rodez 44 ISO.dwg

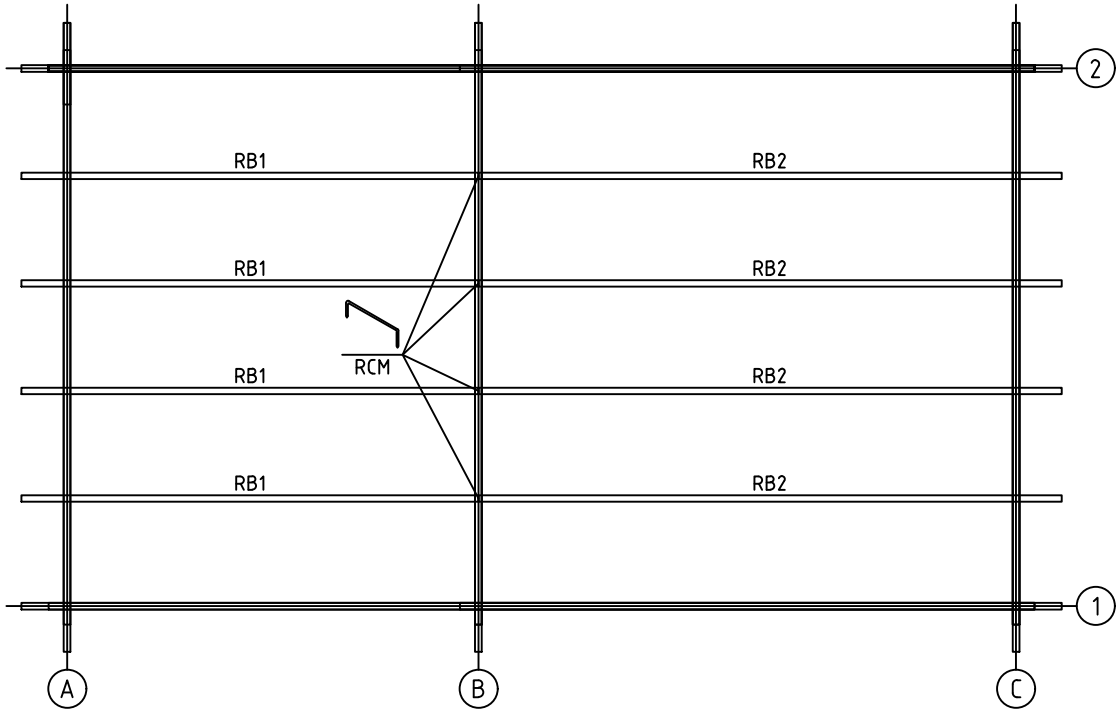

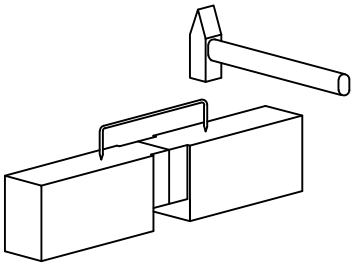

House	Rodez 44 ISO	Sheet	5
Drawing	ROOFBEAMS	Scale	1:50
Material	43x140	Date	29.07.2020
Drawer	RP	File	Rodez 44 ISO.dwg

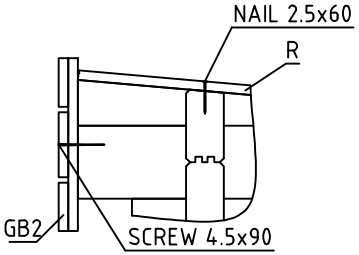

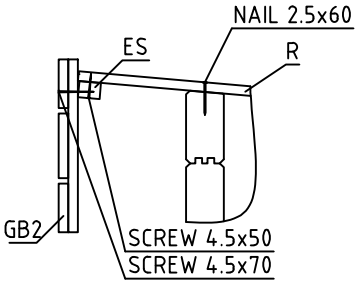

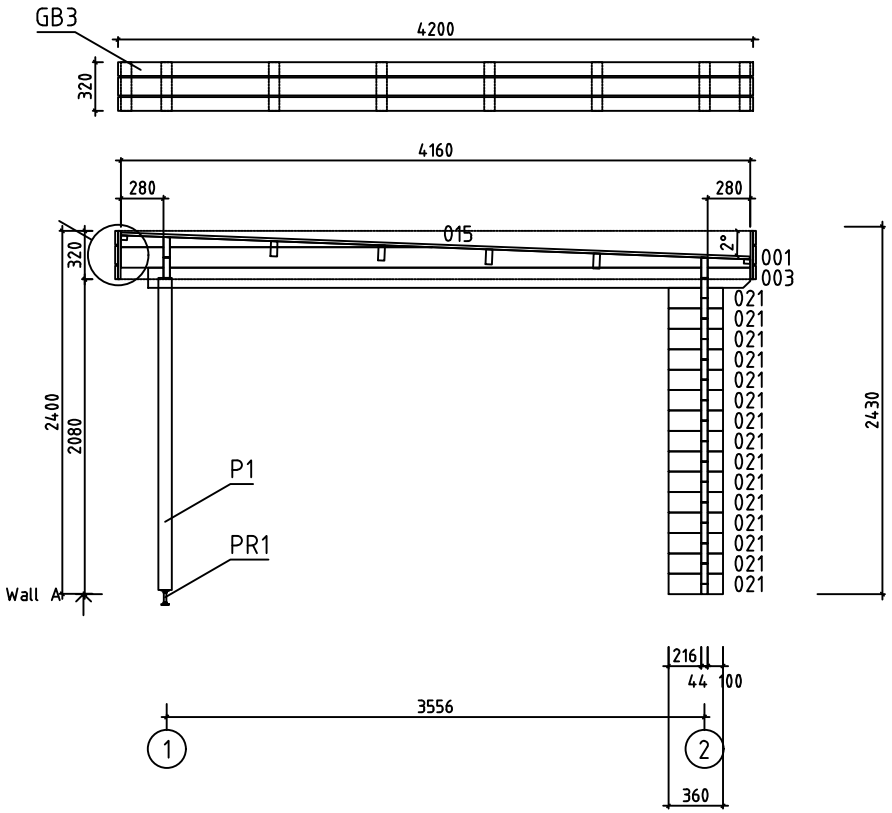

House	Rodez 44 ISO	Sheet	6
Drawing	WALL A	Scale	1:50
Material	44x135	Date	29.07.2020
Drawer	RP	File	Rodez 44 ISO.dwg

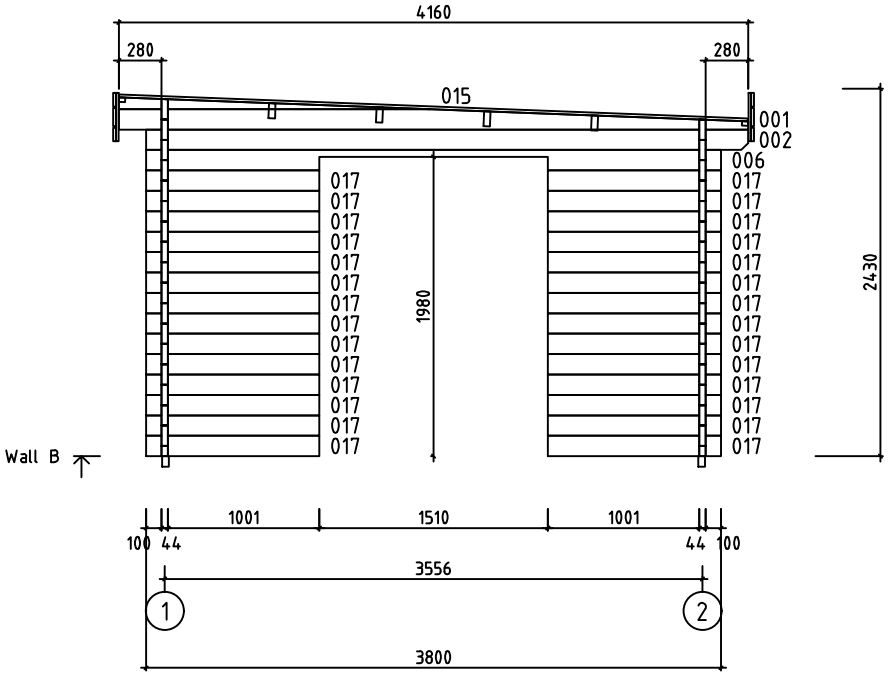
4160
280
280
015
001
002
006
017
017
017

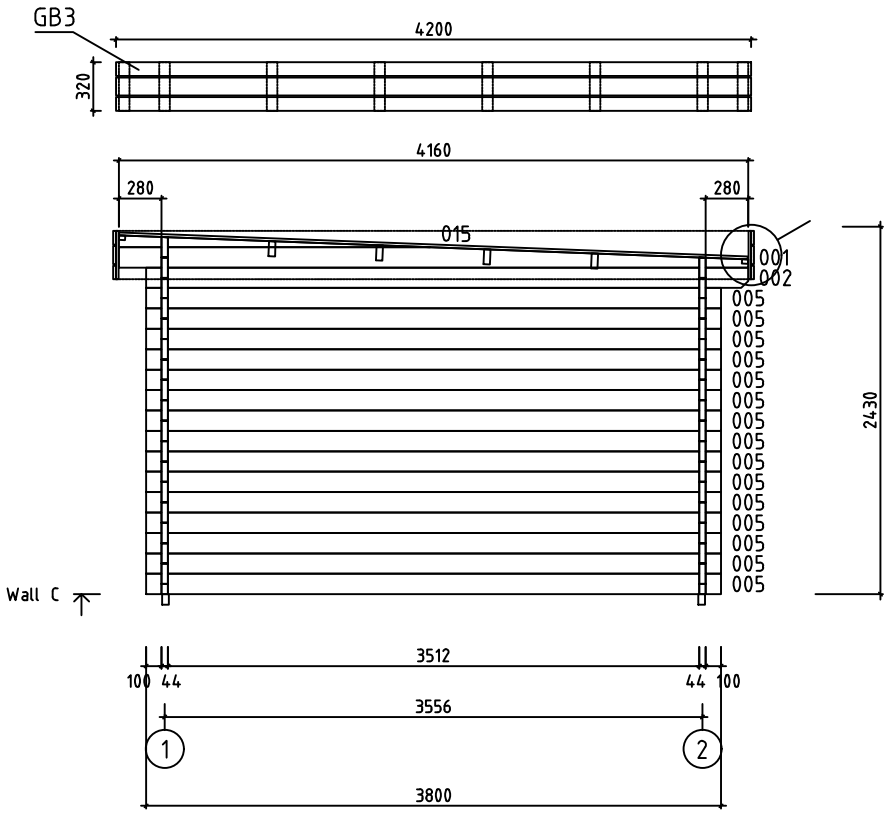

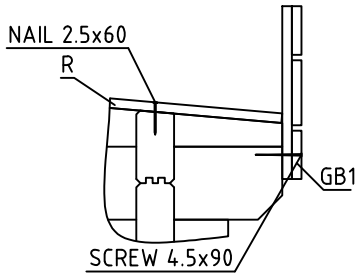

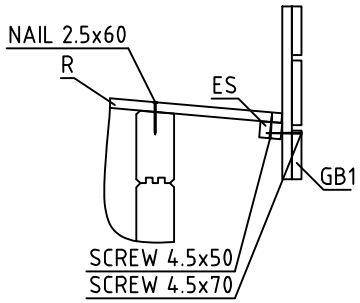

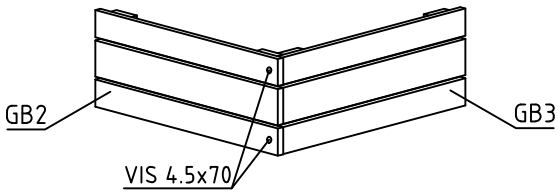

House	Rodez 44 ISO	Sheet	8
Drawing	WALL C	Scale	1:50
Material	44x135	Date	29.07.2020
Drawer	RP	File	Rodez 44 ISO.dwg

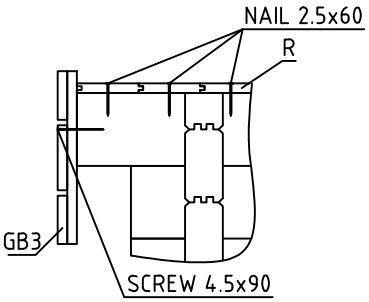

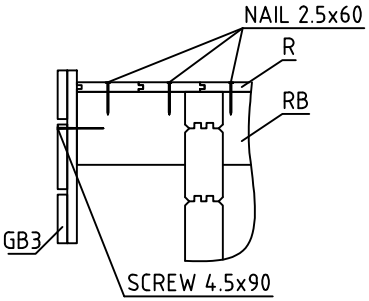

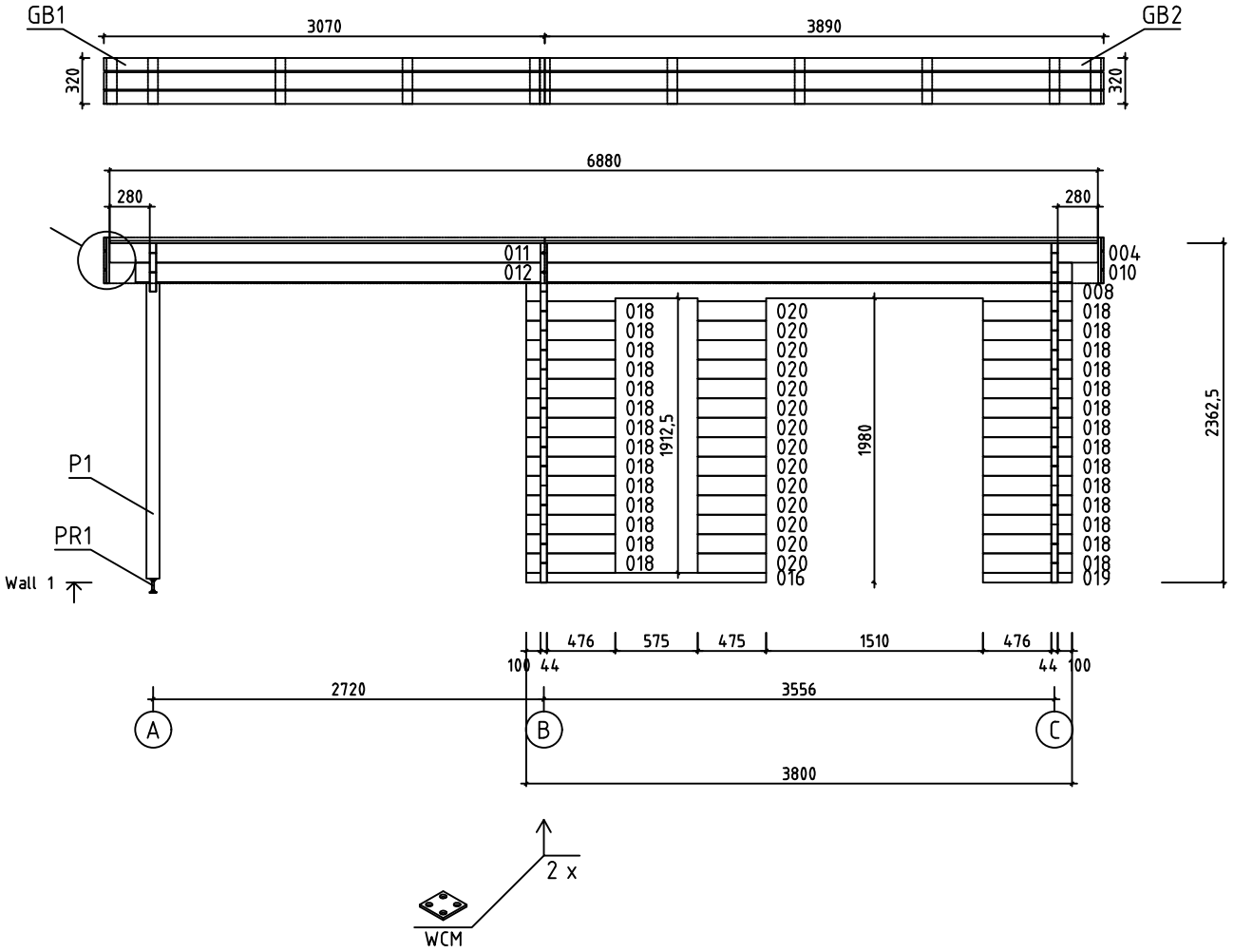

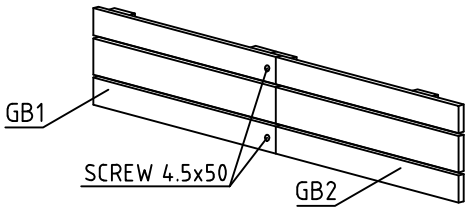

House	Rodez 44 ISO	Sheet	9
Drawing	WALL 1	Scale	1:50
Material	44x135	Date	29.07.2020
Drawer	RP	File	Rodez 44 ISO.dwg

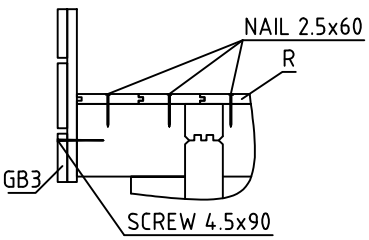

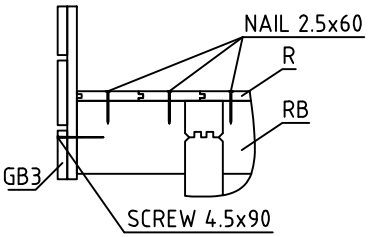

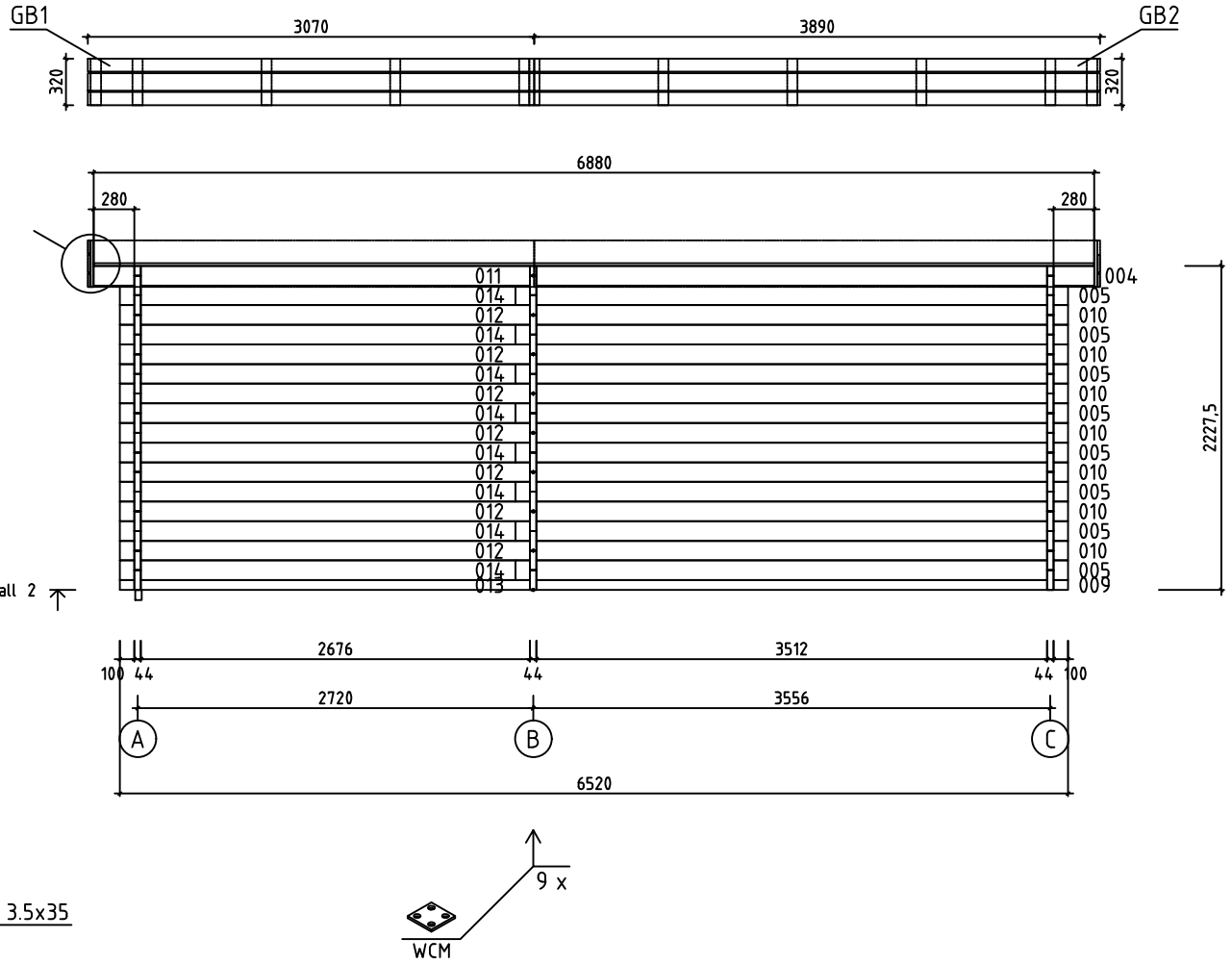

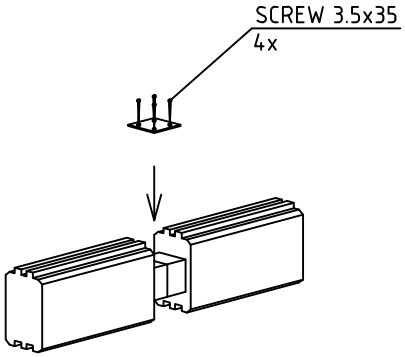

House	Rodez 44 ISO	Sheet	10
Drawing	WALL 2	Scale	1:50
Material	44x135	Date	29.07.2020
Drawer	RP	File	Rodez 44 ISO.dwg

Pos	Specification-Bestimmung-Spécification	PCS	Profile (mm)	L (mm)
004	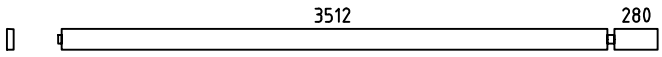	2	44x135	3858
005	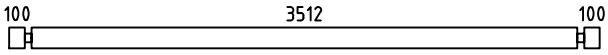	23	44x135	3800
006	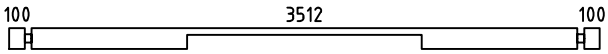	1	44x135	3800
007	SPARE BEAM-ERZATZBOHLE-MADRIER DE RÉSERVE 	1	44x135	3800
008	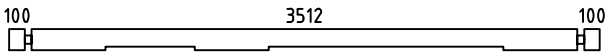	1	44x135	3800
009	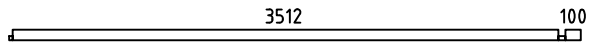	1	44x68	3678
010		8	44x135	3678
011		2	44x135	3022
012		8	44x135	2842
013	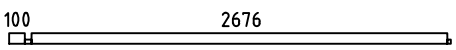	1	44x68	2842
014	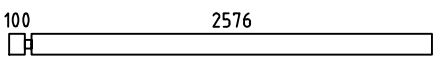	8	44x135	2720
016	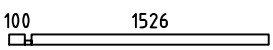	1	44x68	1670
017		28	44x135	1145
018	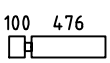	28	44x135	620
019	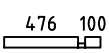	1	44x68	620
020		14	44x135	475
021		15	44x135	360
WA-1	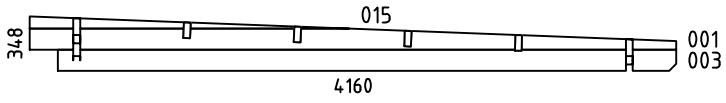	1	44x348	4160
WB-1 WC-1	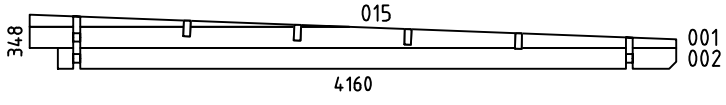	2	44x348	4160
HB	HIT BLOCK-SCHLAGHÖLZER-MADRIERS D´ASSEMBLAGE 	2	44x135	300
FBI4	FLOORBEAMS-FUSSBODENBALKEN-POUTRES DE FONDATION IMPRÉGNÉS IMM	2	45x70	3590
FBI2	FLOORBEAMS-FUSSBODENBALKEN-POUTRES DE FONDATION IMPRÉGNÉS IMM	10	45x70	3500
FBI3	FLOORBEAMS-FUSSBODENBALKEN-POUTRES DE FONDATION IMPRÉGNÉS IMM	1	45x70	2675

House Rodez 44 ISO	Material	File Rodez 44 ISO.dwg	Sheet 11

Pos	Specification-Bestimmung-Spécification	PCS	Profile (mm)	L (mm)
FBI1	FLOORBEAMS-FUSSBODENBALKEN-POUTRES DE FONDATION IMPRÉGNÉS IMM	1	45x70	250
P1	POST-PFOSTEN-POTEAU 	1	90x90	2065
RB2	ROOFBEAMS-DACHBALKEN-SOLIVES DE PLAFOND 3512 280 	4	43x140	3858
RB1	ROOFBEAMS-DACHBALKEN-SOLIVES DE PLAFOND 280 2676 	4	43x140	3022
F1	FLOORBOARD-FUSSBODENBRETT-PLANCHER or-oder-ou	31+1 41+1	18x114 18x88	3505
R1	ROOFBOARD-DACHBRETT-VOLIGES or-oder-ou	61+1 79+1	18x114 18x88	4160
FF1	FLOOR FILLET-FUSSBODENLEISTE-BAGUETTE DE FINITION DE PLANCHER		18x35	14m
GB1	ASSEMBLY REQUIRED-MONTAGE ERFORDERLICH-ASSEMBLAGE REQUIS 3070 320 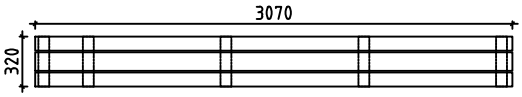	2	36x320	3070
GB2	ASSEMBLY REQUIRED-MONTAGE ERFORDERLICH-ASSEMBLAGE REQUIS 3890 35 320 	2	36x320	3890 +35
GB3	ASSEMBLY REQUIRED-MONTAGE ERFORDERLICH-ASSEMBLAGE REQUIS 4200 320 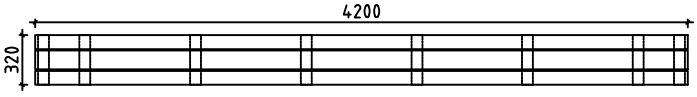	2	36x320	4200
ES1	EAVE SLAT-TRAUFENLEISTE-BAGUETTES POUR FIXER LES LATTES SOUS VOLIGES 	2	30x40	3510
ES2	EAVE SLAT-TRAUFENLEISTE-BAGUETTES POUR FIXER LES LATTES SOUS VOLIGES 	2	30x40	2675
ES3	EAVE SLAT-TRAUFENLEISTE-BAGUETTES POUR FIXER LES LATTES SOUS VOLIGES 	4	30x40	280
SS1	STORM SLAT-STURMLEISTE -BAGUETTE DE TEMPETE TYPE 2	2	18x35	2190
SS2	STORM SLAT-STURMLEISTE -BAGUETTE DE TEMPETE TYPE 2	5	18x35	2060
PR1	POST REGULATOR-PFOSTEN REGLER- PIED MÉTALLIQUE RÉGLABLE POUR POTEAU 	1		
WCM	WALLBEAMS CONNECTING METAL-WANDBOHLEN BEFESTIGUNG -METALLE-PATTE D´ASSEMBLAGE 	11	25	25
RCM	ROOFBEAMS CONNECTING METAL-DACHBALKEN BEFESTIGUNGSMETALLE -CONNECTEUR MÉTALLIQUE POUR SOLIVES DE PLAFOND 	4	⌀6.0	200
	SCREWS-SCHRAUBEN-VISSER FOR-FÜR-POUR SS2	2	M8	110
	SCREWS-SCHRAUBEN-VISSER FOR-FÜR-POUR SS1, SS2	10	M8	90
	WASHER-SCHEIBE-RONDELLE FOR-FÜR-POUR SS1, SS2 	12	M8	
	NUT-NUSS-ÉCROU FOR-FÜR-POUR SS1, SS2 	12	M8	

House Rodez 44 ISO	Material	File Rodez 44 ISO.dwg	Sheet 12

Pos	Specification-Bestimmung-Spécification	PCS	Profile (mm)	L (mm)
	NAIL-NAGEL-CLOUS FOR-FÜR-POUR COATING FOR ROOF-BESCHICHTUNG FÜR DACH-REVÉTEMENT DE TOIT	420	ϕ2.5	20
	NAIL-NAGEL-CLOUS FOR-FÜR-POUR FF1	30	ϕ2.0	40
	NAIL-NAGEL-CLOUS FOR-FÜR-POUR F1, R1	820	ϕ2.5	60
	SCREWS-SCHRAUBEN-VIS FOR-FÜR-POUR WCM, GB1, GB2, GB3	272	ϕ3.5	35
	SCREWS-SCHRAUBEN-VIS FOR-FÜR-POUR ES1, ES2, ES3, GB1, GB2, P1, PR1	50	ϕ4.5	50
	SCREWS-SCHRAUBEN-VIS FOR-FÜR-POUR GB1, GB2, GB3	20	ϕ4.5	70
	SCREWS-SCHRAUBEN-VIS FOR-FÜR-POUR 009, 013, 016, 019, FBI1, FBI2, FBI3, FBI4, GB1, GB2, GB3	70	ϕ4.5	90
	SCREWS-SCHRAUBEN-VIS FOR-FÜR-POUR WA-1, WB-1, WC-1, RB1, RB2	40	ϕ6.0	160
	COATING FOR ROOF-BESCHICHTUNG FÜR DACH-REVÉTEMENT DE TOIT	3,0	R = 15m	
	DOUBLEDOOR-DOPPELTÜR-DOUBLE PORTE (right-rechts-droit) AST__ISO__PL P 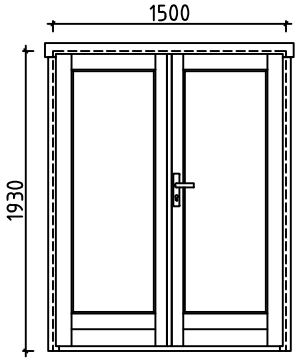 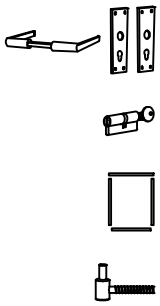	2 2 2 2 12	1500	1930
	WINDOW-FENSTER-FENÉTRE (right-rechts-droit) AST__ISO__KP__AL__PL P 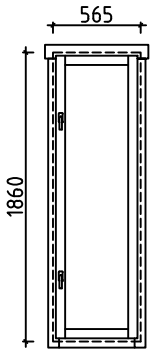 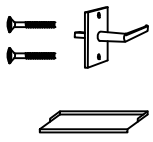	1 1 1	565	1860

House Rodez 44 ISO	Material	File Rodez 44 ISO.dwg	Sheet 13

Pos	Assembly Instructions-Montageanleitungen-Instructions de Montage	PCS	Profile (mm)	L (mm)
L1	BOARD-BRETT-PLANCHE	2	18x120	3070
L2	BOARD-BRETT-PLANCHE	4	18x90	3070
L3	BOARD-BRETT-PLANCHE	2	18x120	3890
L4	BOARD-BRETT-PLANCHE	4	18x90	3890
L5	BOARD-BRETT-PLANCHE	2	18x120	4200
L6	BOARD-BRETT-PLANCHE	4	18x90	4200
L7	BOARD-BRETT-PLANCHE	38	18x70	320

GB1 — 2 — 36x320 — 3070



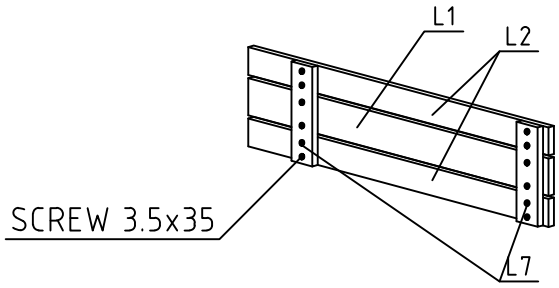

GB2 — 2 — 36x320 — 3890 +35



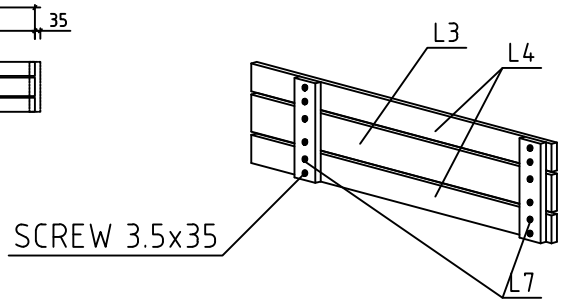

GB3 — 2 — 36x320 — 4200



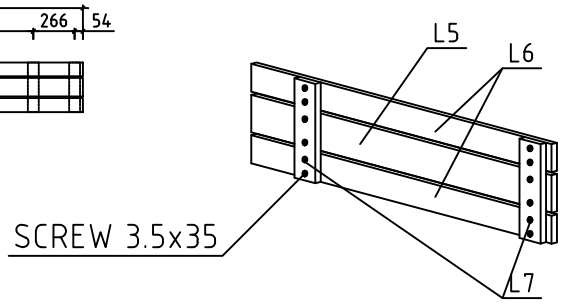

House Rodez 44 ISO	Material	File Rodez 44 ISO.dwg	Sheet 14

#001	A,B,C	4160	3
#002	B,C	3980	2
#003	A	3980	1
#004	1,2	3858	2
#005	2,C	3800	23
#006	B	3800	1
#007		3800	1
#008	1	3800	1
#009	2	3678	1
#010	1,2	3678	8
#011	1,2	3022	2
#012	1,2	2842	8
#013	2	2842	1
#014	2	2720	8
#015	A,B,C	2058	3
#016	1	1670	1
#017	B	1145	28
#018	1	620	28
#019	1	620	1
#020	1	475	14
#021	A	360	15