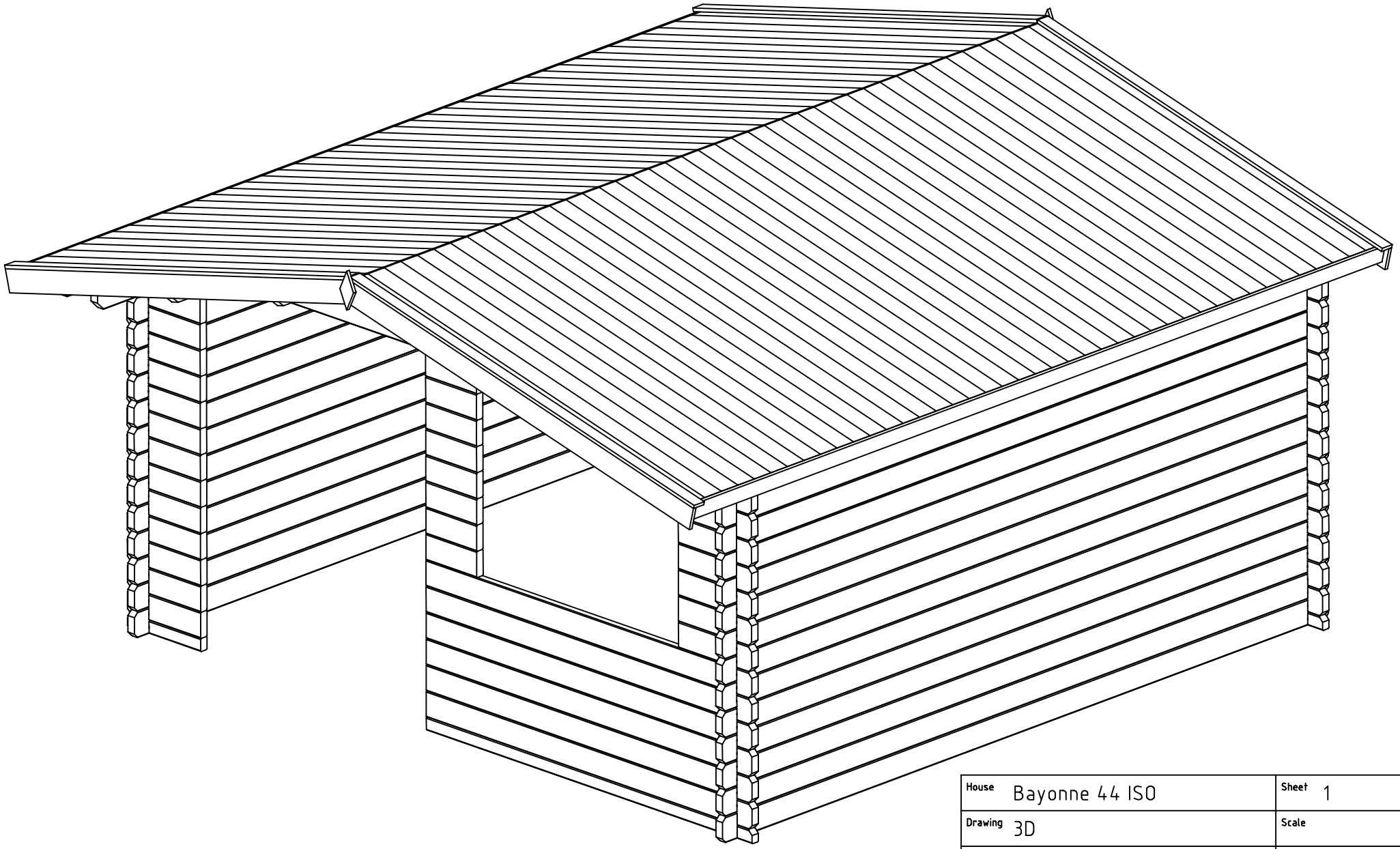

House	Bayonne 44 ISO	Sheet	1
Drawing	3D	Scale	
Material	44x135	Date	08.12.2023
Drawer	RP	File	Bayonne 44 ISO 3D.dwg

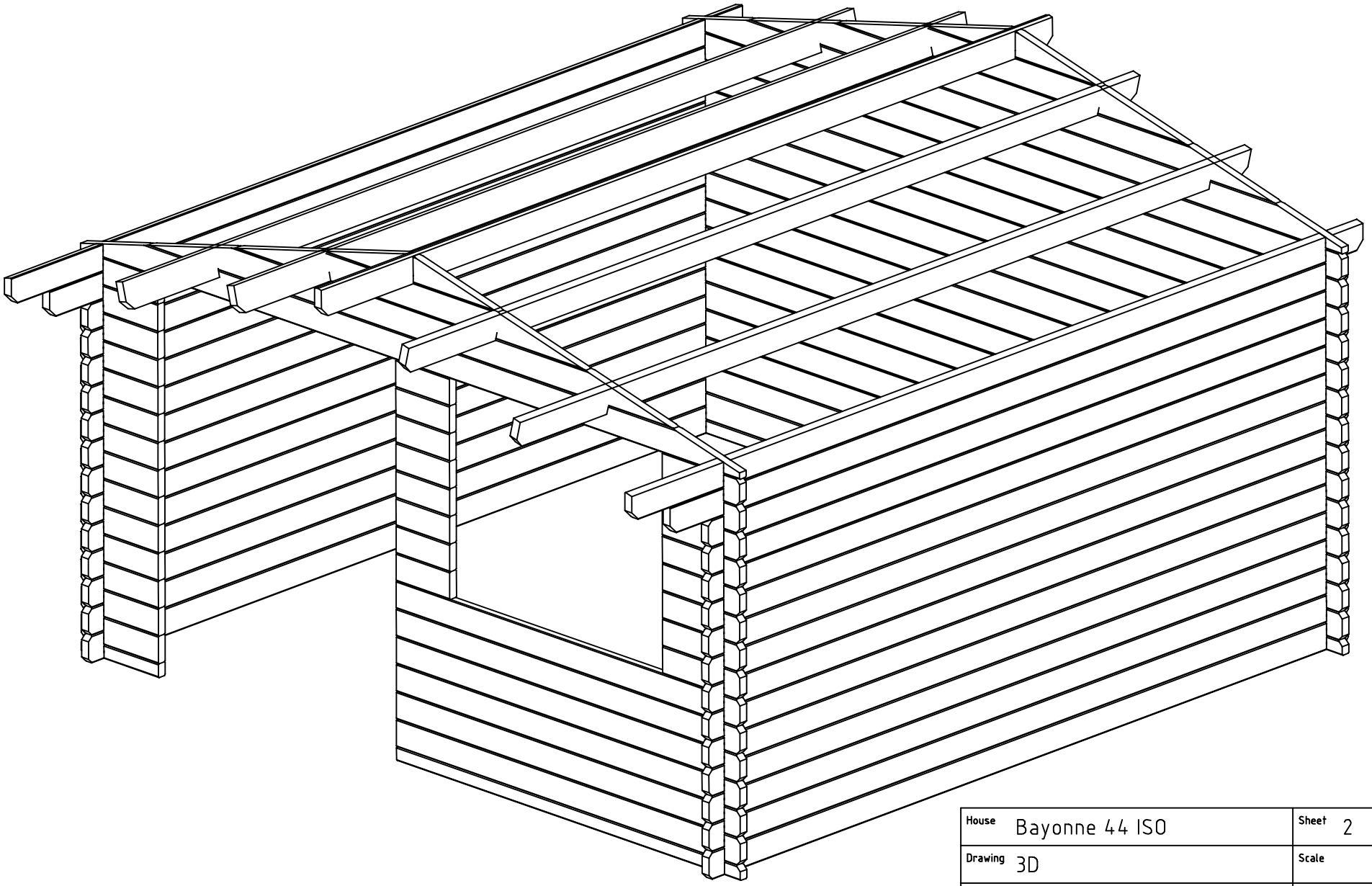

House	Bayonne 44 ISO	Sheet	2
Drawing	3D	Scale	
Material	44x135	Date	08.12.2023
Drawer	RP	File	Bayonne 44 ISO 3D.dwg

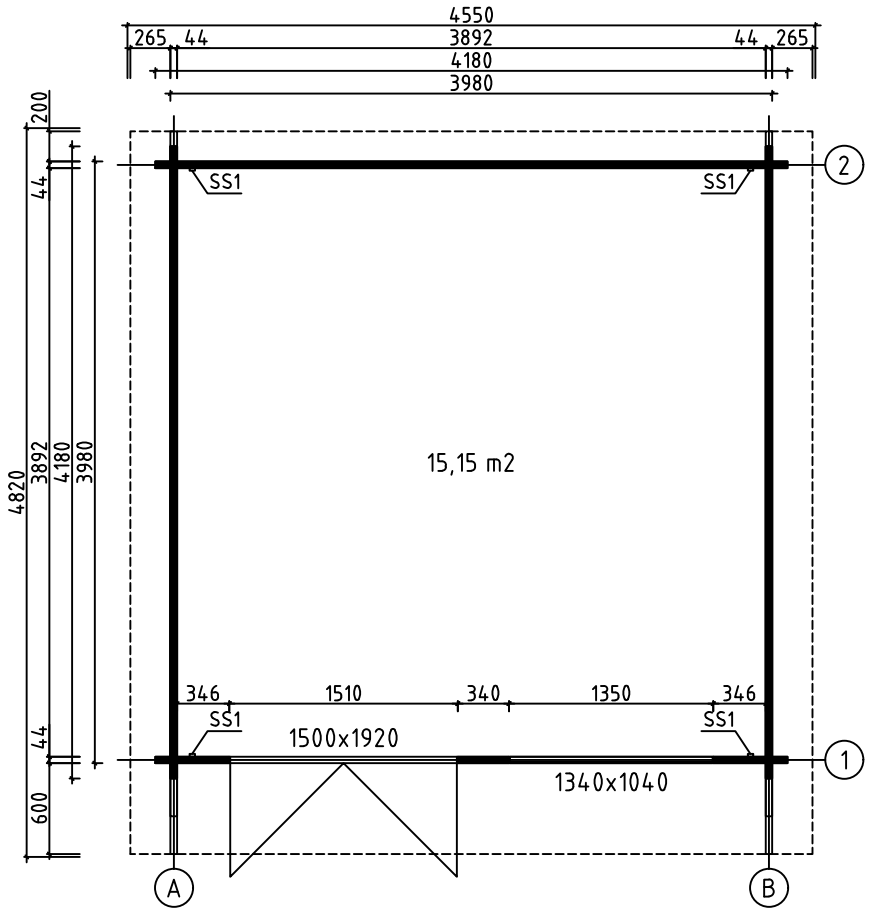

House	Bayonne 44 ISO	Sheet	3
Drawing	GROUNDPLAN	Scale	1:50
Material	44x135	Date	08.12.2023
Drawer	RP	File	Bayonne 44 ISO.dwg

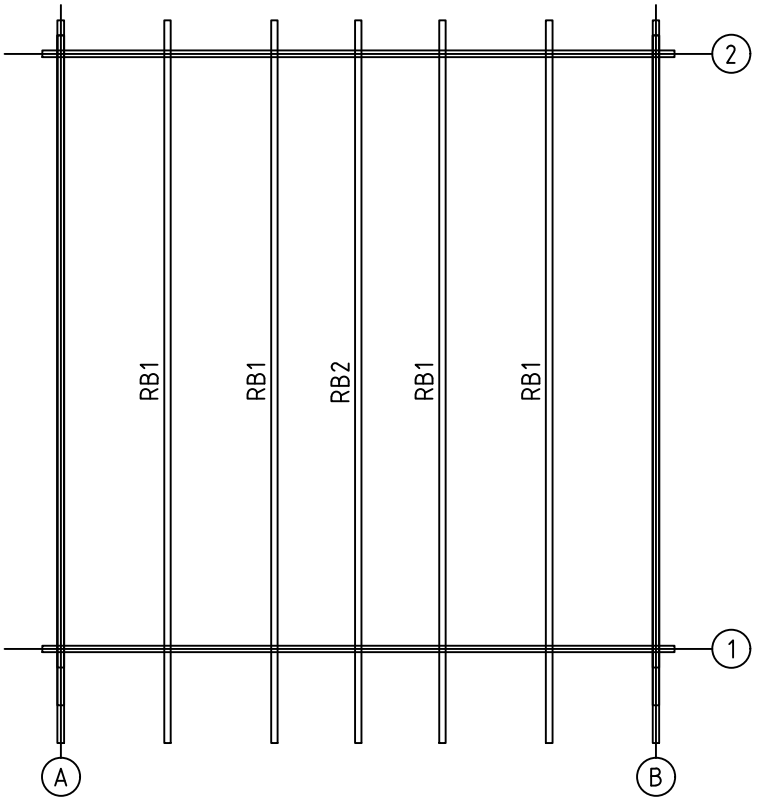

House	Bayonne 44 ISO	Sheet	4
Drawing	ROOFBEAMS	Scale	1:50
Material	43x140	Date	08.12.2023
Drawer	RP	File	Bayonne 44 ISO.dwg

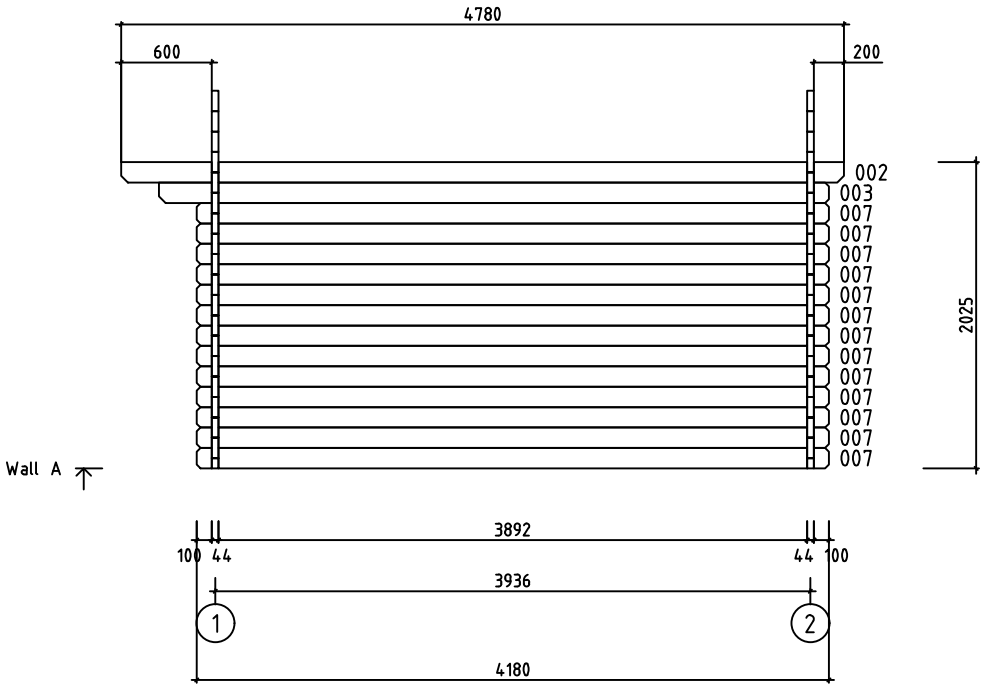

House	Bayonne 44 ISO	Sheet	5
Drawing	WALL A	Scale	1:50
Material	44x135	Date	08.12.2023
Drawer	RP	File	Bayonne 44 ISO.dwg

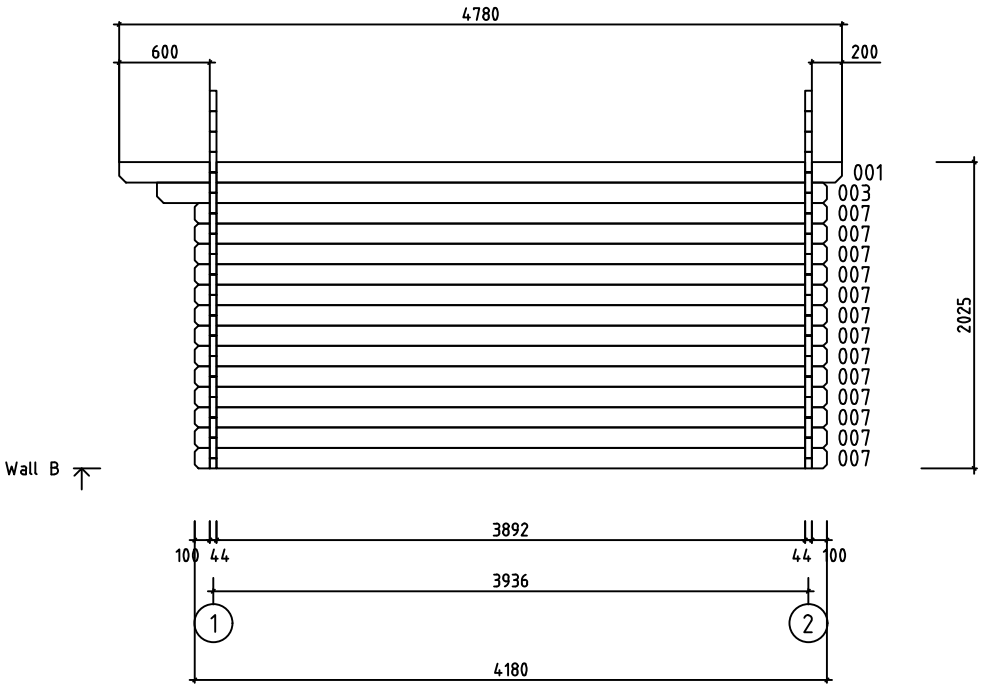

House	Bayonne 44 ISO	Sheet	6
Drawing	WALL B	Scale	1:50
Material	44x135	Date	08.12.2023
Drawer	RP	File	Bayonne 44 ISO.dwg

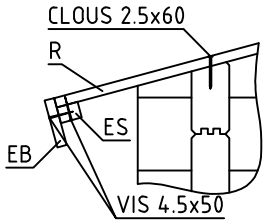

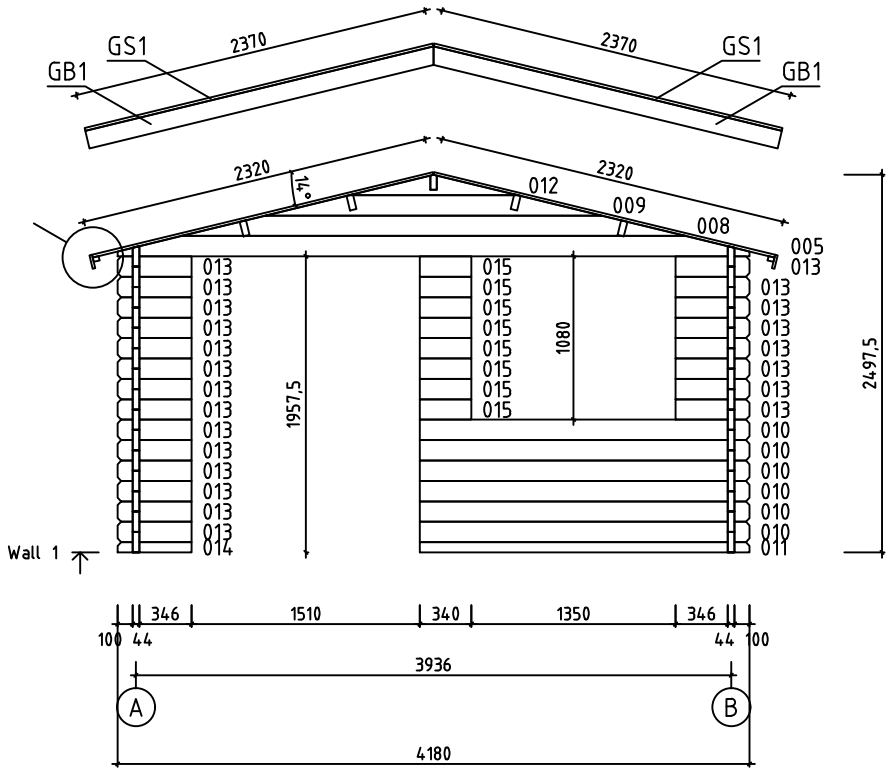

House	Bayonne 44 ISO	Sheet	7
Drawing	WALL 1	Scale	1:50
Material	44x135	Date	08.12.2023
Drawer	RP	File	Bayonne 44 ISO.dwg

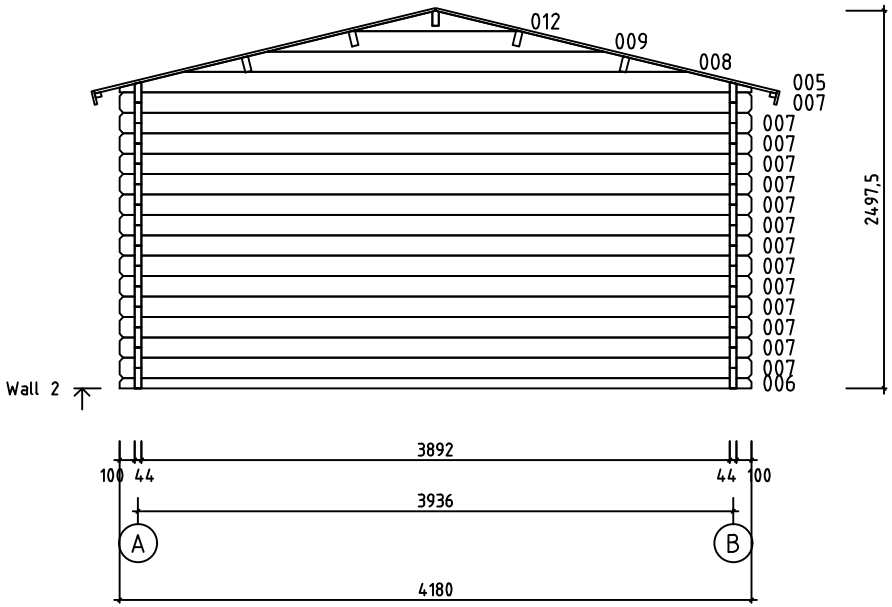

House	Bayonne 44 ISO	Sheet	8
Drawing	WALL 2	Scale	1:50
Material	44x135	Date	08.12.2023
Drawer	RP	File	Bayonne 44 ISO.dwg

Pos	Specification-Bestimmung-Spécification	PCS	Profile (mm)	L (mm)
001		1	44x135	4780
002	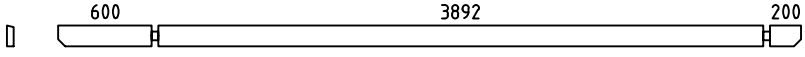	1	44x135	4780
003	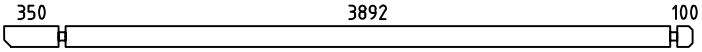	2	44x135	4430
004	SPARE BEAM-ERZATZBOHLE-MADRIER DE RÉSERVE 	1	44x135	4180
006	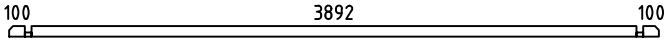	1	44x68	4180
007	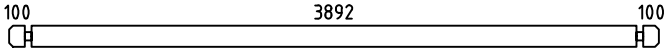	40	44x135	4180
010	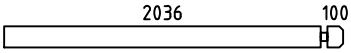	6	44x135	2180
011	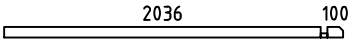	1	44x68	2180
013		22	44x135	490
014		1	44x68	490
015		8	44x135	340
W1-1 W2-1	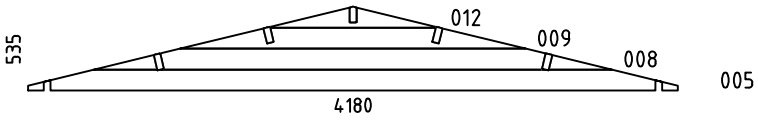	2	44x535	4180
HB	HIT BLOCK-SCHLAGHÖLZER-MADRIERS D´ASSEMBLAGE 	2	44x135	300
RB1	ROOFBEAMS-DACHBALKEN-SOLIVES DE PLAFOND 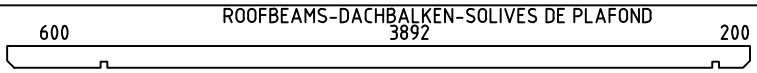	4	43x140	4780
RB2	ROOFBEAMS-DACHBALKEN-SOLIVES DE PLAFOND 	1	43x140	4780
R1	ROOFBOARD-DACHBRETT-VOLIGES  or-oder-ou	84+2 110+2	18x114 18x88	2320
GB1	GABLE BOARD-GIEBELBLENDE-PLANCHE DE RIVE 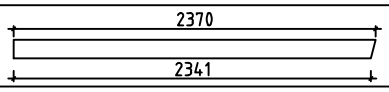	4	18x120	2370
GS1	ROOF FELT FILLET-GIEBELLEISTE-BAGUETTES POUR FIXER LES PLANCHES DE RIVE 	4	18x70	2370
EB1	EAVE BOARD-TRAUFBRETT-LATTES SOUS VOLIGES 	4	18x90	2390
ES1	EAVE SLAT-TRAUFENLEISTE-BAGUETTES POUR FIXER LES LATTES SOUS VOLIGES 	4	30x40	2390
DB1	DIAMOND-RAUTE-ELÉMENTS DE DÉCORATION 	2	18x90	200
SS1	STORM SLAT-STURMLEISTE -BAGUETTE DE TEMPETE TYPE 2	4	18x35	1930
	SCREWS-SCHRAUBEN-VISSER FOR-FÜR-POUR SS1 	8	M8	90
	WASHER-SCHEIBE-RONDELLE FOR-FÜR-POUR SS1 	8	M8	

House Bayonne 44 ISO	Material	File Bayonne 44 ISO.dwg	Sheet 9

Pos	Specification-Bestimmung-Spécification	PCS	Profile (mm)	L (mm)
	NUT-NUSS-ÉCROU FOR-FÜR-POUR SS1 	8	M8	
	NAIL-NAGEL-CLOUS FOR-FÜR-POUR COATING FOR ROOF-BESCHICHTUNG FÜR DACH-REVÉTEMENT DE TOIT 	390	⌀2.5	20
	NAIL-NAGEL-CLOUS FOR-FÜR-POUR R1	450	⌀2.5	60
	SCREWS-SCHRAUBEN-VIS FOR-FÜR-POUR GB1, GS1, EB1, ES1, DB1	80	⌀4.5	50
	SCREWS-SCHRAUBEN-VIS RB1, RB2 FOR-FÜR-POUR W1-1, W2-1 	26	⌀6.0	160
	COATING FOR ROOF-BESCHICHTUNG FÜR DACH-REVÉTEMENT DE TOIT 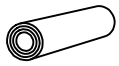	2,0	R = 15m	
	DOUBLEDOOR-DOPPELTÜR-DOUBLE PORTE (left-links-gauche) AST__ISO__PL V	1	1500	1920
	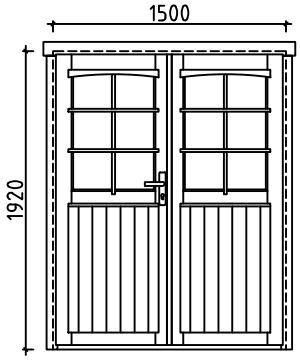 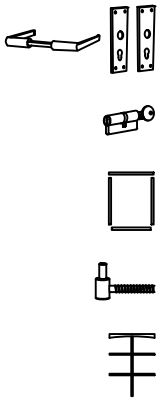	1 1 1 6 2		
	DOUBLE WINDOW-DOPPEL FENSTER-DOUBLE FENÉTRE P (right-rechts-droit) AST__PRE	1	1340	1040
	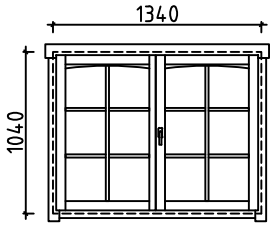 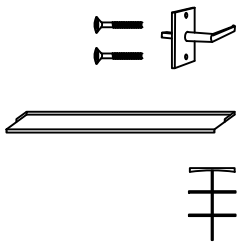	1 1 2		

House Bayonne 44 ISO	Material	File Bayonne 44 ISO.dwg	Sheet 10

#001	B	4780	1
#002	A	4780	1
#003	A,B	4430	2
#004		4180	1
#005	1,2	4180	2
#006	2	4180	1
#007	2,A,B	4180	40
#008	1,2	3336	2
#009	1,2	2224	2
#010	1	2180	6
#011	1	2180	1
#012	1,2	1112	2
#013	1	490	22
#014	1	490	1
#015	1	340	8