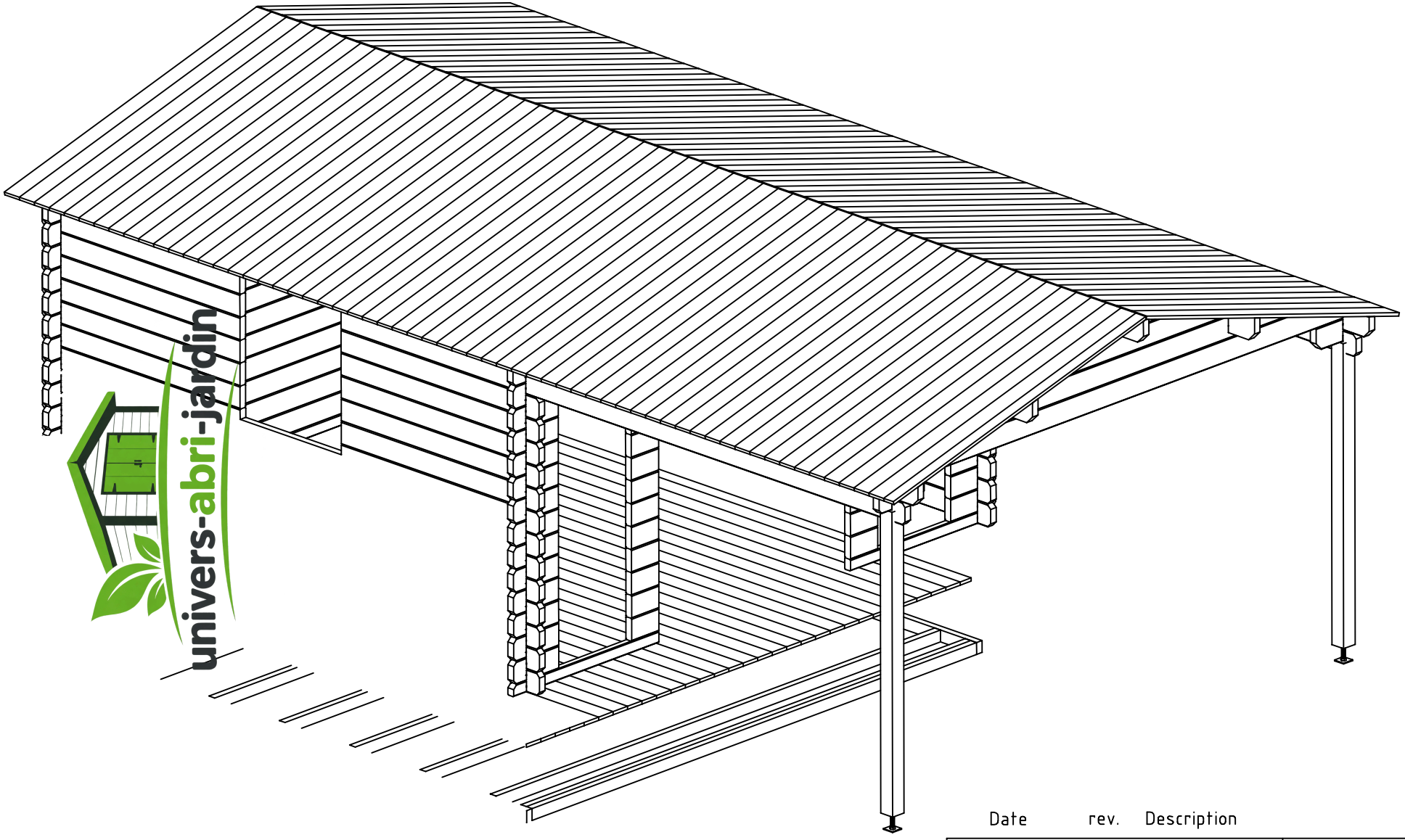

univers-abri-jardin

Date	rev.	Description

House	Angers 44 ISO	Sheet	1
Drawing	3D Plan	Scale	
Material	44x135	Date	28.03.2014
Drawer	RP	File	Angers 44 ISO 3D.dwg

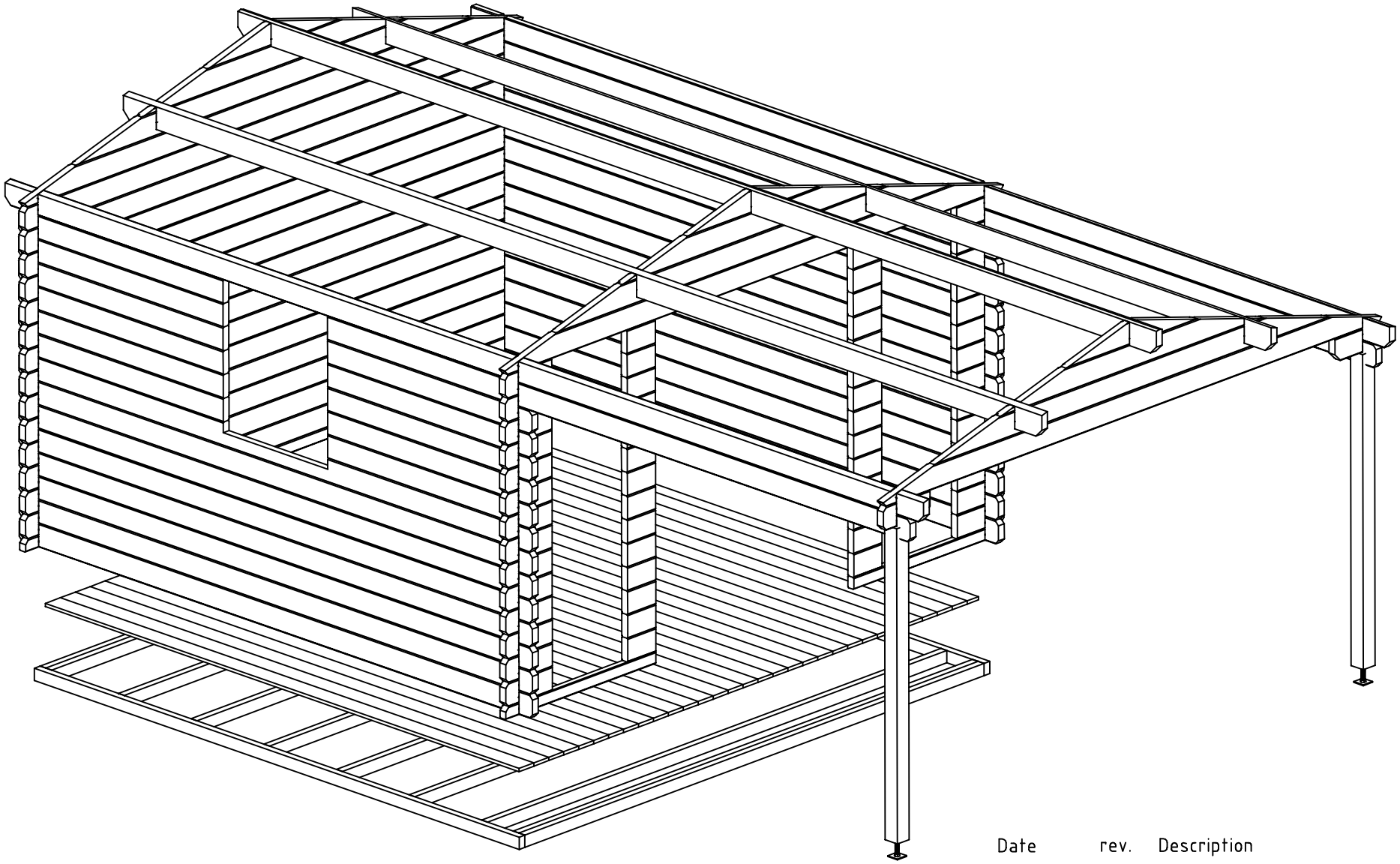

Date	rev.	Description

House	Angers 44 ISO	Sheet	2
Drawing	3D Plan	Scale	
Material	44x135	Date	28.03.2014
Drawer	RP	File	Angers 44 ISO 3D.dwg

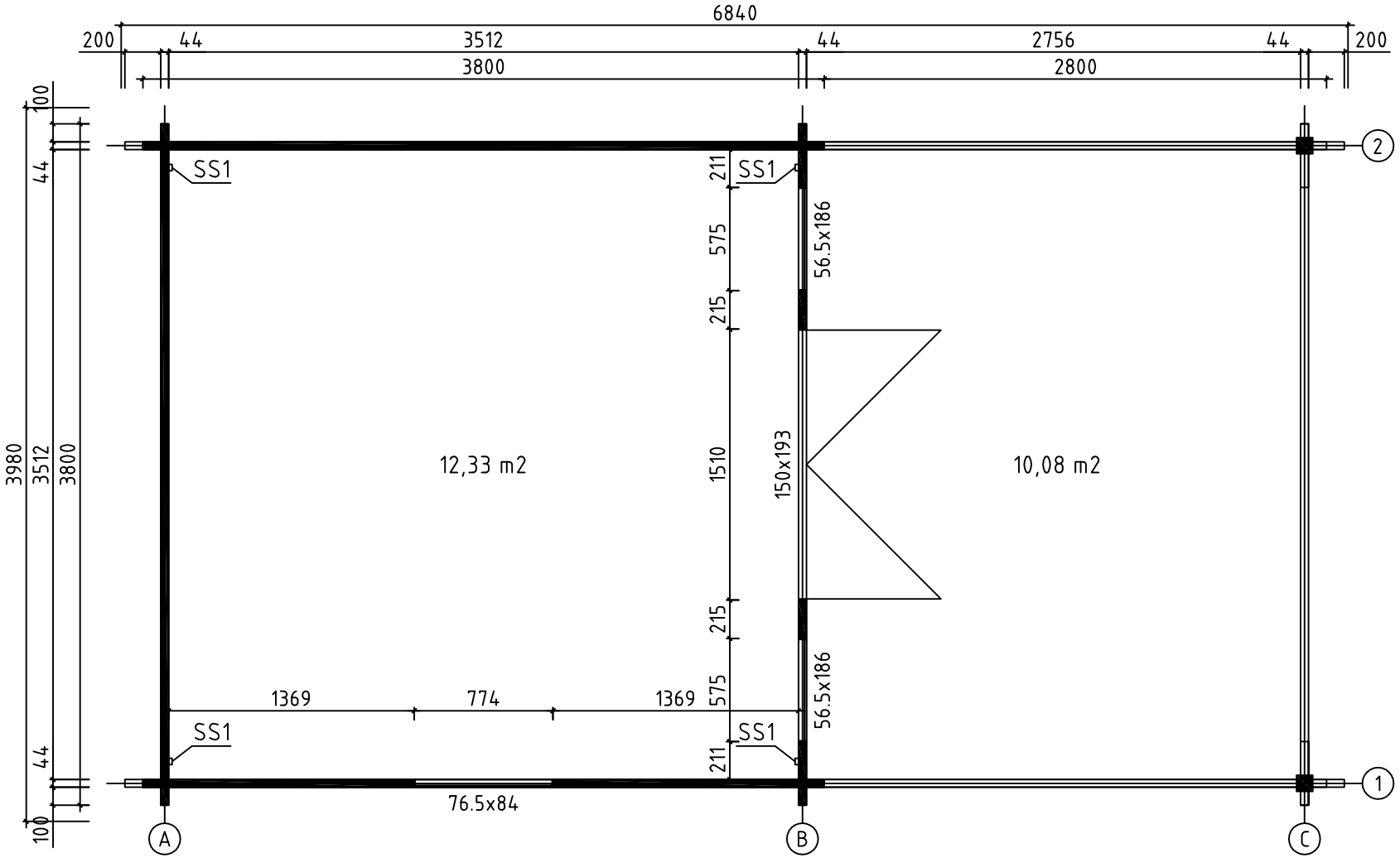

House	Angers 44 ISO	Sheet	3
Drawing	PLAN DE MASSE	Scale	1:35
Material	44x135	Date	28.03.2014
Drawer	RP	File	Angers 44 ISO.dwg

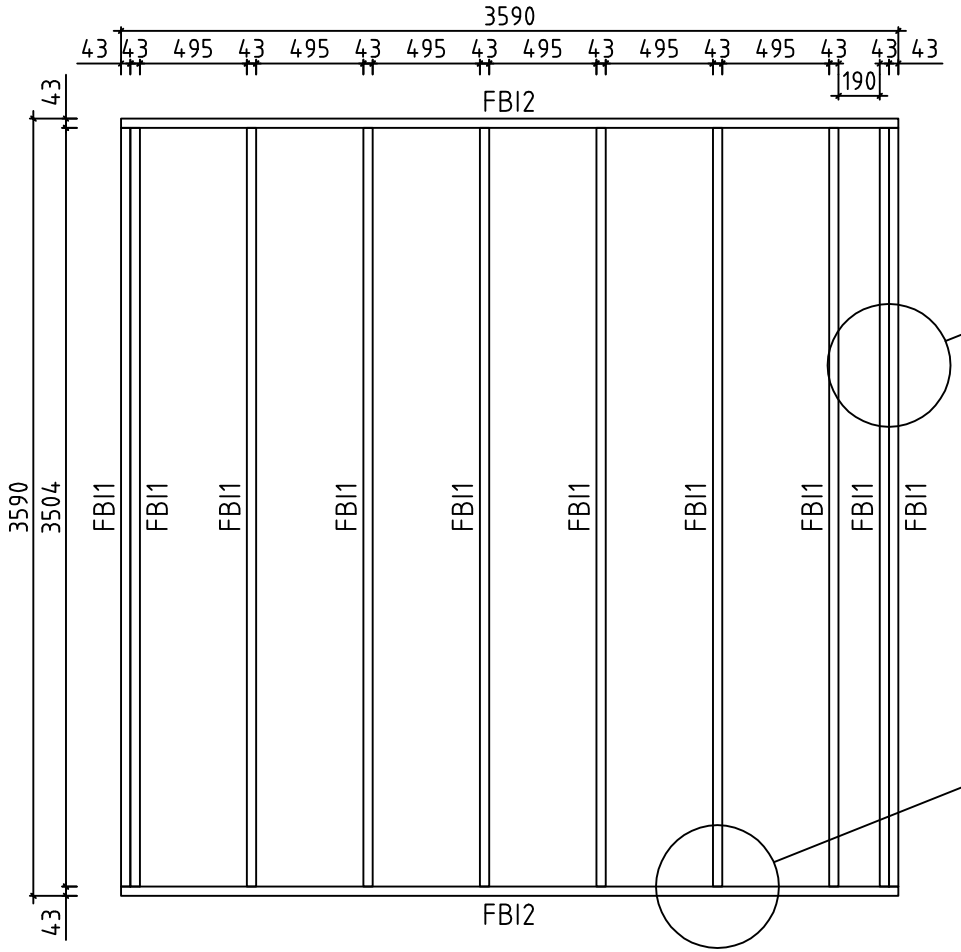

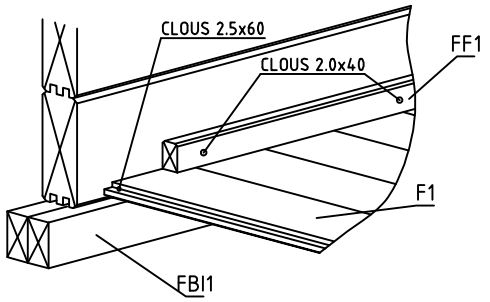

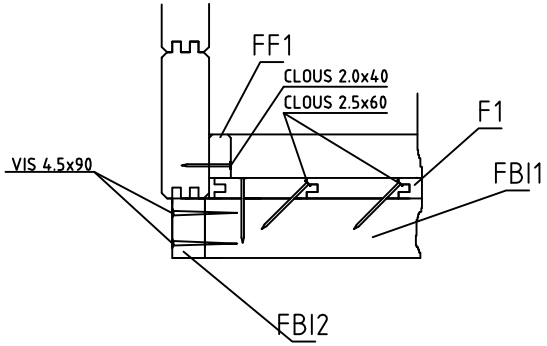

House	Angers 44 ISO	Sheet	4
Drawing	FONDATION	Scale	1:35
Material	43x70	Date	28.03.2014
Drawer	RP	File	Angers 44 ISO.dwg

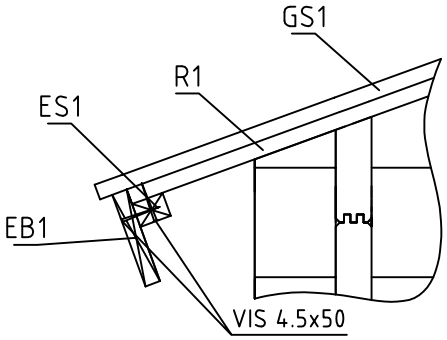

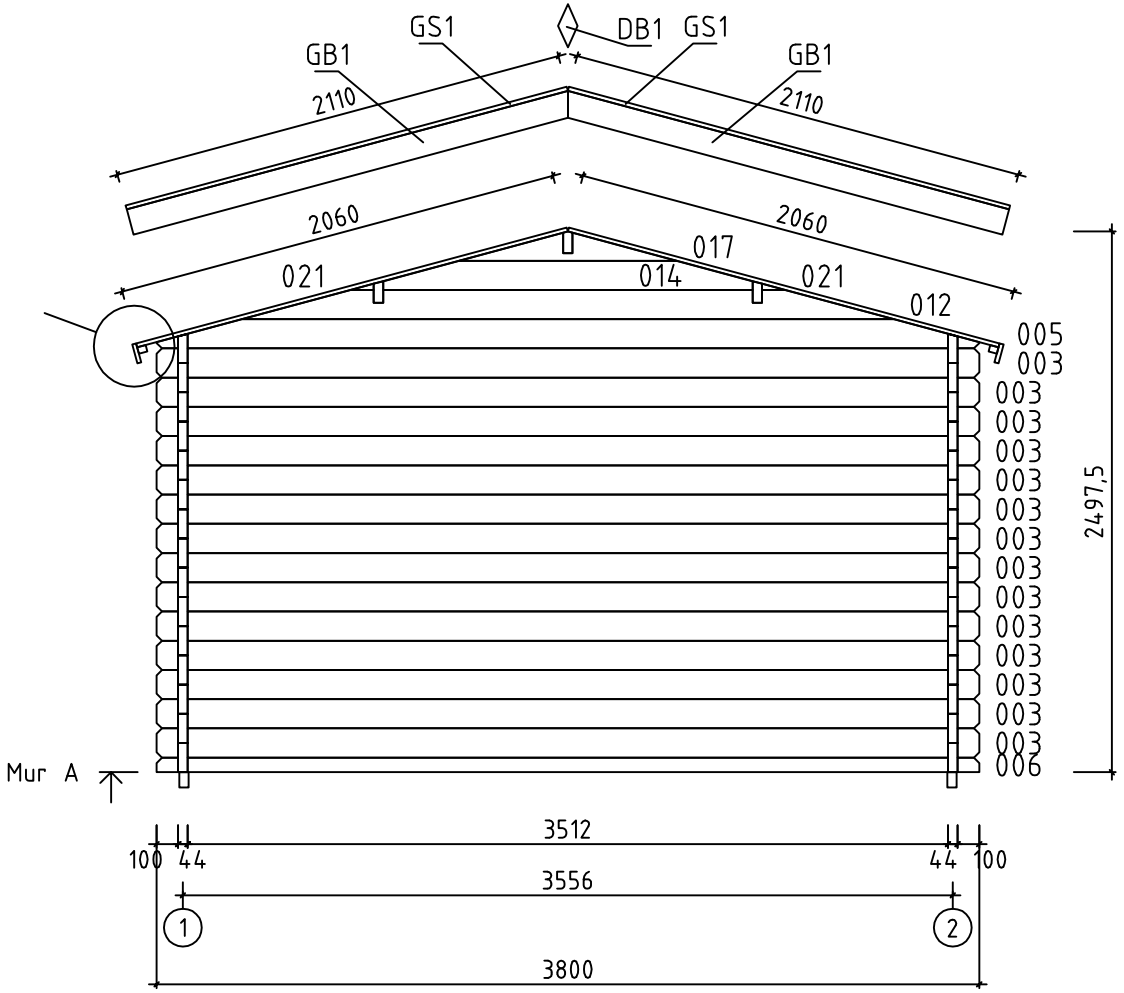

House	Angers 44 ISO	Sheet	5
Drawing	MUR A	Scale	1:35
Material	44x135	Date	28.03.2014
Drawer	RP	File	Angers 44 ISO.dwg

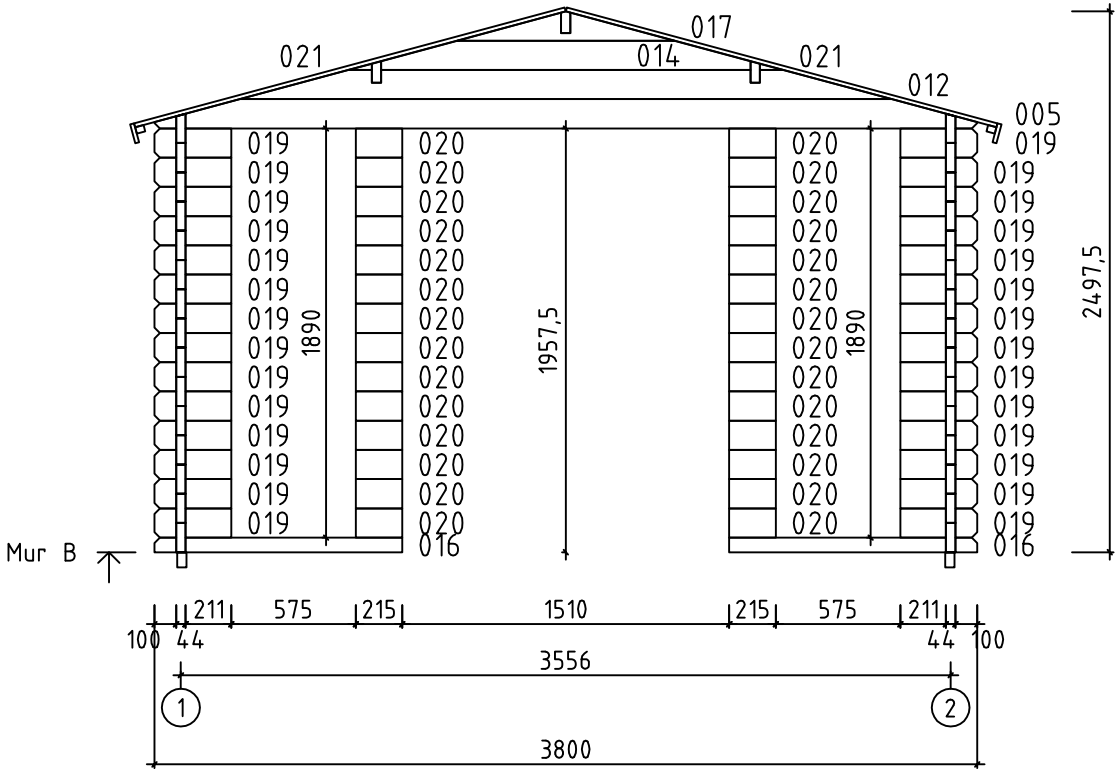

House	Angers 44 ISO	Sheet	6
Drawing	MUR B	Scale	1:35
Material	44x135	Date	28.03.2014
Drawer	RP	File	Angers 44 ISO.dwg

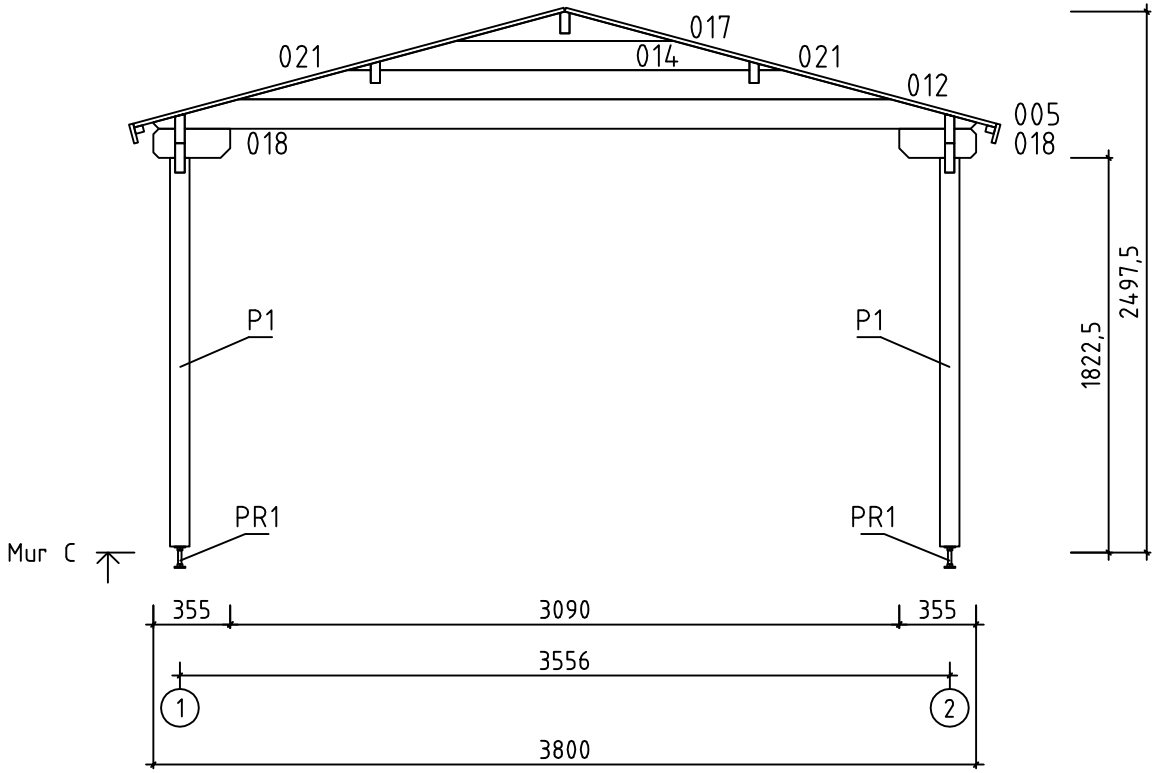

House	Angers 44 ISO	Sheet	7
Drawing	MUR C	Scale	1:35
Material	44x135	Date	28.03.2014
Drawer	RP	File	Angers 44 ISO.dwg

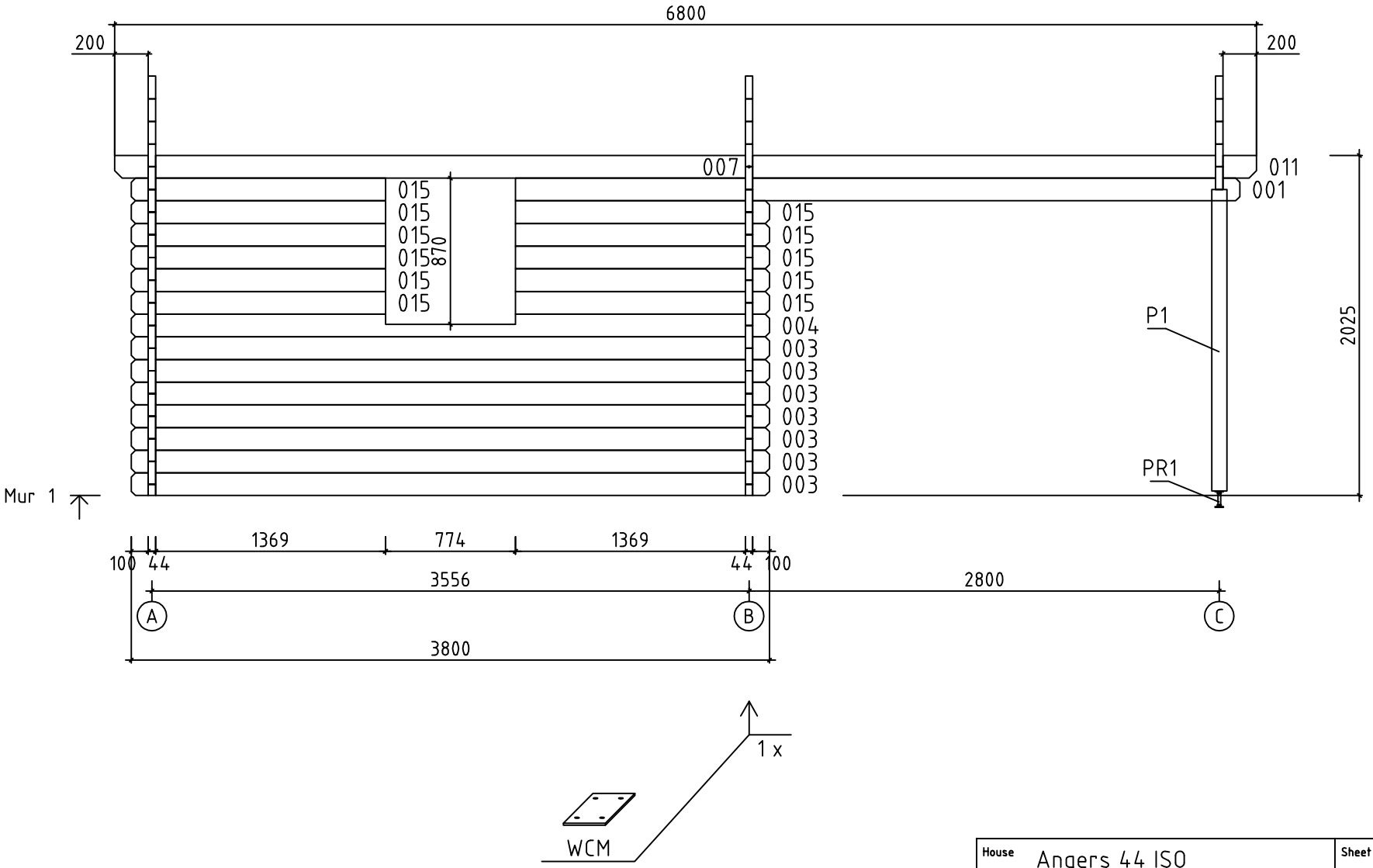

House	Angers 44 ISO	Sheet	8
Drawing	MUR 1	Scale	1:35
Material	44x135	Date	28.03.2014
Drawer	RP	File	Angers 44 ISO.dwg

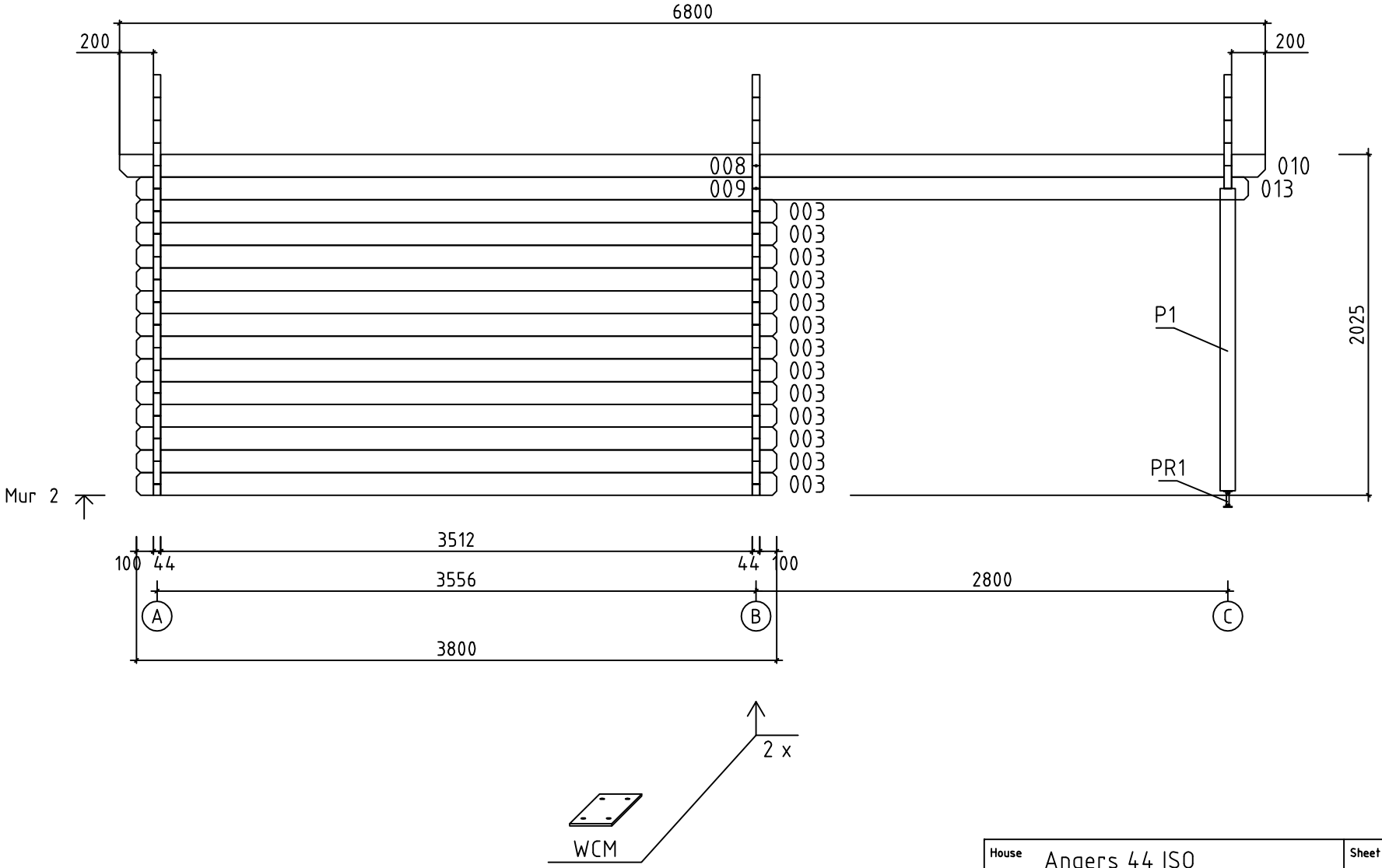

House	Angers 44 ISO	Sheet	9
Drawing	MUR 2	Scale	1:35
Material	44x135	Date	28.03.2014
Drawer	RP	File	Angers 44 ISO.dwg

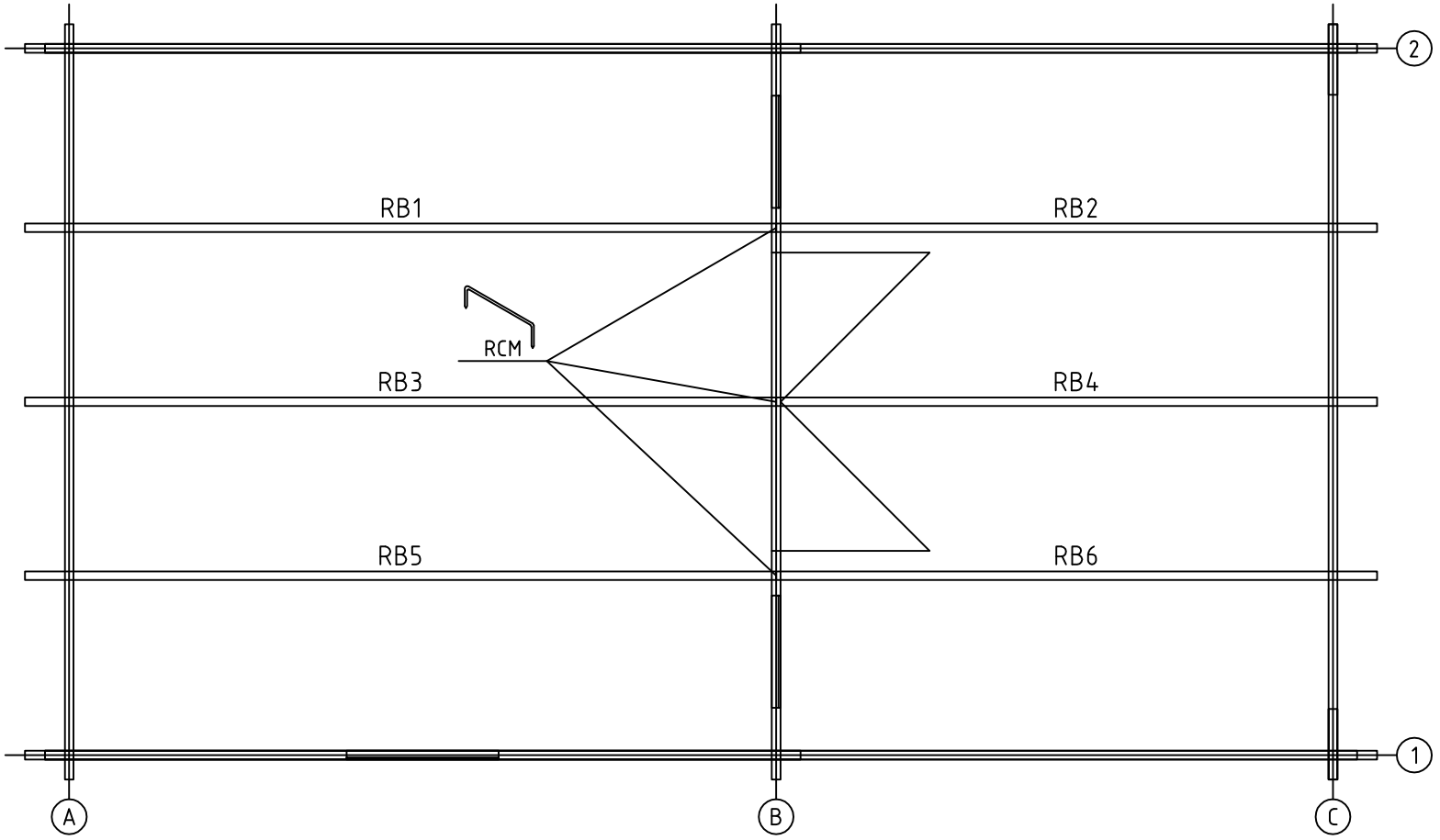

House	Angers 44 ISO	Sheet	10
Drawing	SOLIVES DE PLAFOND	Scale	1:35
Material	43x140	Date	28.03.2014
Drawer	RP	File	Angers 44 ISO.dwg

Pos	Spécification	Unités	Profil (mm)	L (mm)
001		1	44x135	4313
002	MADRIER DE RÉSERVE 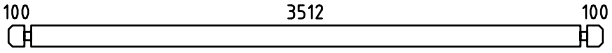	1	44x135	3800
003	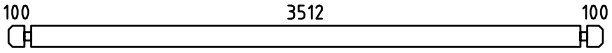	34	44x135	3800
004	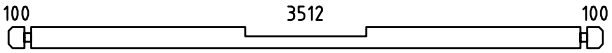	1	44x135	3800
006	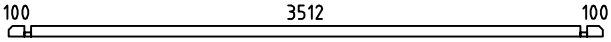	1	44x68	3800
007		1	44x135	3778
008		1	44x135	3778
009	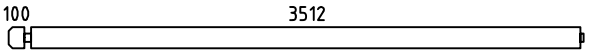	1	44x135	3678
010	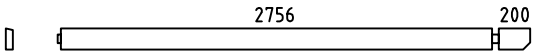	1	44x135	3022
011	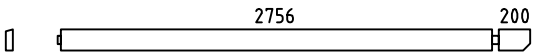	1	44x135	3022
013		1	44x135	2922
015		11	44x135	1513
016	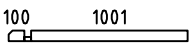	2	44x68	1145
018		2	44x135	355
019		28	44x135	355
020		28	44x135	215
WA-1 WB-1 WC-1	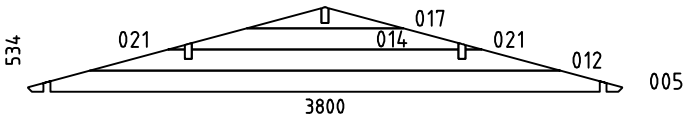	3	44x534	3800
HB	MADRIERS D´ASSEMBLAGE 	2	44x135	300
FBI2	POUTRES DE FONDATION IMPRÉGNÉS IMM	2	43x70	3590
FBI1	POUTRES DE FONDATION IMPRÉGNÉS IMM	10	43x70	3504
P1	POST 	2	90x90	1795
RB5	SOLIVES DE PLAFOND 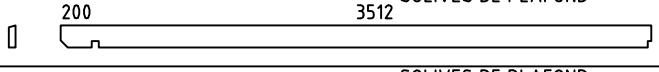	1	43x140	3778
RB1	SOLIVES DE PLAFOND 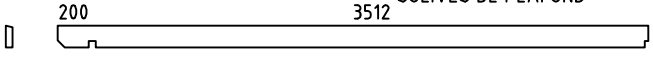	1	43x140	3778
RB3	SOLIVES DE PLAFOND 	1	43x140	3778

House Angers 44 ISO	Material	File Angers 44 ISO.dwg	Sheet 11

Pos	Spécification	Unités	Profil (mm)	L (mm)
RB6	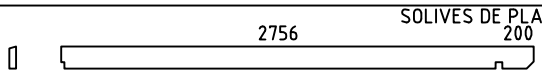	1	43x140	3022
RB2		1	43x140	3022
RB4	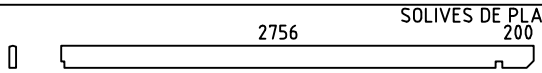	1	43x140	3022
F1	PLANCHER  ou	31+1 41+1	114x19 88x19	3506
R1	VOLIGES  ou	120+2 156+2	114x19 88x19	2060
FF1	BAGUETTE DE FINITION DE PLANCHER 		19x35	15 m
GB1	PLANCHE DE RIVE 	4	19x120	2110
GS1	BAGUETTES POUR FIXER LES PLANCHES DE RIVE 	4	19x70	2110
EB1	LATTES SOUS VOLIGES 	4	19x90	3400
ES1	BAGUETTES POUR FIXER LES LATTES SOUS VOLIGES 	4	30x40	3400
DB1	ELÉMENTS DE DÉCORATION 	2	19x90	200
PR1	POST RÉGULATEUR 	2		
RCM	CONNECTEUR MÉTALLIQUE POUR SOLIVES DE PLAFOND 	3	⌀6	200
WCM	PATTE D´ASSEMBLAGE 	3	25	25
SS1	BAGUETTE DE TEMPETE TYPE 2	4	19x35	1930
	VISSER, RONDELLE, ÉCROU POUR SS1 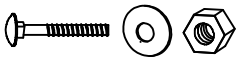	8 8 8	M8	
	CLOUS POUR FF1	40	⌀2.0	40
	CLOUS POUR F1, R1	810	⌀2.5	60
	CLOUS POUR LE REVÉTEMENT DE TOIT	410	⌀2.5	20
	VIS POUR WCM	12	⌀3.5	35
	VIS POUR GB1, GS1, EB1, ES1, DB1, P1	70	⌀4.5	50
	VIS POUR 006, 016 FBI1, FBI2	60	⌀4.5	90
	VIS POUR RB1, RB2, RB3, RB4, RB5, RB6 WA-1, WB-1, WC-1	40	⌀6.0	160
	REVÉTEMENT DE TOIT R = 15m 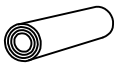	2,5		
	POIGNÉE DE FENÊTRE (EN KIT) 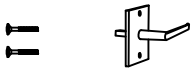	5		

House Angers 44 ISO	Material	File Angers 44 ISO.dwg	Sheet 12

Pos	Spécification	Unités	Profil (mm)	L (mm)
	POIGNÉE DE PORTE (EN KIT) 	1		
	SERRURE DE PORTE + CLÉS 	1		
	CHARNIERES PORTE 	6		
	BORDURE DE PORTE 	1		
	DOUBLE PORTE (droit) ORT_ECO P 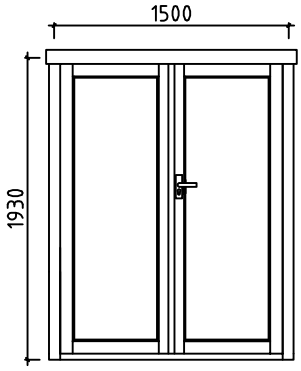	1	1500	1930
	FENÉTRE (1x droit, 1x gauche) ORT_ECO P+V 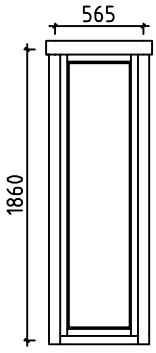	1+1	565	1860
	FENÉTRE (droit) ORT_ECO P 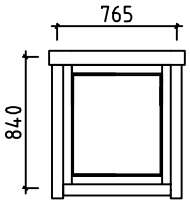	1	765	840

House Angers 44 ISO	Material	File Angers 44 ISO.dwg	Sheet 13

#001	1	4313	1
#002		3800	1
#003	1,2,A	3800	34
#004	1	3800	1
#005	A,B,C	3800	3
#006	A	3800	1
#007	1	3778	1
#008	2	3778	1
#009	2	3678	1
#010	2	3022	1
#011	1	3022	1
#012	A,B,C	3010	3
#013	2	2922	1
#014	A,B,C	1707	3
#015	1	1513	11
#016	B	1145	2
#017	A,B,C	1003	3
#018	C	355	2
#019	B	355	28
#020	B	215	28
#021	A,B,C	107	6