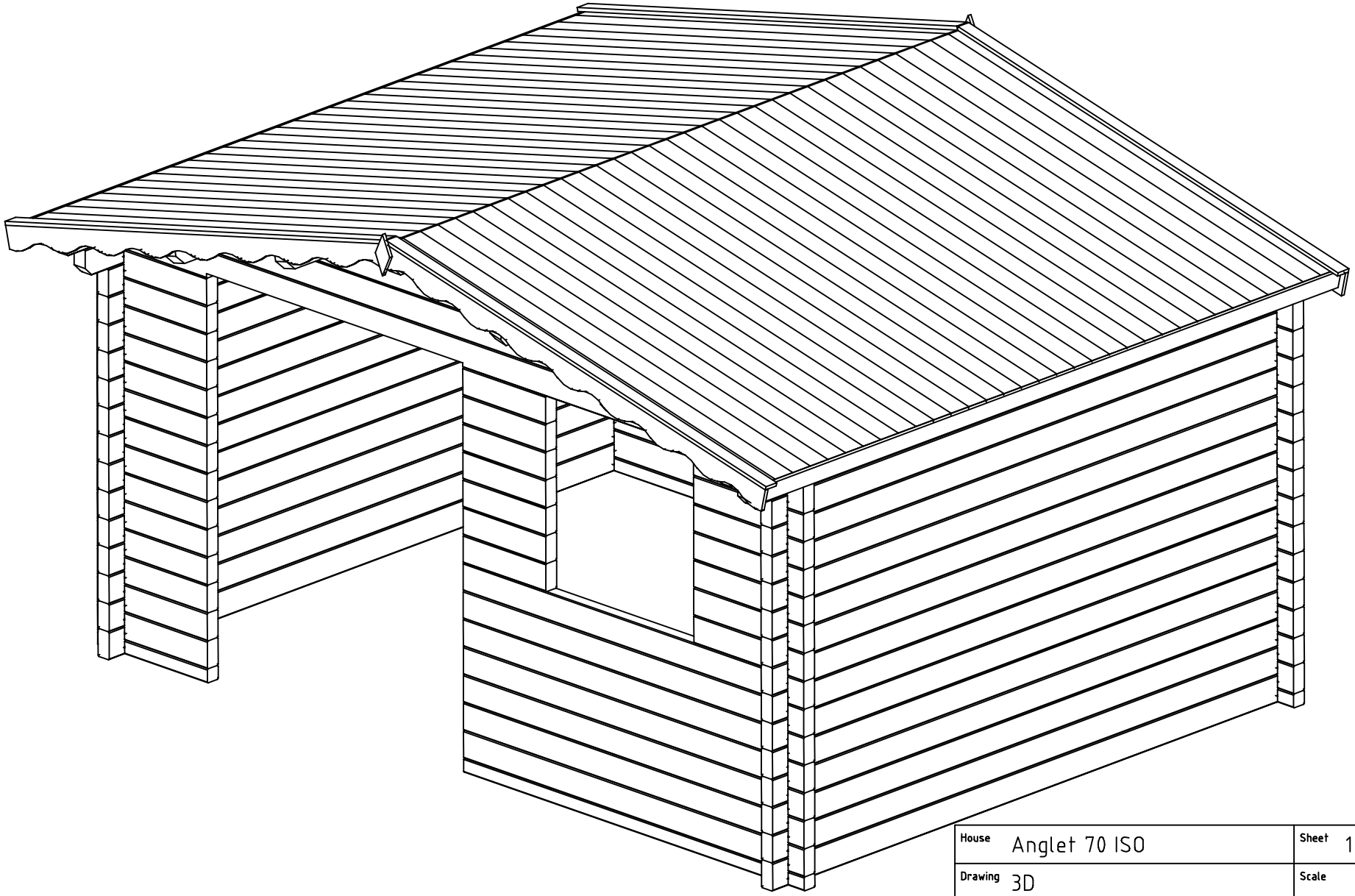

House	Anglet 70 ISO	Sheet	1
Drawing	3D	Scale	
Material	70x135	Date	08.01.2018
Drawer	RP	File	Anglet 70 ISO 3D.dwg

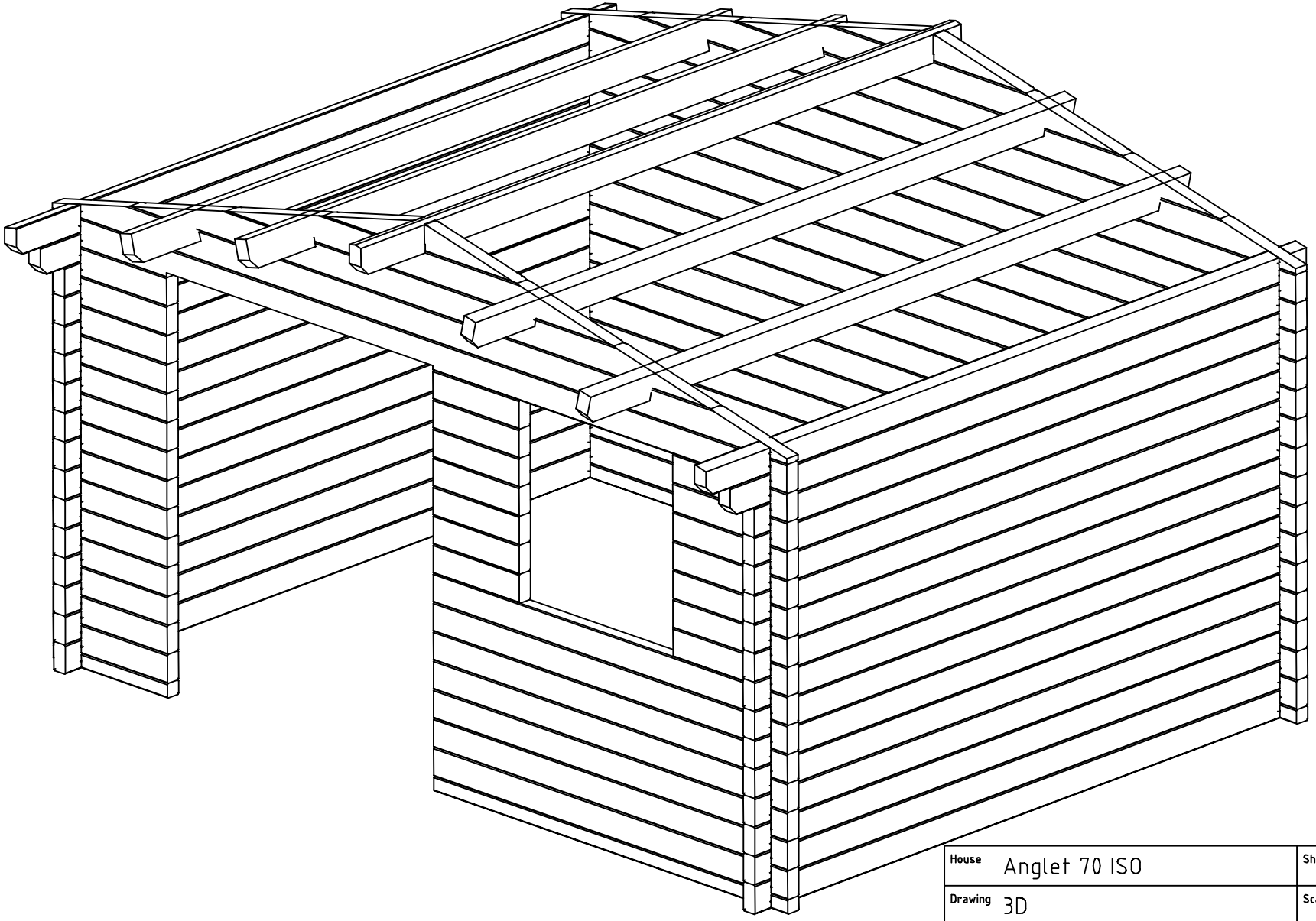

House	Anglet 70 ISO	Sheet	2
Drawing	3D	Scale	
Material	70x135	Date	08.01.2018
Drawer	RP	File	Anglet 70 ISO 3D.dwg

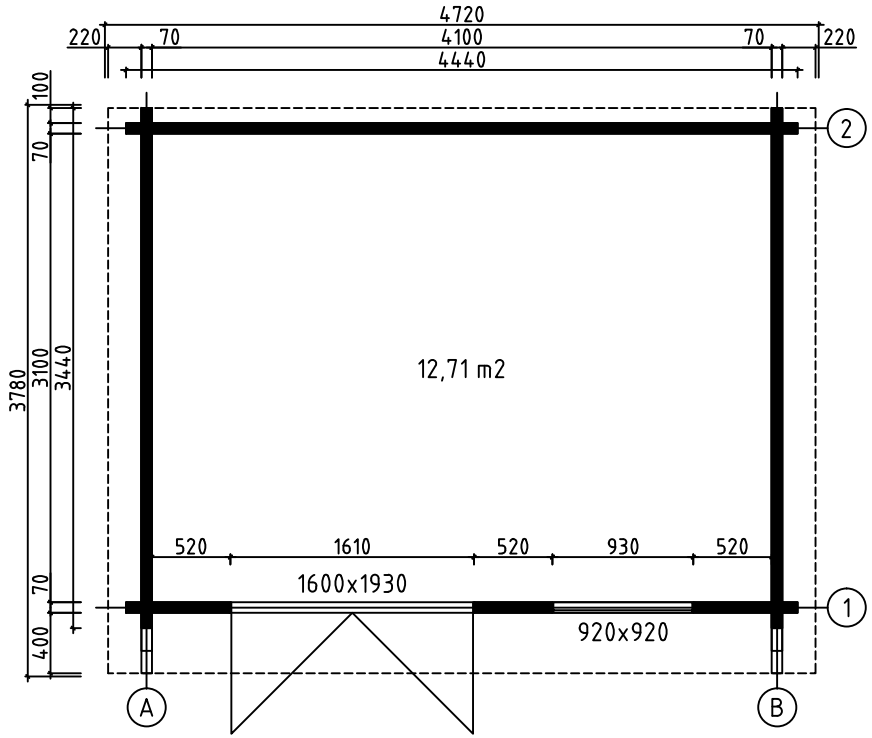

House	Anglet 70 ISO	Sheet	3
Drawing	GROUNDPLAN	Scale	1:50
Material	70x135	Date	08.01.2018
Drawer	RP	File	Anglet 70 ISO.dwg

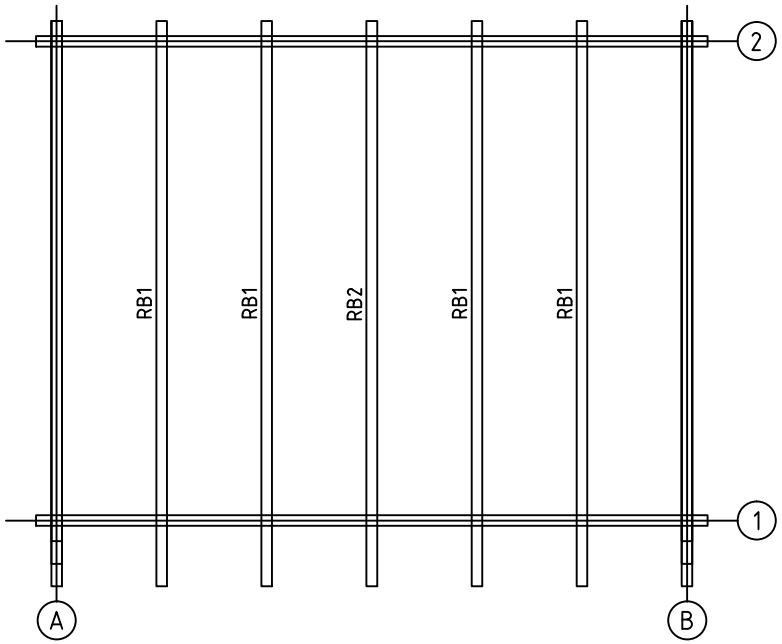

House	Anglet 70 ISO	Sheet	4
Drawing	ROOFBEAMS	Scale	1:50
Material	70x140	Date	08.01.2018
Drawer	RP	File	Anglet 70 ISO.dwg

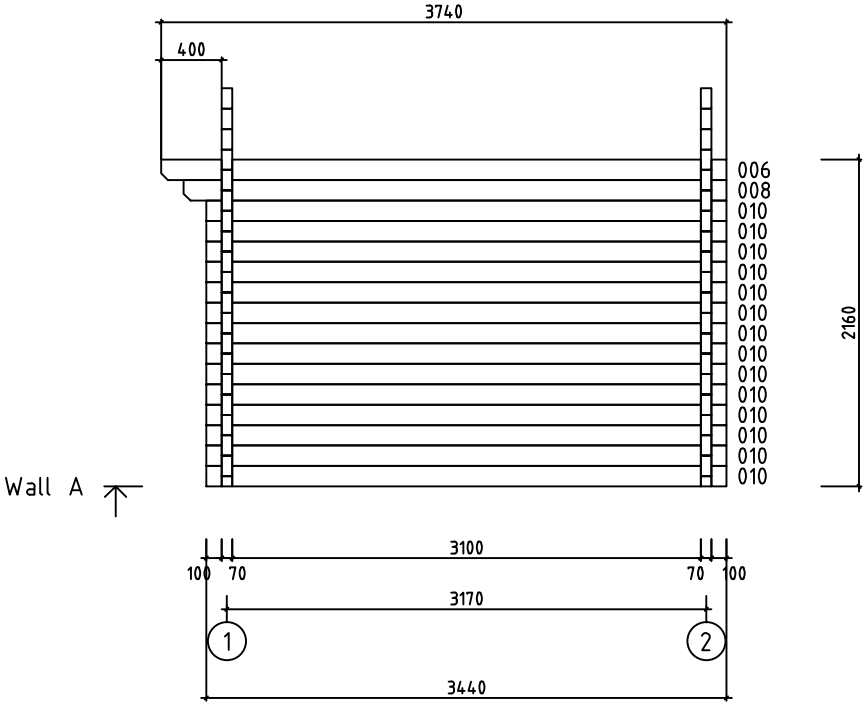

House	Anglet 70 ISO	Sheet	5
Drawing	WALL A	Scale	1:50
Material	70x135	Date	08.01.2018
Drawer	RP	File	Anglet 70 ISO.dwg

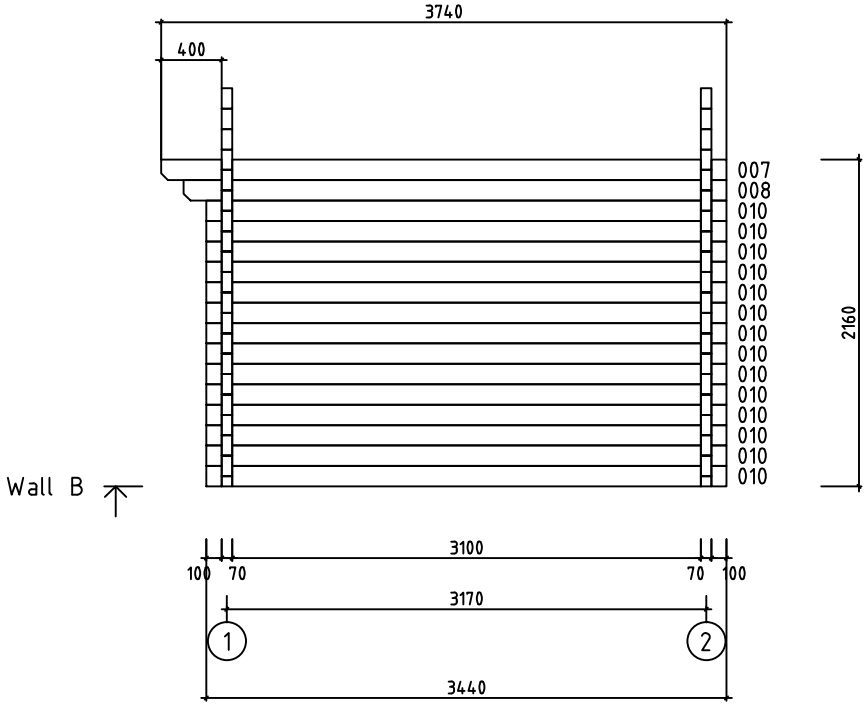

House	Anglet 70 ISO	Sheet	6
Drawing	WALL B	Scale	1:50
Material	70x135	Date	08.01.2018
Drawer	RP	File	Anglet 70 ISO.dwg

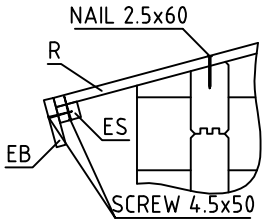

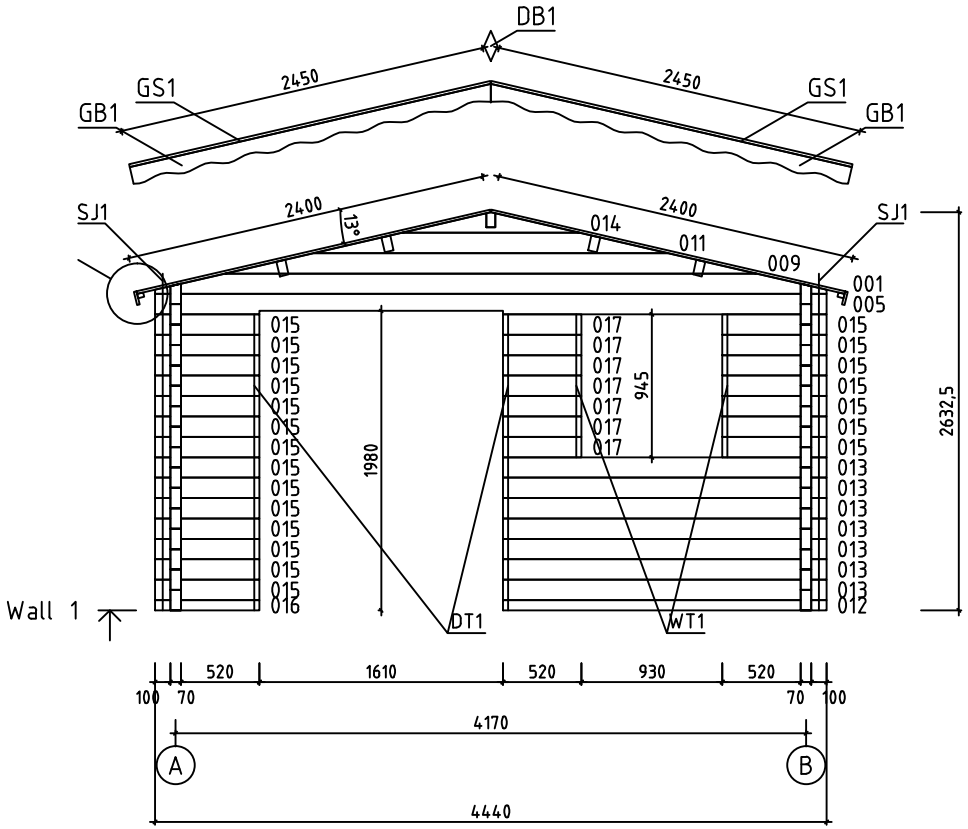

House	Anglet 70 ISO	Sheet	7
Drawing	WALL 1	Scale	1:50
Material	70x135	Date	08.01.2018
Drawer	RP	File	Anglet 70 ISO.dwg

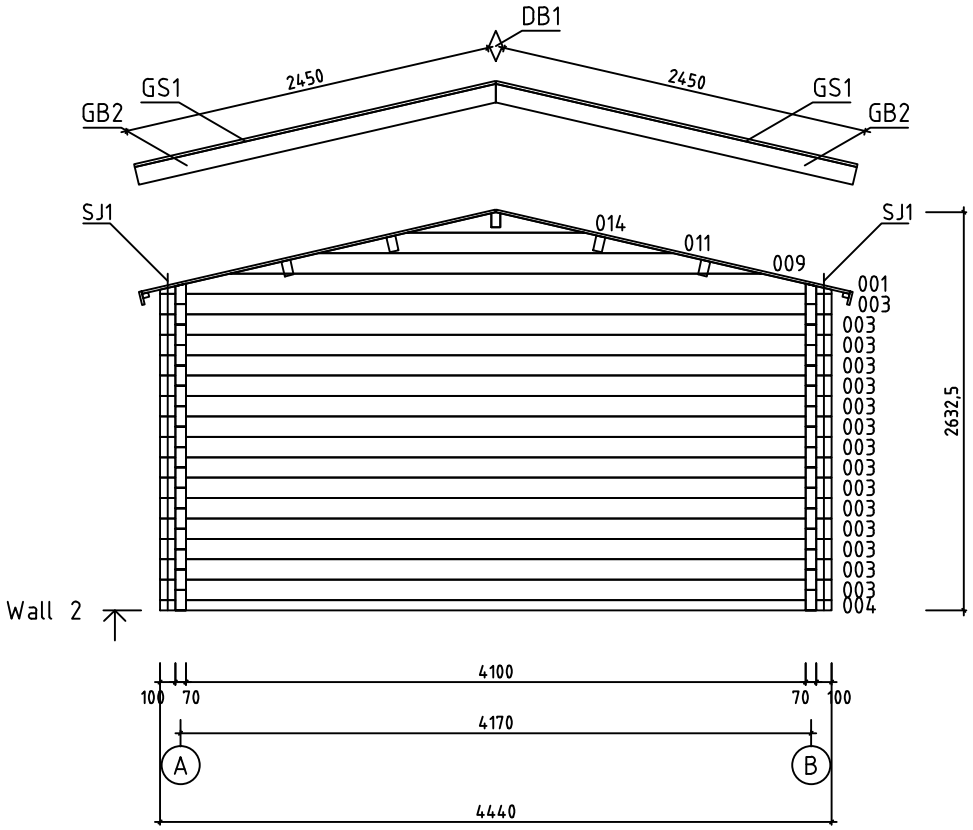

House	Anglet 70 ISO	Sheet	8
Drawing	WALL 2	Scale	1:50
Material	70x135	Date	08.01.2018
Drawer	RP	File	Anglet 70 ISO.dwg

Pos	Specification-Bestimmung-Spécification	PCS	Profile (mm)	L (mm)
002	SPARE BEAM-ERZATZBOHLE-MADRIER DE RÉSERVE 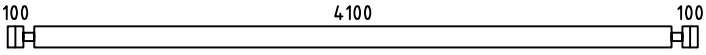	1	70x135	4440
003	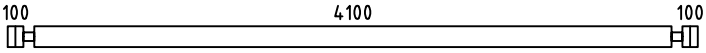	15	70x135	4440
004	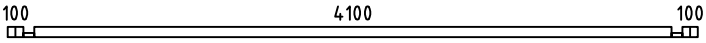	1	70x68	4440
005	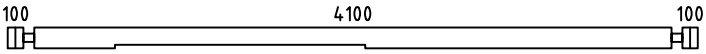	1	70x135	4440
006		1	70x135	3740
007		1	70x135	3740
008	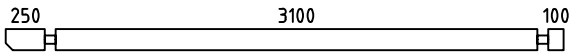	2	70x135	3590
010	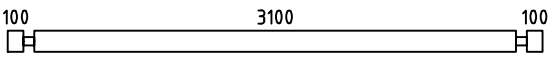	28	70x135	3440
012	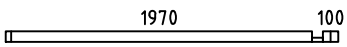	1	70x68	2140
013	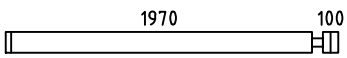	7	70x135	2140
015	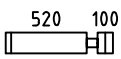	21	70x135	690
016	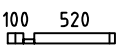	1	70x68	690
017		7	70x135	520
W1-1 W2-1	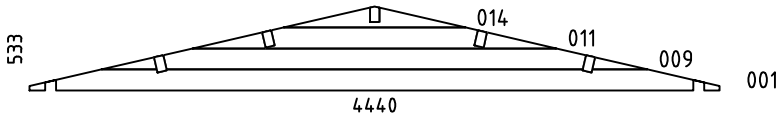	2	70x533	4440
HB	HIT BLOCK-SCHLAGHÖLZER-MADRIERS D´ASSEMBLAGE 	2	70x135	300
RB1	ROOFBEAMS-DACHBALKEN-SOLIVES DE PLAFOND 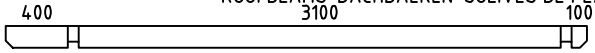	4	70x140	3740
RB2	ROOFBEAMS-DACHBALKEN-SOLIVES DE PLAFOND 	1	70x140	3740
R1	ROOFBOARD-DACHBRETT-VOLIGES  or-oder-ou	66+2 86+2	18x114 18x88	2400
GB1	GABLE BOARD-GIEBELBLENDE-PLANCHE DE RIVE 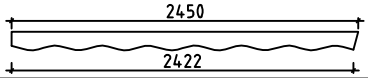	2	18x120	2450
GB2	GABLE BOARD-GIEBELBLENDE-PLANCHE DE RIVE 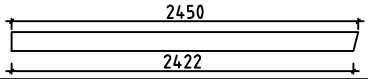	2	18x120	2450
GS1	ROOF FELT FILLET-GIEBELLEISTE-BAGUETTES POUR FIXER LES PLANCHES DE RIVE 	4	18x70	2450
EB1	EAVE BOARD-TRAUFBRETT-LATTES SOUS VOLIGES 	2	18x90	3740
ES1	EAVE SLAT-TRAUFENLEISTE-BAGUETTES POUR FIXER LES LATTES SOUS VOLIGES 	2	30x40	3740
DB1	DIAMOND-RAUTE-ELÉMENTS DE DÉCORATION 	2	18x90	200

House Anglet 70 ISO	Material	File Anglet 70 ISO.dwg	Sheet 9

Pos	Specification-Bestimmung-Spécification	PCS	Profile (mm)	L (mm)
DT1	DOOR ASSEMBLING PROFILE-TÜR INSTALLIERUNGSPROFIL -TASSEAU DE FIXATION POUR PORTES	2	18x25	1930
WT1	WINDOW ASSEMBLING PROFILE-FENSTER INSTALLIERUNGSPROFIL -TASSEAU DE FIXATION POUR FENÉTRE	2	18x25	920
SJ1	SCREW JOINT-GEWINDESTANGE -TIGES FILETÉS	4	M10	2160
	NAIL-NAGEL-CLOUS COATING FOR ROOF-BESCHICHTUNG FOR-FÜR-POUR FÜR DACH-REVÉTEMENT DE TOIT	300	ϕ2.5	20
	NAIL-NAGEL-CLOUS FOR-FÜR-POUR R1	350	ϕ2.5	60
	SCREWS-SCHRAUBEN-VIS FOR-FÜR-POUR GB1, GB2, GS1, EB1, ES1, DB1	70	ϕ4.5	50
	SCREWS-SCHRAUBEN-VIS FOR-FÜR-POUR W1-1, W2-1, RB1, RB2	30	ϕ6.0	160
	COATING FOR ROOF-BESCHICHTUNG FÜR DACH-REVÉTEMENT DE TOIT	2,0	R = 15m	
	DOUBLEDOOR-DOPPELTÜR-DOUBLE PORTE (left-links-gauche) ORT_1H V	1	1600	1930
	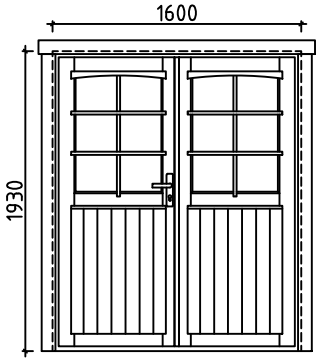	1 1 1 2		
	WINDOW-FENSTER-FENÉTRE (left-links-gauche) ORT_1H V	1	920	920
	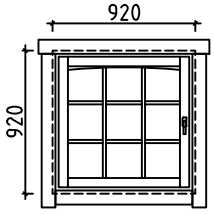	1 1 1		

House Anglet 70 ISO	Material	File Anglet 70 ISO.dwg	Sheet 10

#001	1,2	4440	2
#002		4440	1
#003	2	4440	15
#004	2	4440	1
#005	1	4440	1
#006	A	3740	1
#007	B	3740	1
#008	A,B	3590	2
#009	1,2	3514	2
#010	A,B	3440	28
#011	1,2	2343	2
#012	1	2140	1
#013	1	2140	7
#014	1,2	1171	2
#015	1	690	21
#016	1	690	1
#017	1	520	7