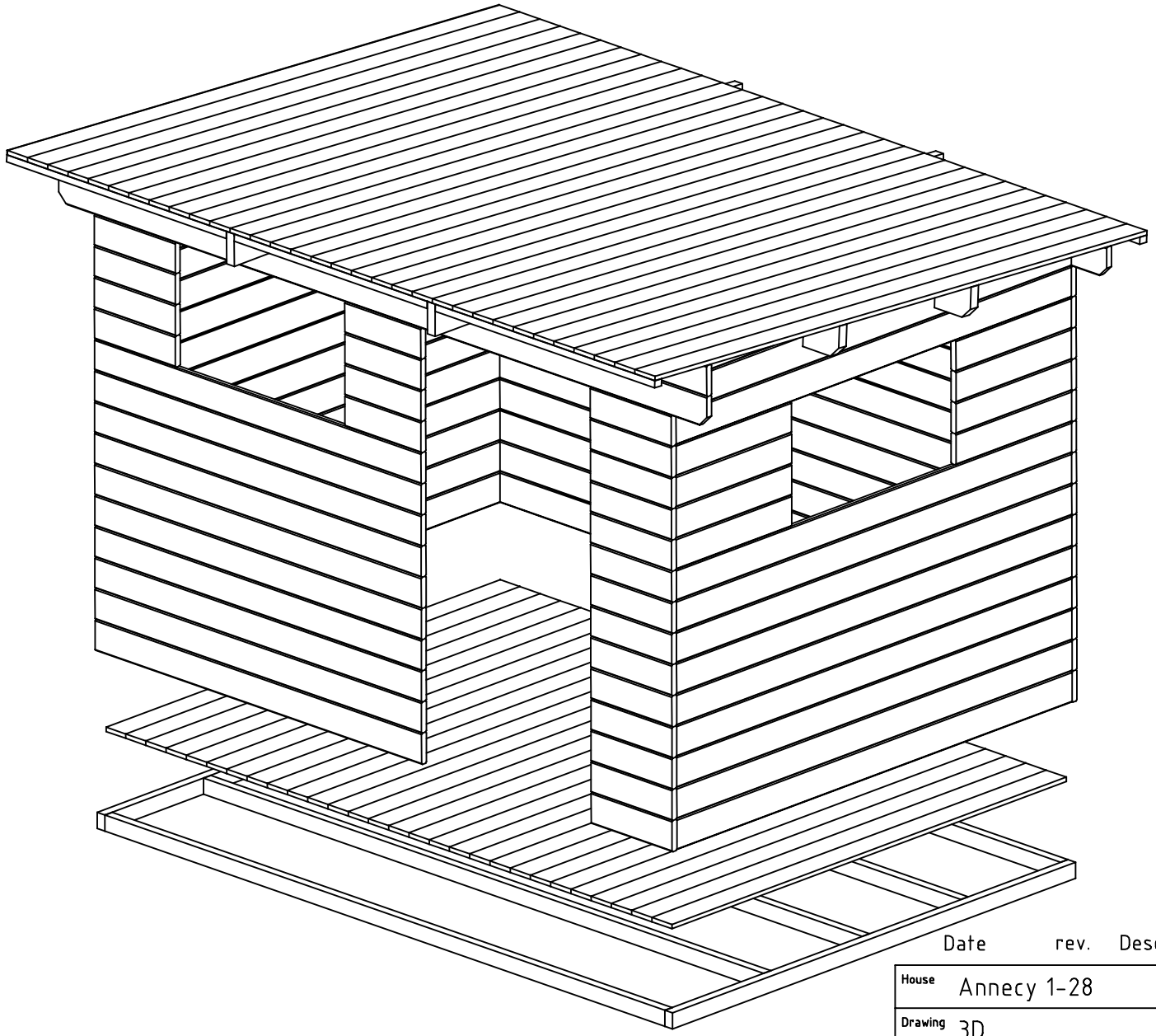

Date	rev.	Description

House	Annecy 1-28	Sheet	1
Drawing	3D	Scale	
Material	28x135	Date	03.07.2020
Drawer	RP	File	Annecy 1-28 3D.dwg

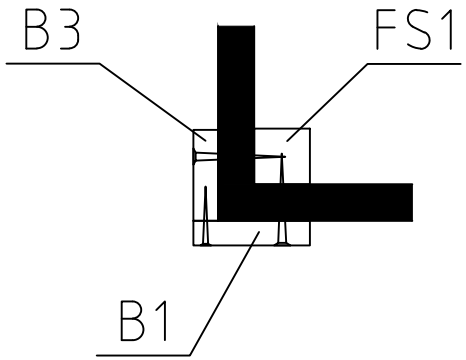

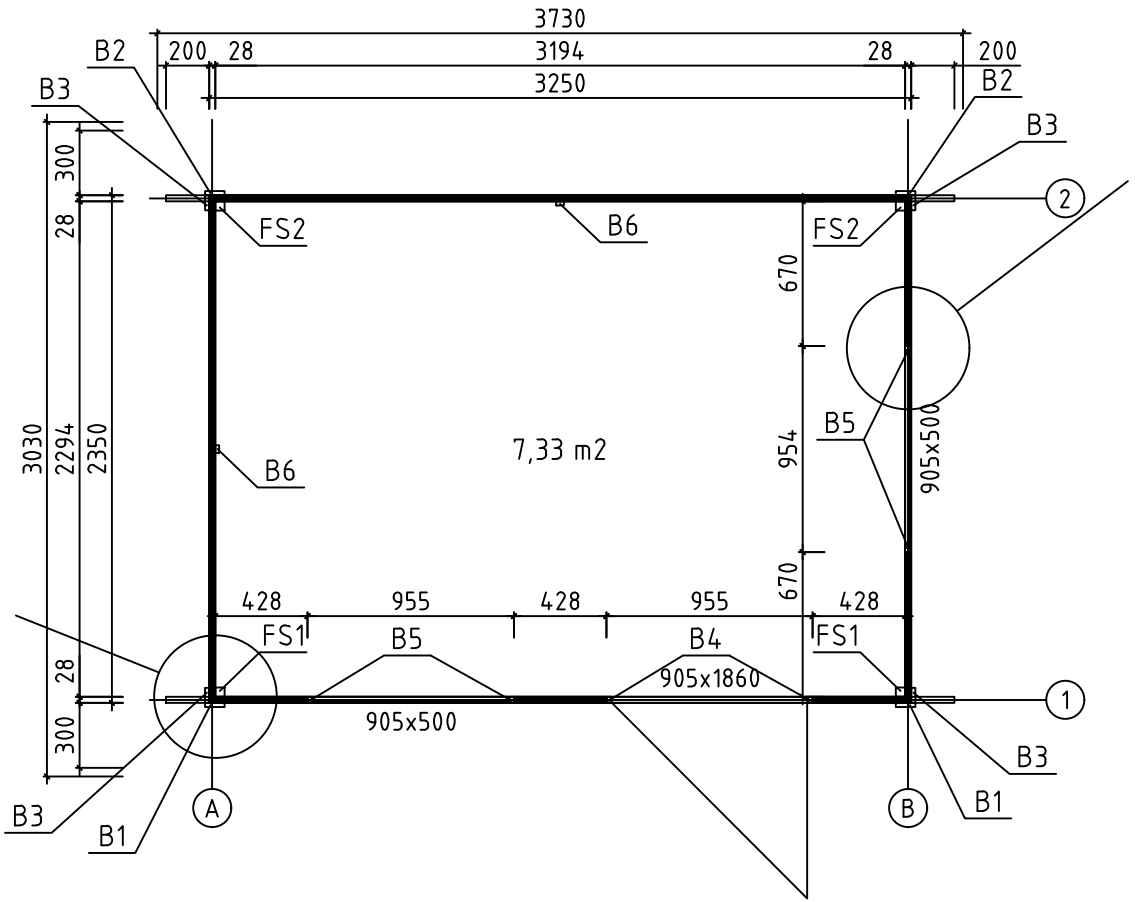

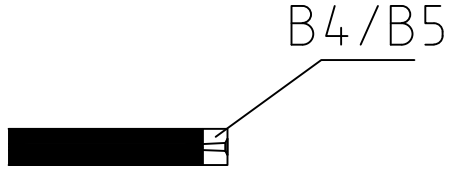

House	Annecy 1-28	Sheet	2
Drawing	PLAN DE MASSE	Scale	1:35
Material	28x135	Date	03.07.2020
Drawer	RP	File	Annecy 1-28.dwg

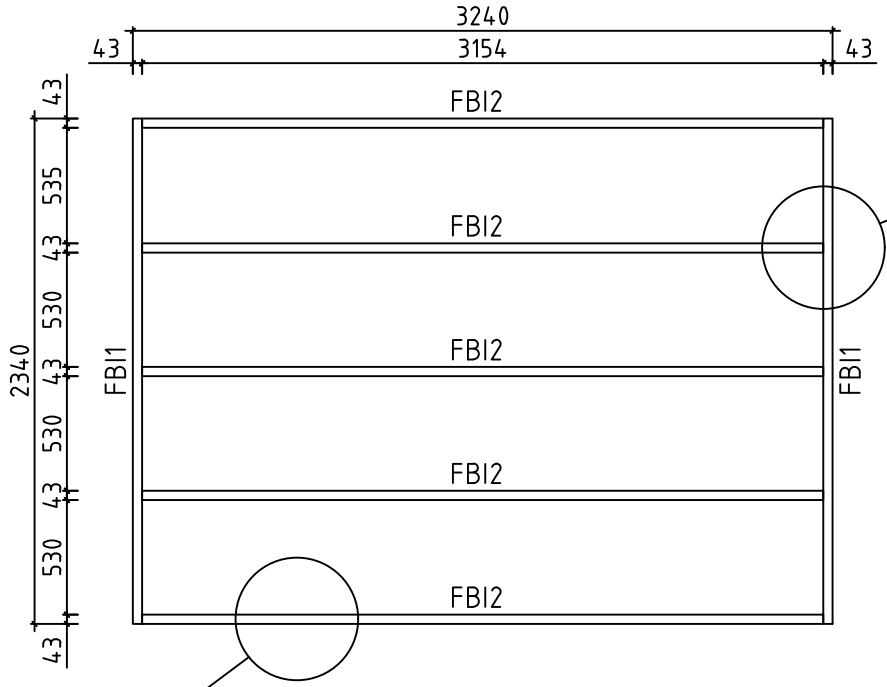

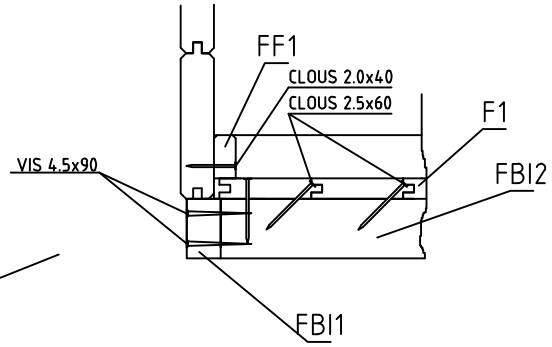

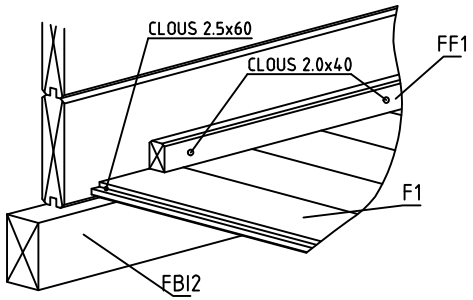

House	Annecy 1-28	Sheet	3
Drawing	FONDATION	Scale	1:35
Material	43x70	Date	03.07.2020
Drawer	RP	File	Annecy 1-28.dwg

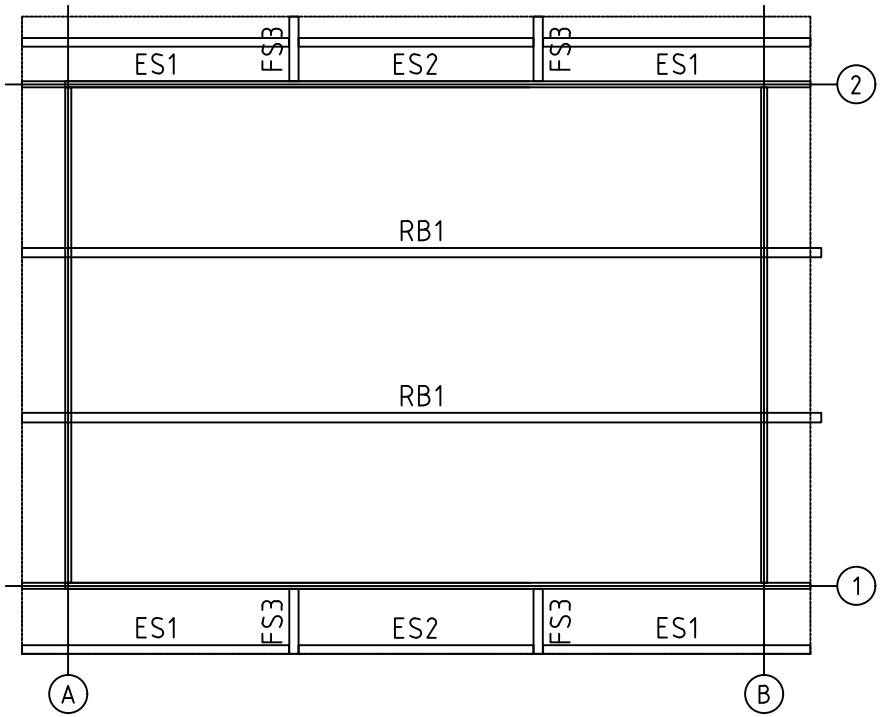

House	Annecy 1-28	Sheet	4
Drawing	SOLIVES DE PLAFOND	Scale	1:35
Material	43x140, 40x30	Date	03.07.2020
Drawer	RP	File	Annecy 1-28.dwg

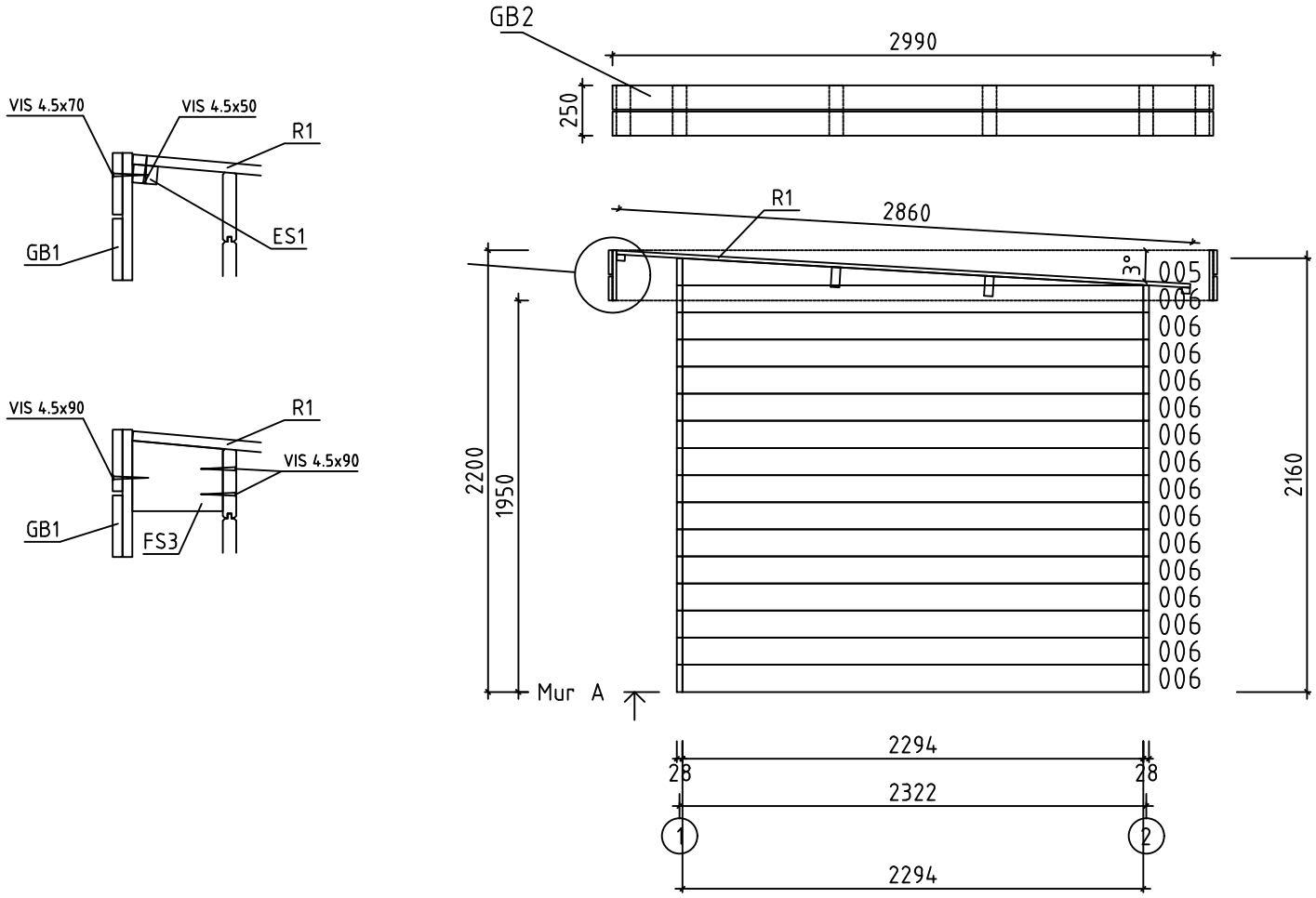

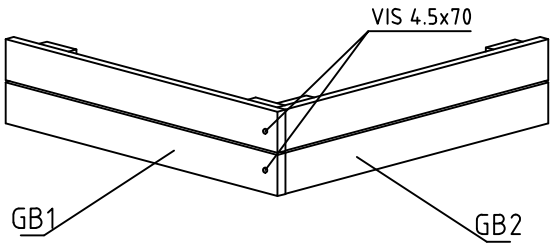

House	Annecy 1-28	Sheet	5
Drawing	MUR A	Scale	1:35
Material	28x135	Date	03.07.2020
Drawer	RP	File	Annecy 1-28.dwg

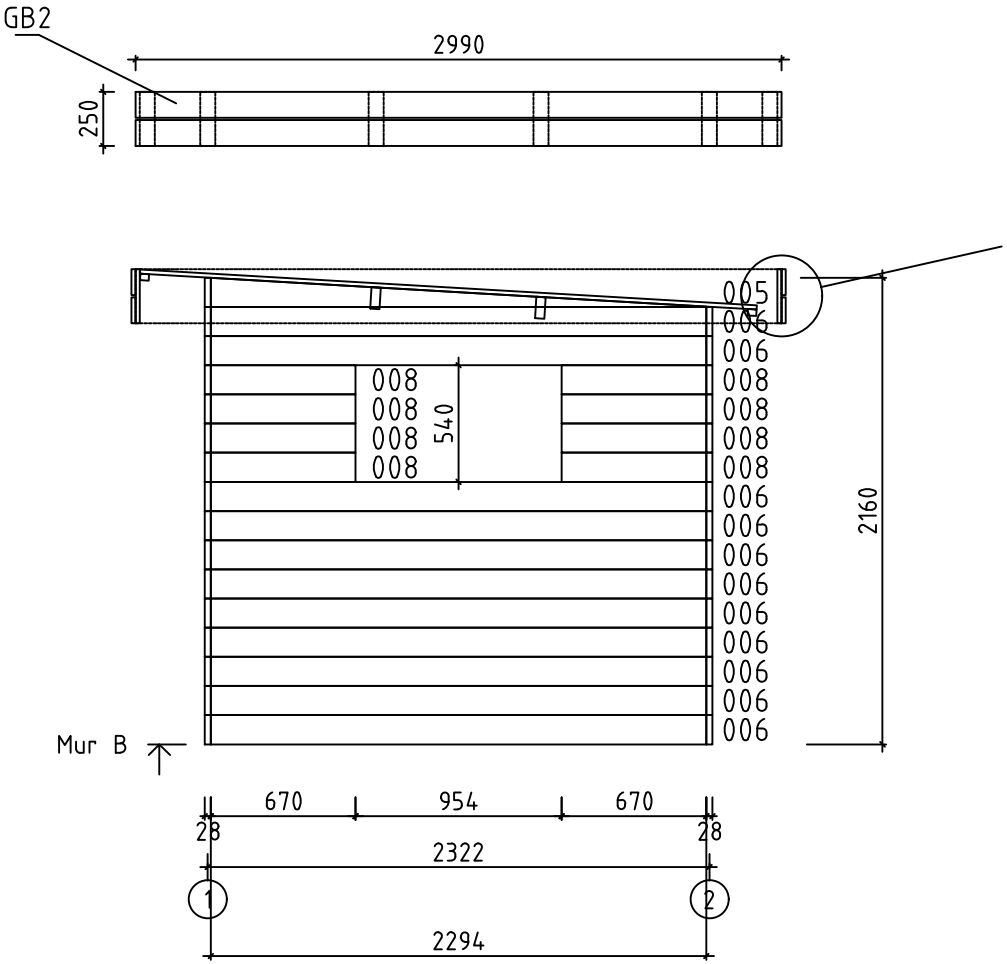

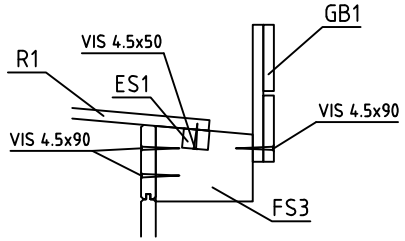

House	Annecy 1-28	Sheet	6
Drawing	MUR B	Scale	1:35
Material	28x135	Date	03.07.2020
Drawer	RP	File	Annecy 1-28.dwg

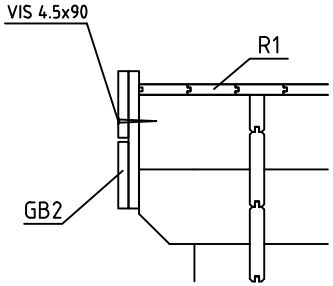

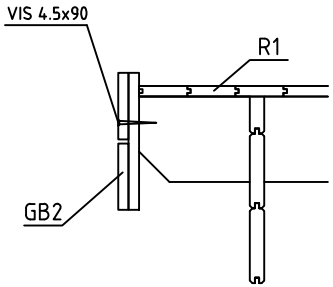

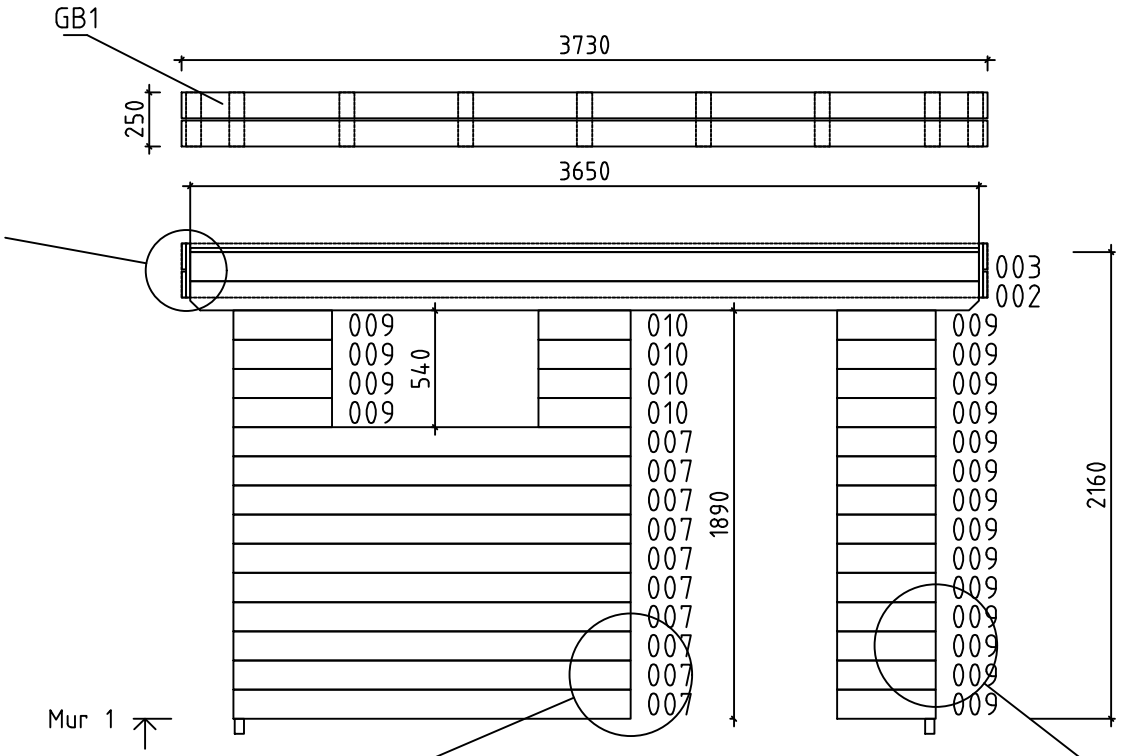

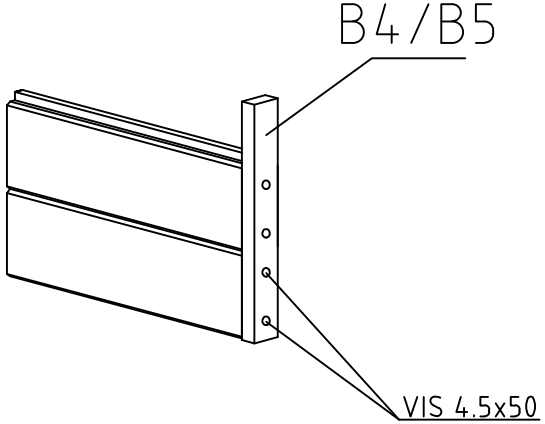

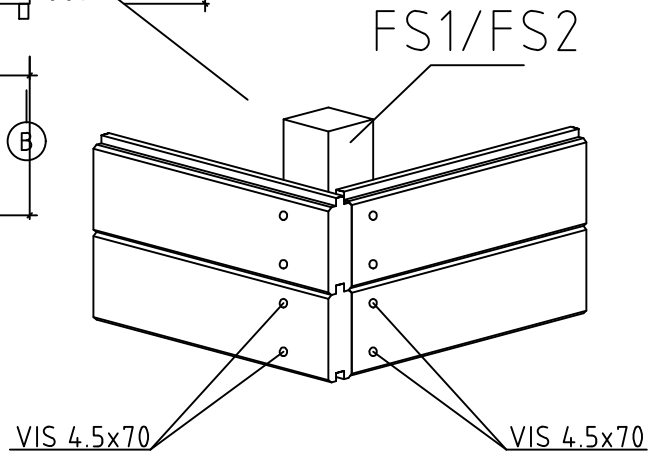

House	Annecy 1-28	Sheet	7
Drawing	MUR 1	Scale	1:35
Material	28x135	Date	03.07.2020
Drawer	RP	File	Annecy 1-28.dwg

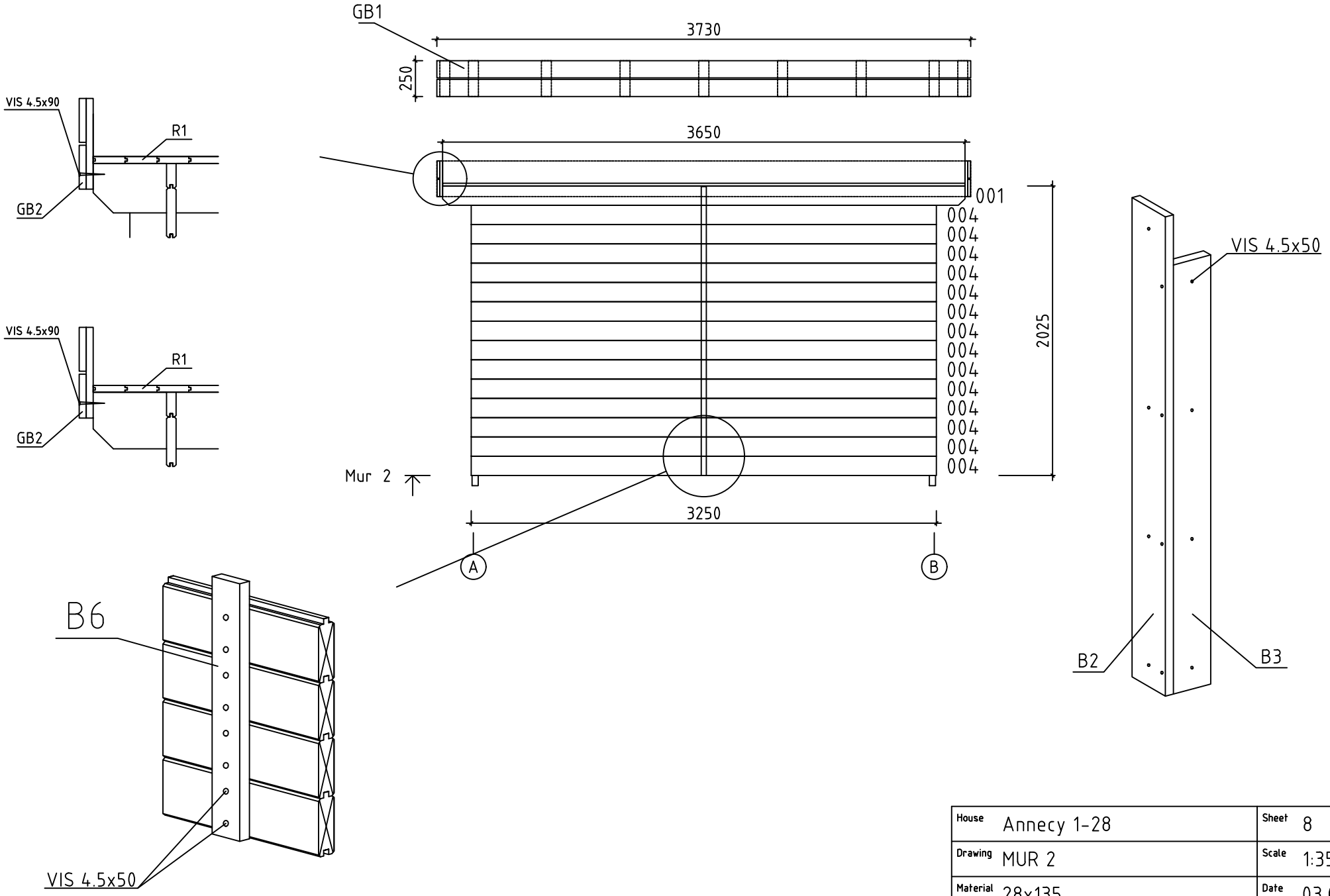

House	Annecy 1-28	Sheet	8
Drawing	MUR 2	Scale	1:35
Material	28x135	Date	03.07.2020
Drawer	RP	File	Annecy 1-28.dwg

Pos	Spécification	Unités	Profil (mm)	L (mm)
001	PM	1	28x135	3650
002		1	28x135	3650
003	PM	1	28x135	3650
004		15	28x135	3250
006		24	28x135	2294
007		10	28x135	1839
008		8	28x135	670
009		18	28x135	456
010		4	28x135	428
WA-1 WB-1	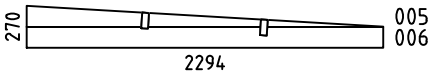	2	28x270	2294
HB	MADRIERS D´ASSEMBLAGE	2	28x135	300
FBI2	POUTRES DE FONDATION IMPRÉGNÉS IMM	5	43x70	3154
FBI1	POUTRES DE FONDATION IMPRÉGNÉS IMM	2	43x70	2340
FS3	SUPPORTS EXTENSION TOITURE	4	43x140	300
FS1	POTEAUX POUR PREAU	2	43x43	2150
FS2	POTEAUX POUR PREAU	2	43x43	2020
B4	MONTANT DE FINITION DES OUVERTURES PORTES	2	28x19	1860
B5	MONTANT DE FINITION DES OUVERTURES FENÉTRES	4	28x19	500
RB1	SOLIVES DE PLAFOND 200 3194 200	2	43x140	3650
F1	PLANCHER ou	28+1 37+1	114x19 88x19	2290
R1	VOLIGES ou	33+1 43+1	114x19 88x19	2860
FF1	BAGUETTE DE FINITION DE PLANCHER		19x35	11 m
ES1	BAGUETTES POUR FIXER LES LATTES SOUS VOLIGES	4	30x40	1237
ES2	BAGUETTES POUR FIXER LES LATTES SOUS VOLIGES	2	30x40	1087

House Annecy 1-28	Material	File Annecy 1-28.dwg	Sheet 9

Pos	Spécification	Unités	Profil (mm)	L (mm)
GB1	ASSEMBLAGE REQUIS 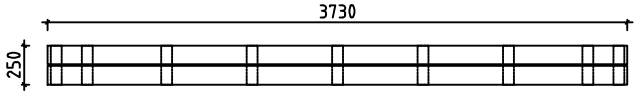	2	38x250	3730
GB2	ASSEMBLAGE REQUIS 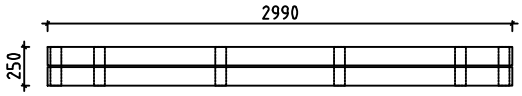	2	38x250	2990
B1	PROFILS DE FINITION ANGLES A L´EXTERIEUR	2	90x19	2160
B2	PROFILS DE FINITION ANGLES A L´EXTERIEUR	2	90x19	2025
B3	PROFILS DE FINITION ANGLES A L´EXTERIEUR	4	90x19	1890
B6	POTEAUX POUR MADRIERS	2	35x19	2020
	CLOUS POUR FF1	25	⌀2.0	40
	CLOUS POUR F1, R1	370	⌀2.5	60
	CLOUS POUR LE REVÉTEMENT DE TOIT	180	⌀2.5	20
	VIS POUR GB1, GB2	120	⌀3.5	35
	VIS POUR ES1, ES2, B1, B2, B3, B4, B5, B6	220	⌀4.5	50
	VIS POUR GB1, GB2 001 - 010	250	⌀4.5	70
	VIS POUR GB1, GB2, FS3 FBI1, FBI2	40	⌀4.5	90
	VIS POUR 1x 004, 2x 006, 1x 007, 1x 009 WA-1, WB-1, RB1	30	⌀6.0	160
	REVÉTEMENT DE TOIT R = 15m	1,0		
	PORTE (droit) AST_PL P 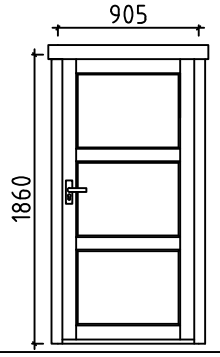 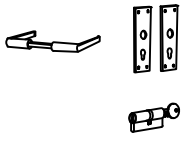	1 1 1	905	1860
	FENÉTRE (droit) AST_KP_PL P 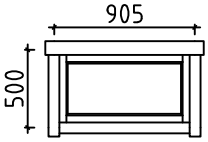 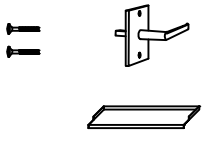	2 2 2	905	500

House Annecy 1-28	Material	File Annecy 1-28.dwg	Sheet 10

Pos	Instructions de Montage	Unités	Profil (mm)	L (mm)
L1	PLANCHE	4	19x120	3730
L2	PLANCHE	4	19x120	2990
L3	PLANCHE	30	19x70	250
GB1		2	38x250	3730

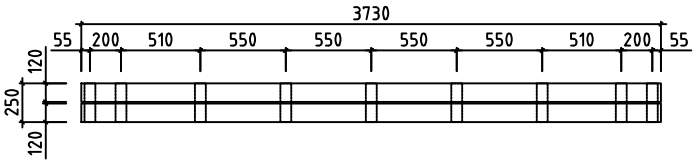

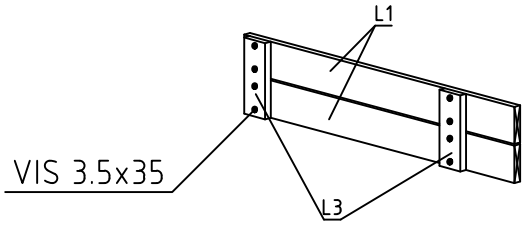

GB2		2	38x250	2990

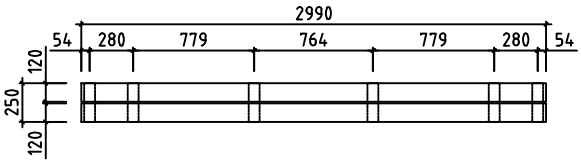

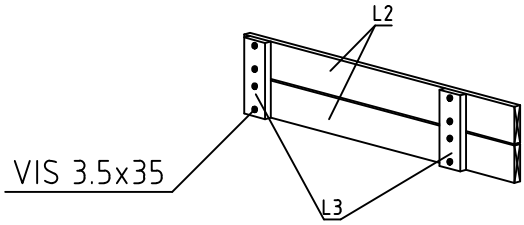

House Annecy 1-28	Material	File Annecy 1-28.dwg	Sheet 11

#001	2	3650	1
#002	1	3650	1
#003	1	3650	1
#004	2	3250	15
#005	A,B	2294	2
#006	A,B	2294	26
#007	1	1839	10
#008	B	670	8
#009	1	456	18
#010	1	428	4