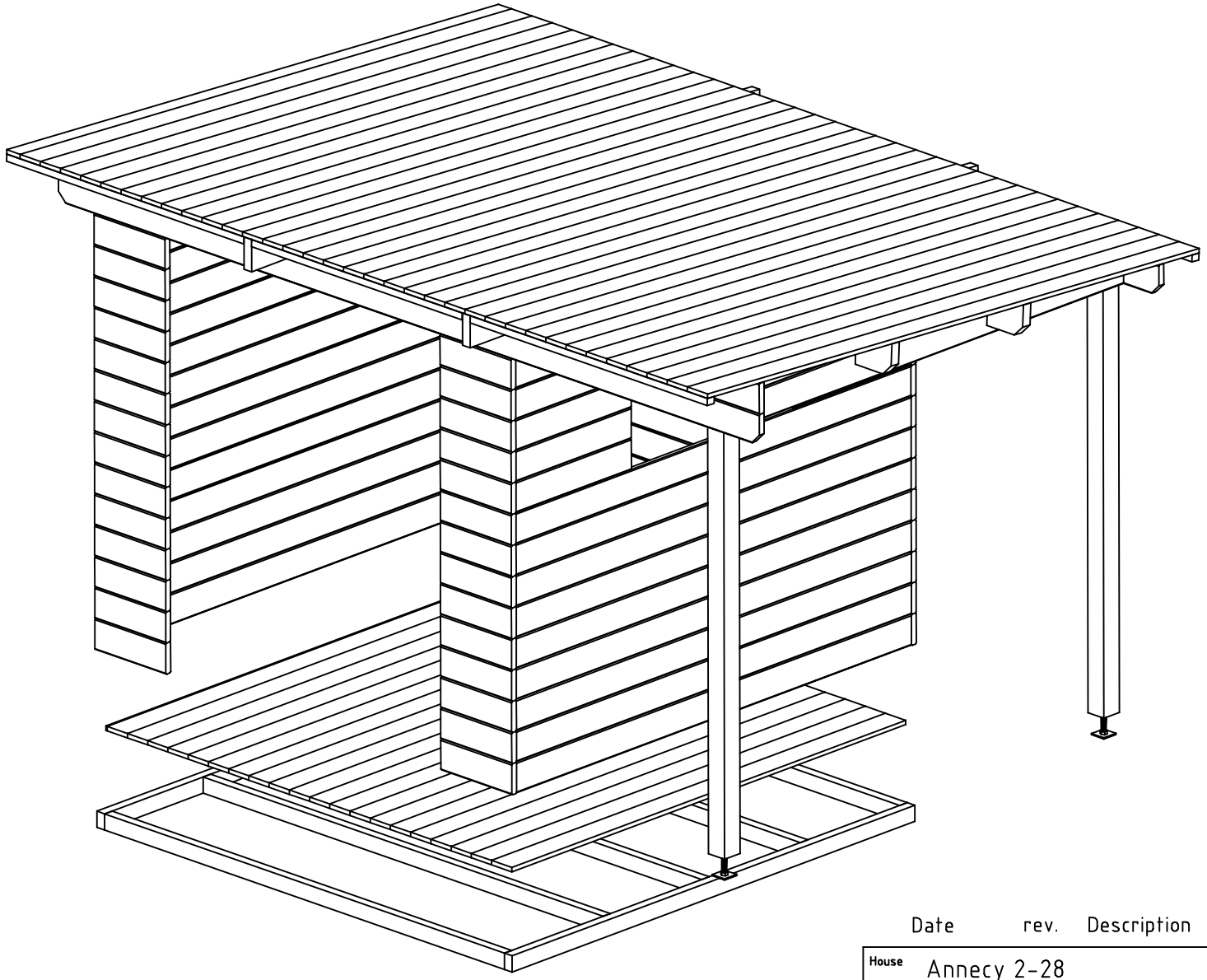

Date rev. Description

House	Annecy 2-28	Sheet	1
Drawing	3D	Scale	
Material	28x135	Date	03.07.2020
Drawer	RP	File	Annecy 2-28 3D.dwg

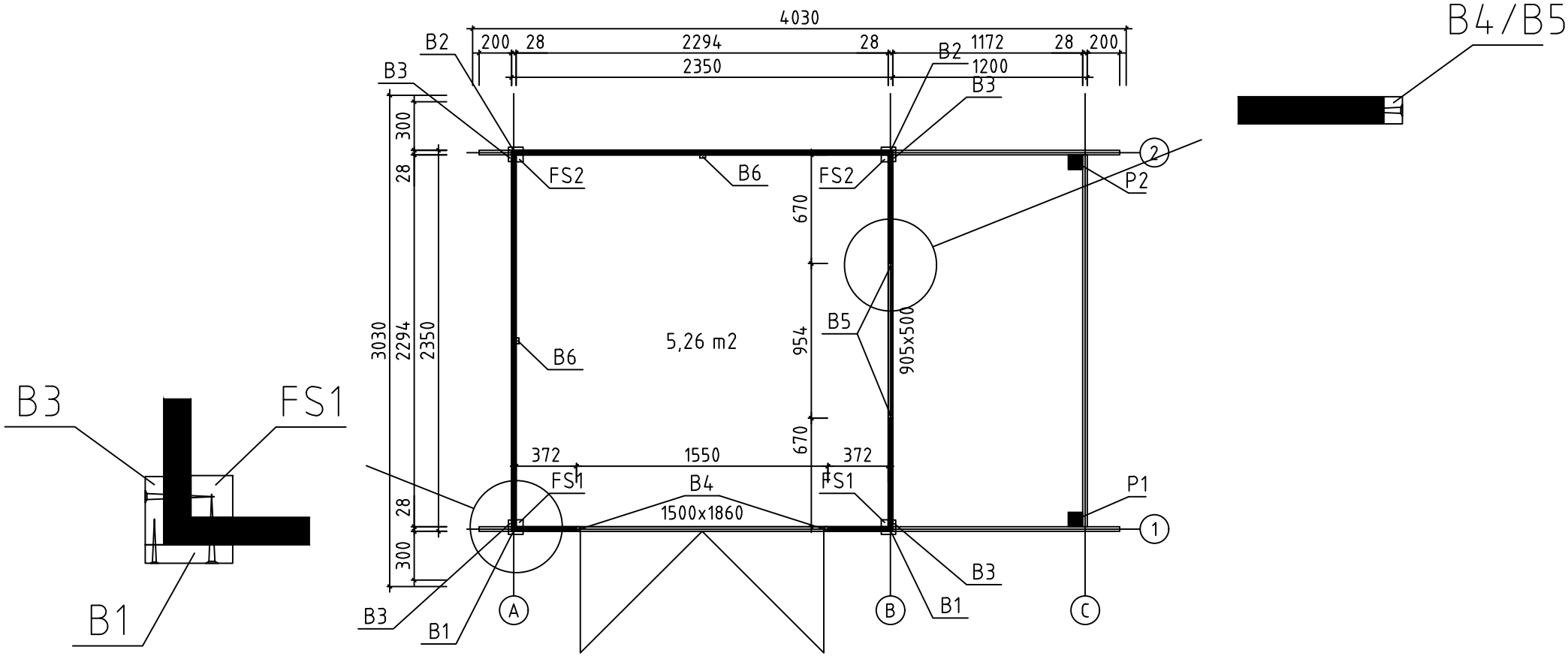

House	Annecy 2-28	Sheet	2
Drawing	PLAN DE MASSE	Scale	1:35
Material	28x135	Date	03.07.2020
Drawer	RP	File	Annecy 2-28.dwg

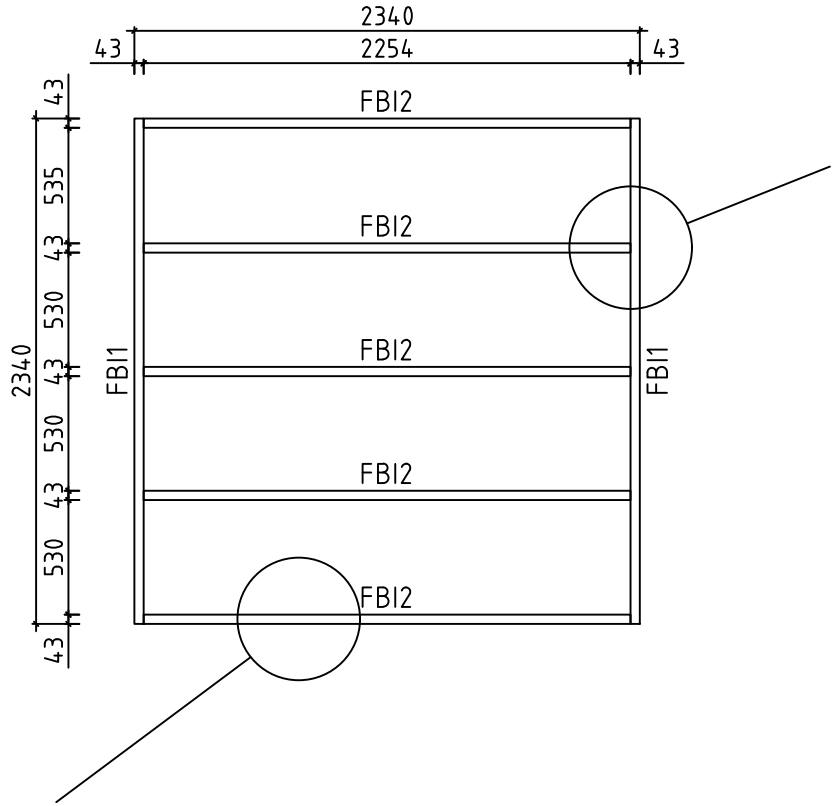

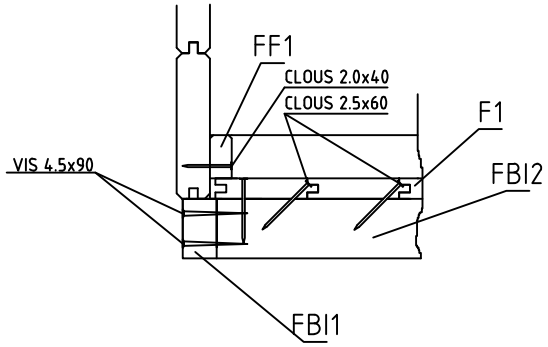

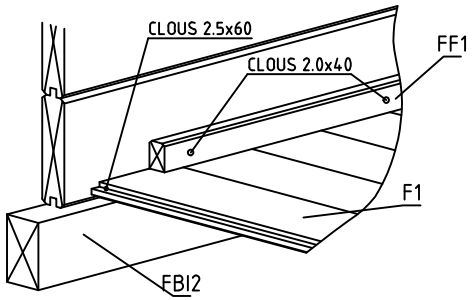

House	Annecy 2-28	Sheet	3
Drawing	FONDATION	Scale	1:35
Material	43x70	Date	03.07.2020
Drawer	RP	File	Annecy 2-28.dwg

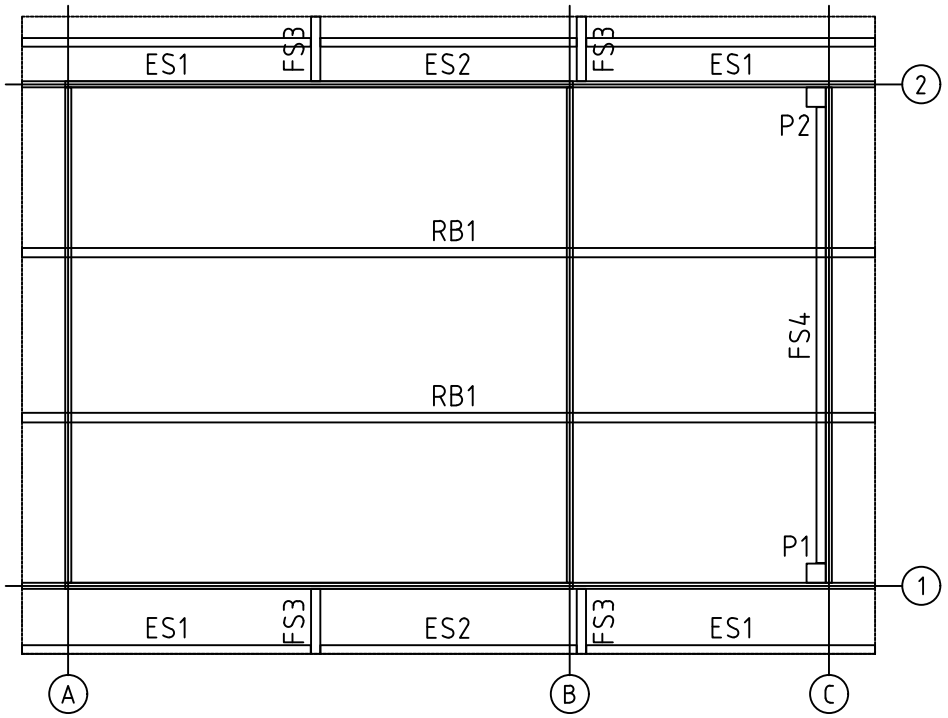

House	Annecy 2-28	Sheet	4
Drawing	SOLIVES DE PLAFOND	Scale	1:35
Material	43x140, 40x30, 43x43	Date	03.07.2020
Drawer	RP	File	Annecy 2-28.dwg

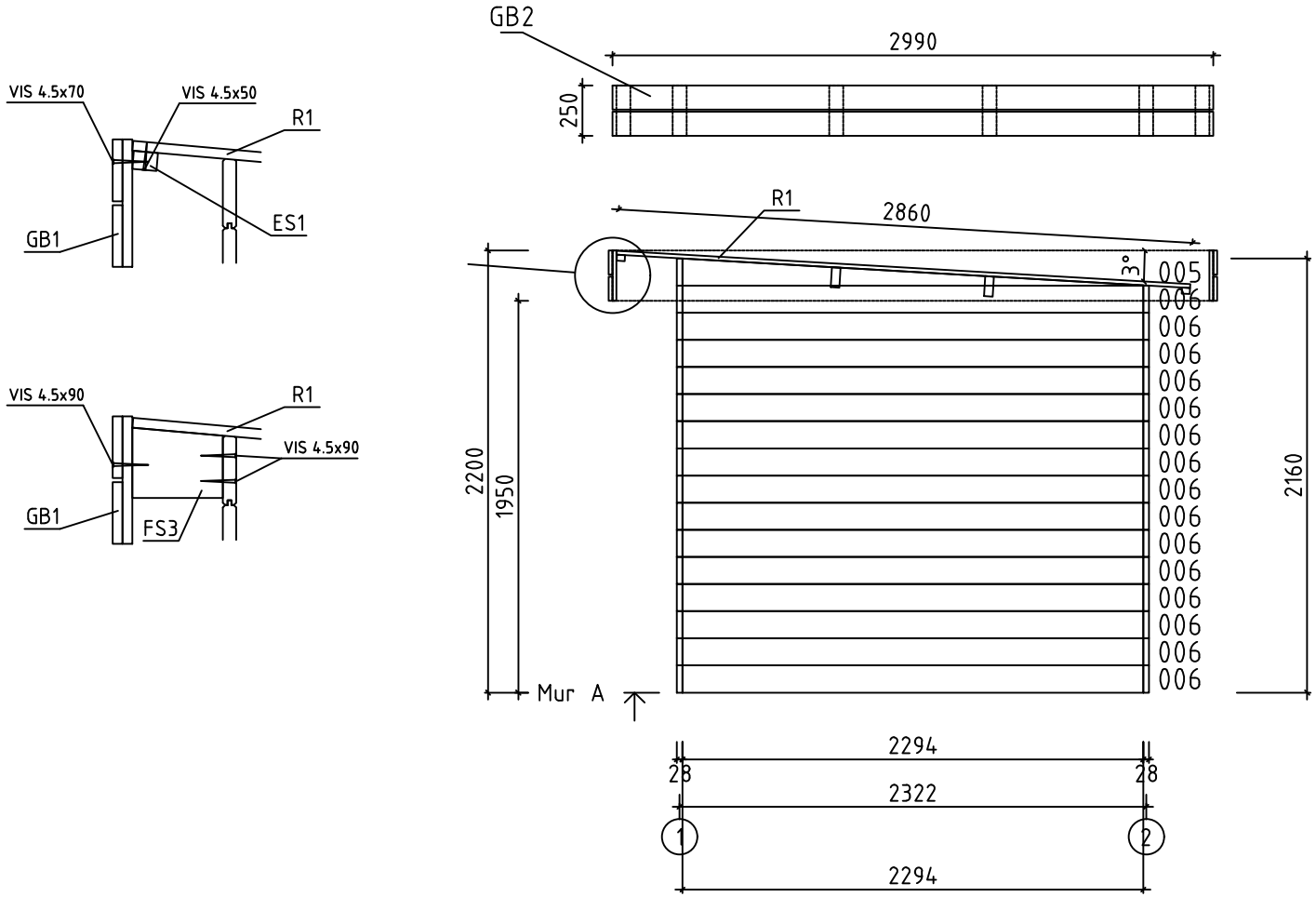

House	Annecy 2-28	Sheet	5
Drawing	MUR A	Scale	1:35
Material	28x135	Date	03.07.2020
Drawer	RP	File	Annecy 2-28.dwg

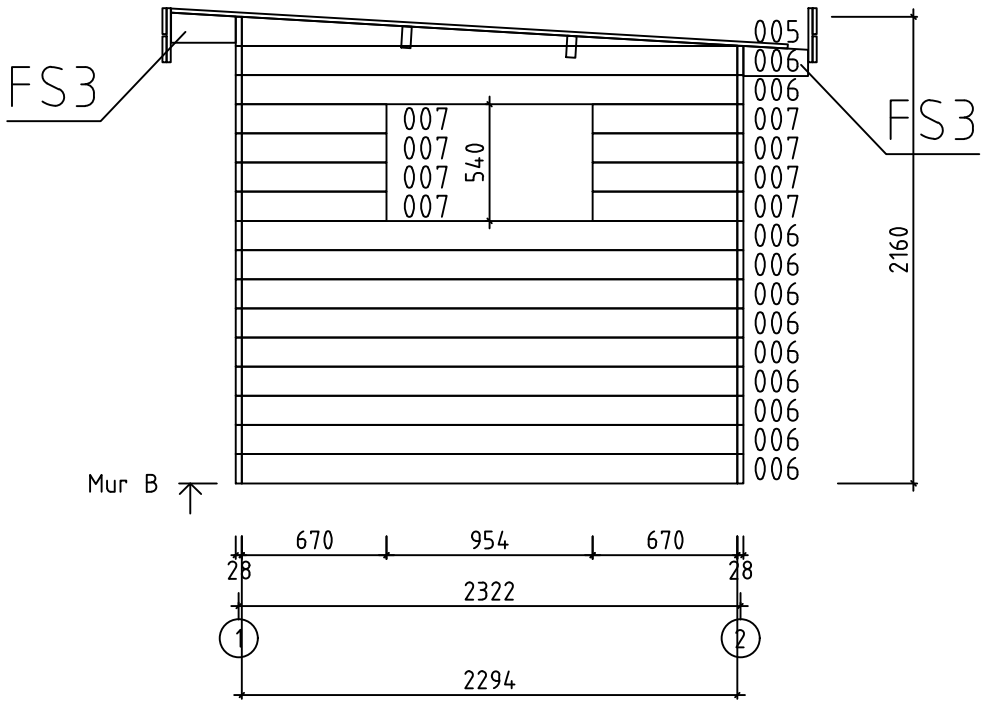

House	Annecy 2-28	Sheet	6
Drawing	MUR B	Scale	1:35
Material	28x135	Date	03.07.2020
Drawer	RP	File	Annecy 2-28.dwg

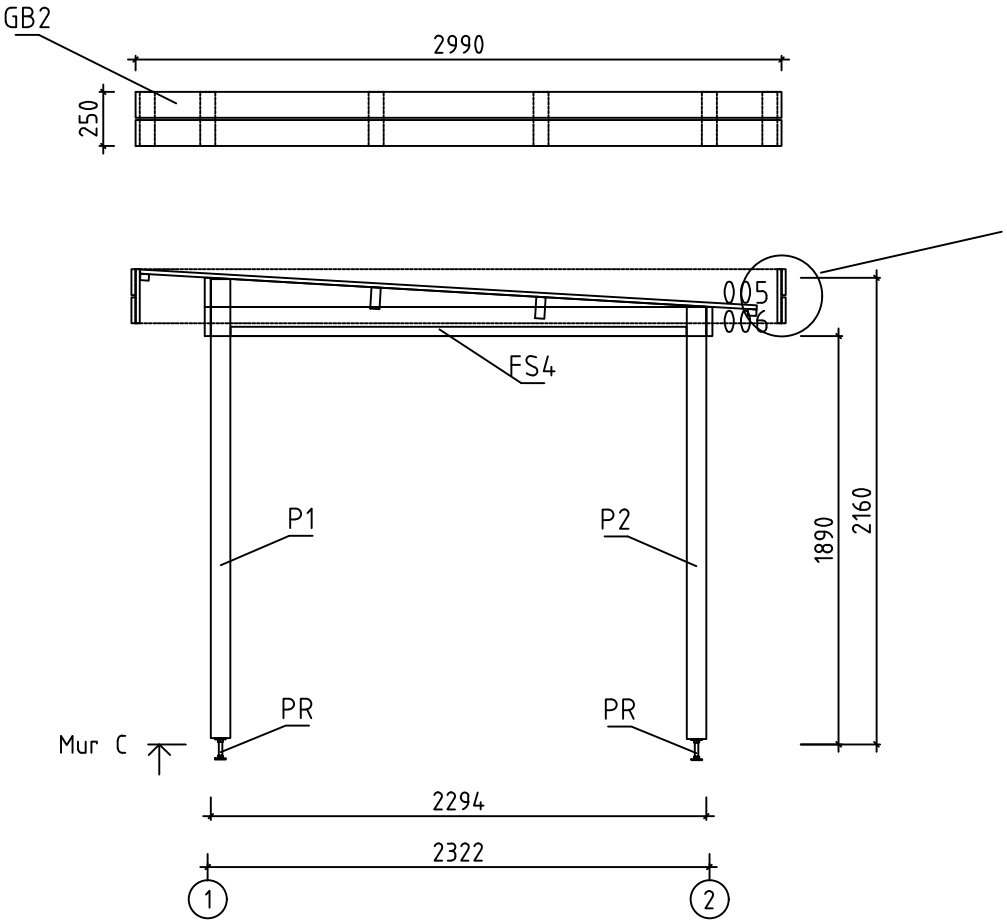

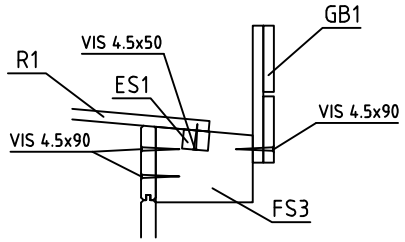

House	Annecy 2-28	Sheet	7
Drawing	MUR C	Scale	1:35
Material	28x135	Date	03.07.2020
Drawer	RP	File	Annecy 2-28.dwg

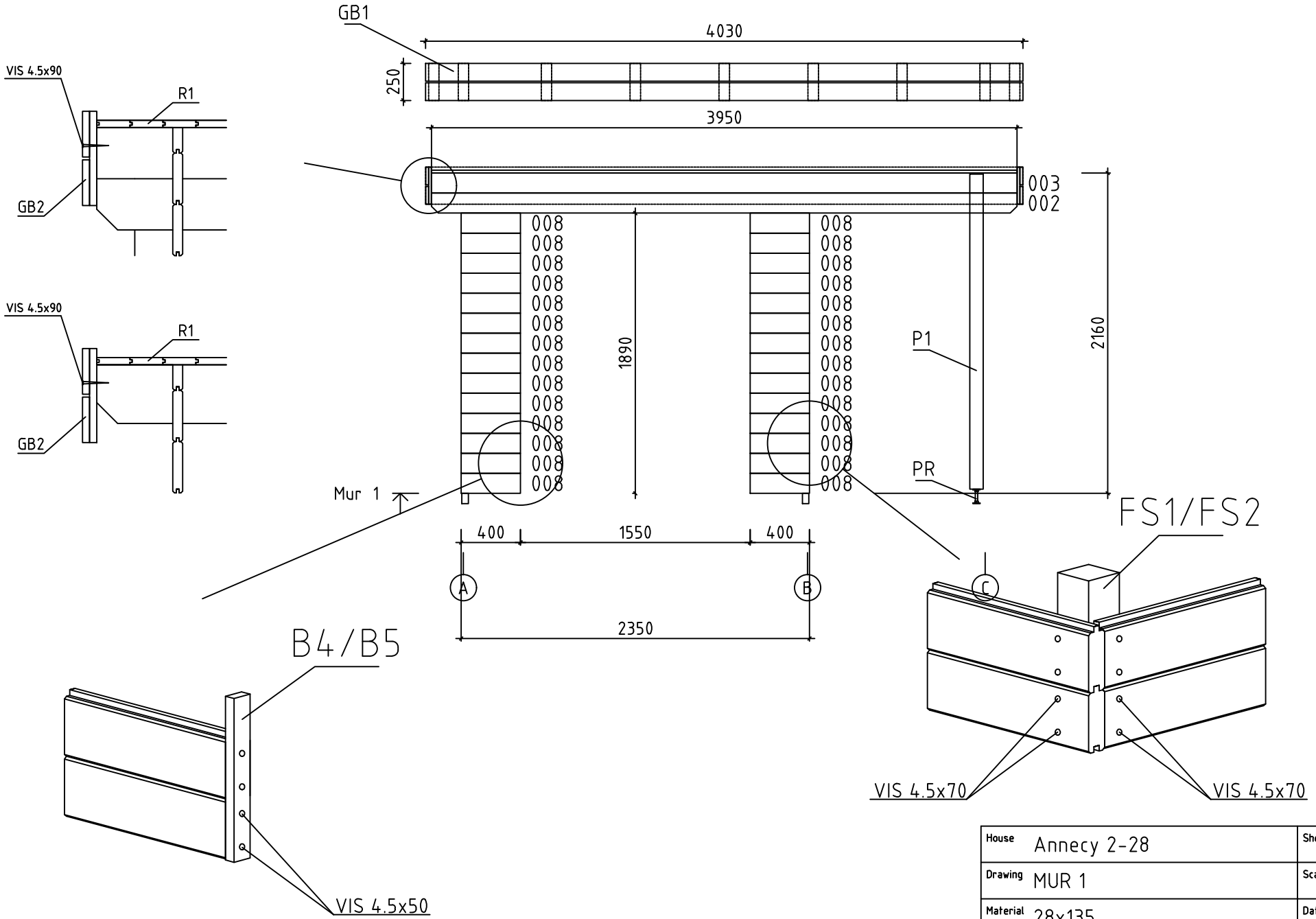

House	Annecy 2-28	Sheet	8
Drawing	MUR 1	Scale	1:35
Material	28x135	Date	03.07.2020
Drawer	RP	File	Annecy 2-28.dwg

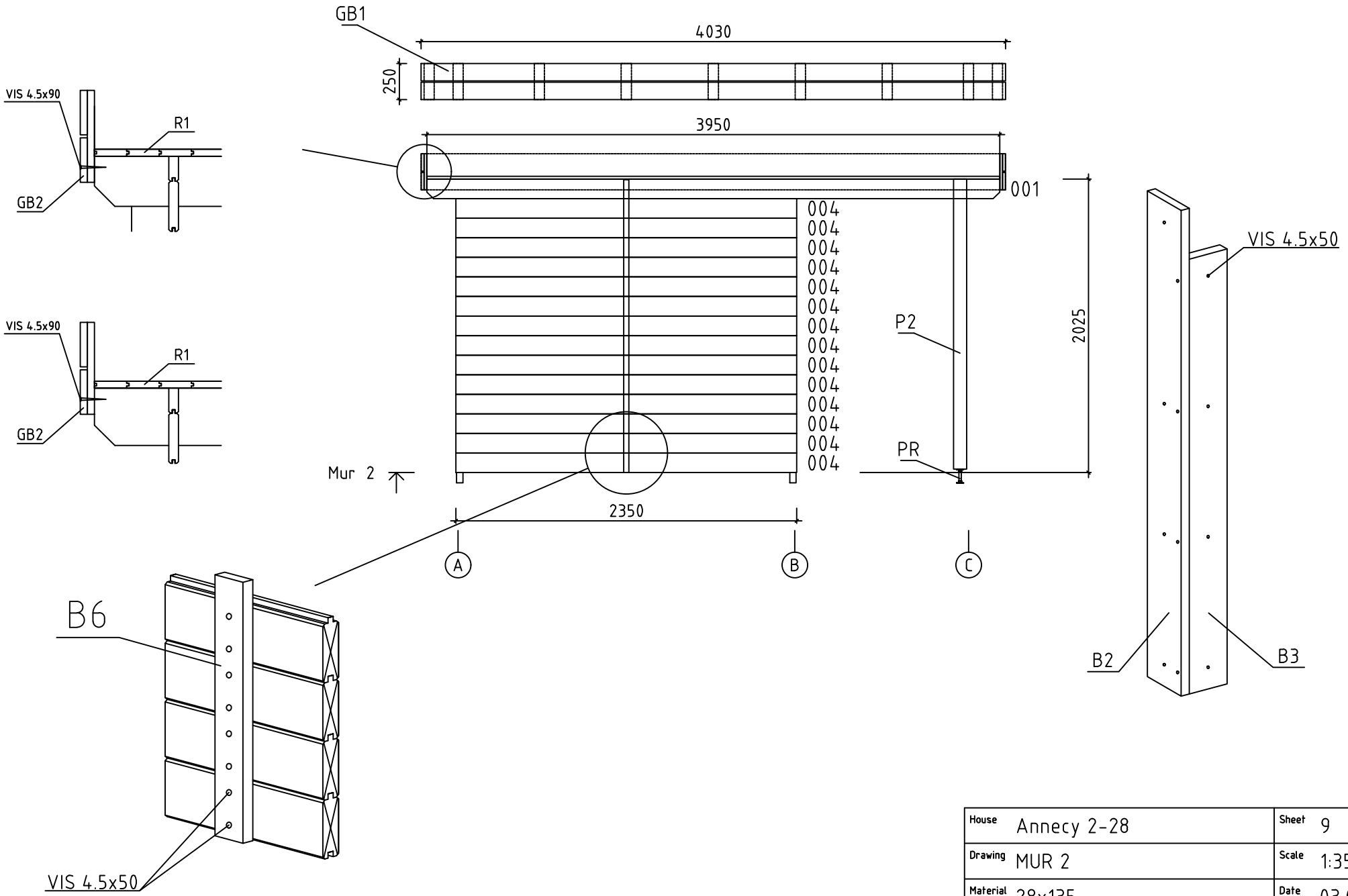

House	Annecy 2-28	Sheet	9
Drawing	MUR 2	Scale	1:35
Material	28x135	Date	03.07.2020
Drawer	RP	File	Annecy 2-28.dwg

Pos	Spécification	Unités	Profil (mm)	L (mm)
001		1	28x135	3950
002		1	28x135	3950
003		1	28x135	3950
004		15	28x135	2350
006		24	28x135	2294
007		8	28x135	670
008		28	28x135	400
WA-1 WB-1 WC-1	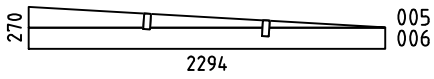	3	28x270	2294
HB	MADRIERS D´ASSEMBLAGE	2	28x135	300
FBI1	POUTRES DE FONDATION IMPRÉGNÉS IMM	2	43x70	2340
FBI2	POUTRES DE FONDATION IMPRÉGNÉS IMM	5	43x70	2254
FS3	SUPPORTS EXTENSION TOITURE	4	43x140	300
FS1	POTEAUX POUR PREAU	2	43x43	2150
FS4	POTEAUX POUR PREAU	1	43x43	2110
FS2	POTEAUX POUR PREAU	2	43x43	2020
P1	POST	1	90x90	2125
P2	POST	1	90x90	2000
B4	MONTANT DE FINITION DES OUVERTURES PORTES	2	28x19	1860
B5	MONTANT DE FINITION DES OUVERTURES FENÉTRES	2	28x19	500
RB1	SOLIVES DE PLAFOND 200 2294 1172 200	2	43x140	3950
F1	PLANCHER ou	21+1 28+1	114x19 88x19	2290
R1	VOLIGES ou	35+1 46+1	114x19 88x19	2860
FF1	BAGUETTE DE FINITION DE PLANCHER		19x35	10 m
ES1	BAGUETTES POUR FIXER LES LATTES SOUS VOLIGES	4	30x40	1337

House Annecy 2-28	Material	File Annecy 2-28.dwg	Sheet 10

Pos	Spécification	Unités	Profil (mm)	L (mm)
ES2	BAGUETTES POUR FIXER LES LATTES SOUS VOLIGES	2	30x40	1187
GB1	ASSEMBLAGE REQUIS 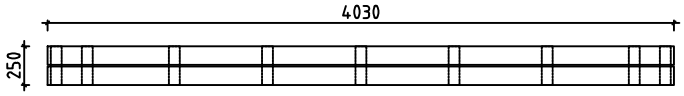	2	38x250	4030
GB2	ASSEMBLAGE REQUIS 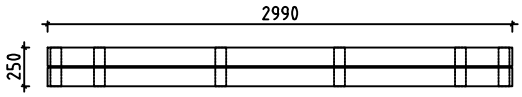	2	38x250	2990
B1	PROFILS DE FINITION ANGLES A L´EXTERIEUR	2	90x19	2160
B2	PROFILS DE FINITION ANGLES A L´EXTERIEUR	2	90x19	2025
B3	PROFILS DE FINITION ANGLES A L´EXTERIEUR	4	90x19	1890
B6	POTEAUX POUR MADRIERS	2	35x19	2020
PR1	POST RÉGULATEUR	2		
	CLOUS POUR FF1	25	ϕ2.0	40
	CLOUS POUR F1, R1	340	ϕ2.5	60
	CLOUS POUR LE REVÉTEMENT DE TOIT	200	ϕ2.5	20
	VIS POUR GB1, GB2	120	ϕ3.5	35
	VIS POUR ES1, ES2, B1, B2, B3, B4, B5, B6	200	ϕ4.5	50
	VIS POUR GB1, GB2, FS4 001 – 008	280	ϕ4.5	70
	VIS POUR GB1, GB2, FS3, P1, P2 FBI1, FBI2	50	ϕ4.5	90
	VIS POUR 1x 004, 2x 006, 2x 008 WA-1, WB-1, WC-1, RB1	30	ϕ6.0	160
	REVÉTEMENT DE TOIT R = 15m	1,5		
	POIGNÉE DE FENÊTRE (EN KIT)	1		
	REJET D´EAU POUR FENÉTRE	1		
	POIGNÉE DE PORTE (EN KIT)	1		
	SERRURE DE PORTE + CLÉS	1		
	BORDURE DE PORTE	1		
	CHARNIERES PORTE	6		

House Annecy 2-28	Material	File Annecy 2-28.dwg	Sheet 11

Pos	Spécification		Unités	Profil (mm)	L (mm)
	DOUBLE PORTE (droit) AST_PL	P	1	1500	1860
	FENÉTRE (droit) AST_KP_PL	P	1	905	500

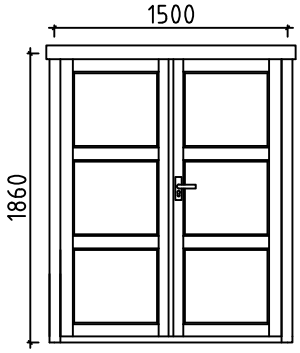

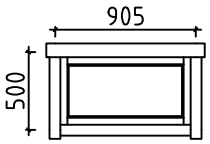

House Annecy 2-28	Material	File Annecy 2-28.dwg	Sheet 12

Pos	Instructions de Montage	Unités	Profil (mm)	L (mm)
L1	PLANCHE	4	19x120	4030
L2	PLANCHE	4	19x120	2990
L3	PLANCHE	30	19x70	250
GB1		2	38x250	4030

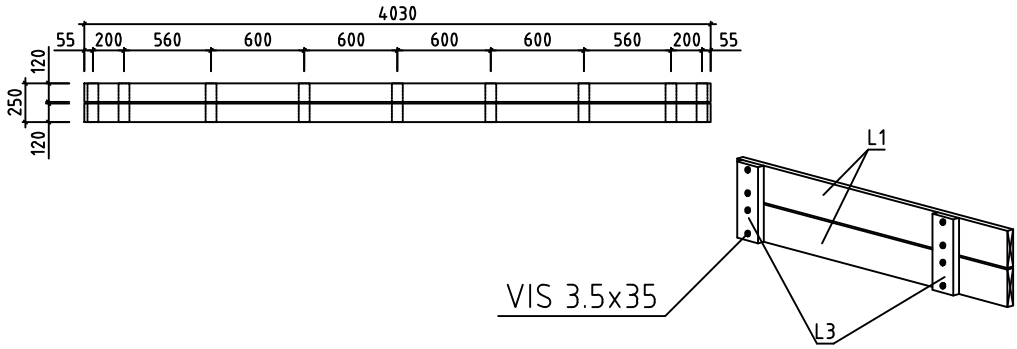

GB2		2	38x250	2990

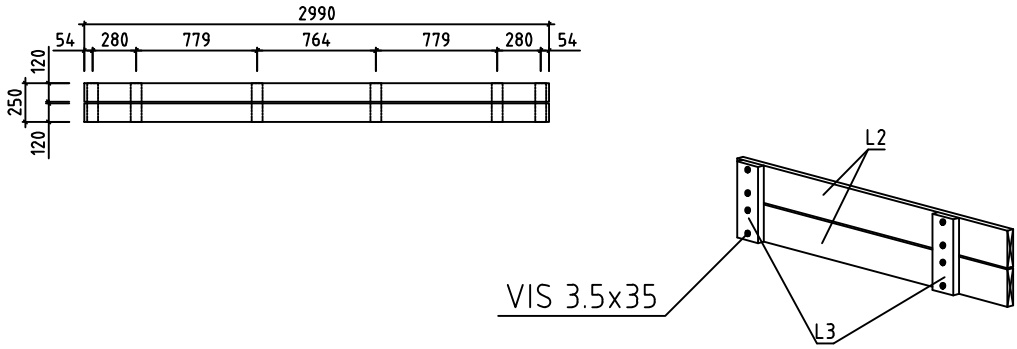

#001	2	3950	1
#002	1	3950	1
#003	1	3950	1
#004	2	2350	15
#005	A,B,C	2294	3
#006	A,B,C	2294	27
#007	B	670	8
#008	1	400	28