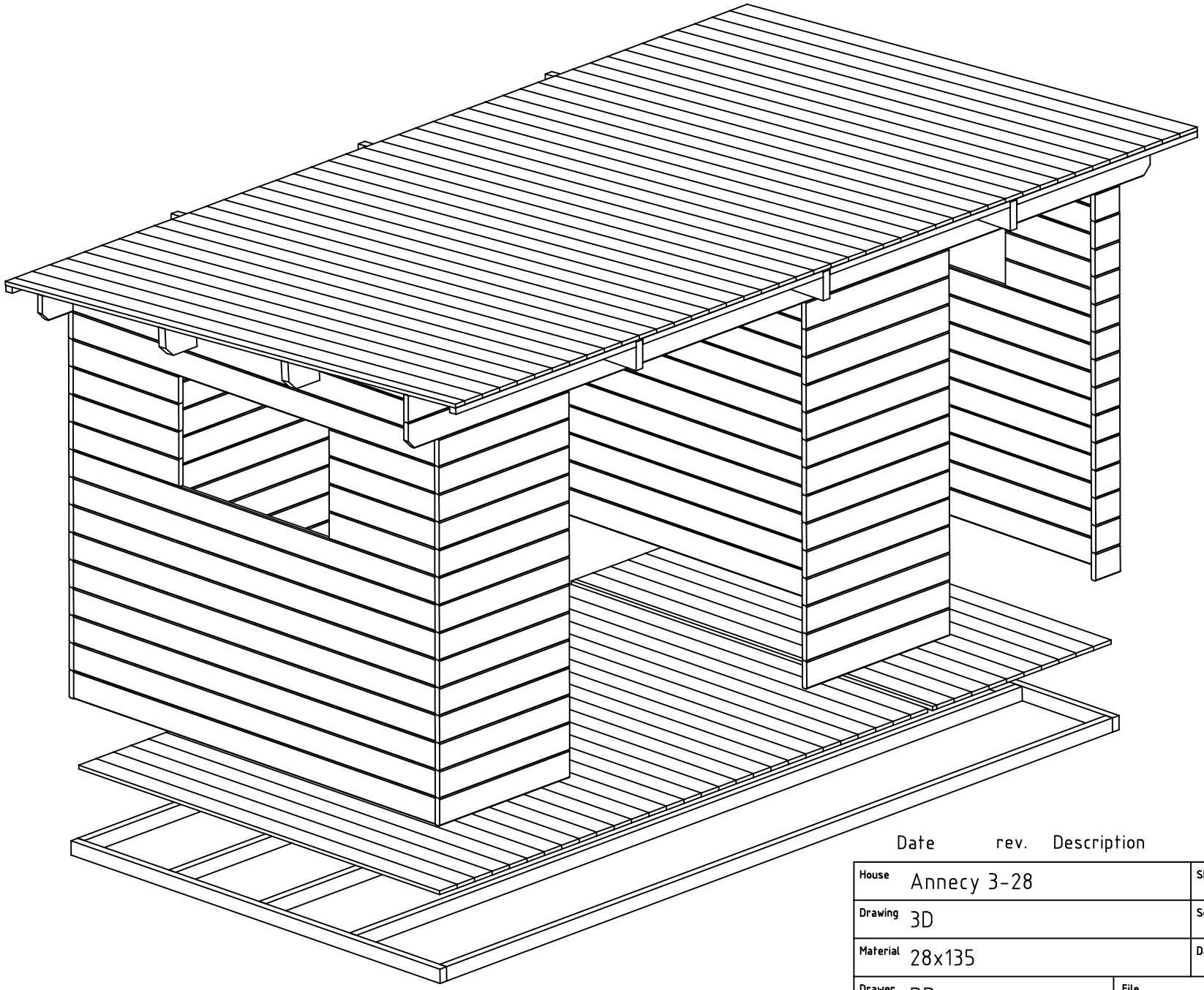

Date rev. Description

House	Annecy 3-28	Sheet	1
Drawing	3D	Scale	
Material	28x135	Date	13.07.2020
Drawer	RP	File	Annecy 3-28 3D.dwg

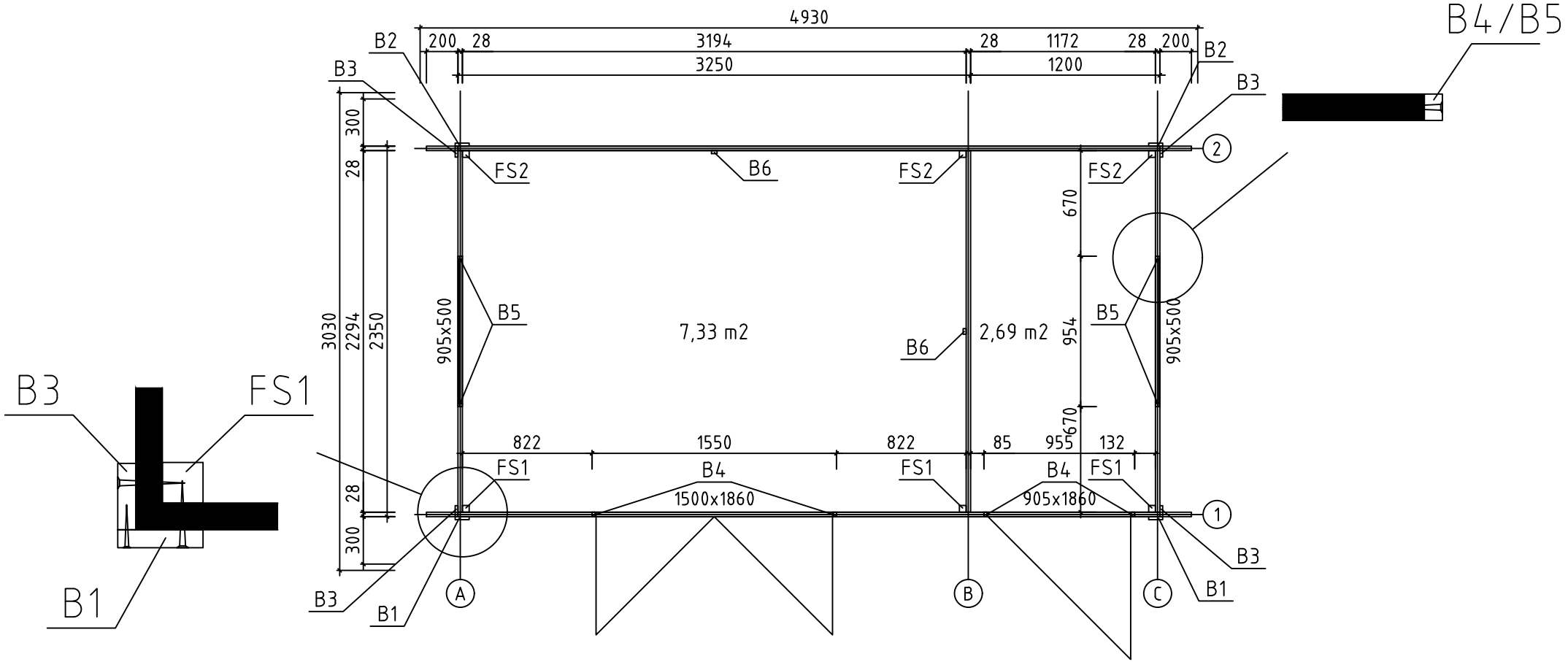

House	Annecy 3-28	Sheet	2
Drawing	PLAN DE MASSE	Scale	1:35
Material	28x135	Date	13.07.2020
Drawer	RP	File	Annecy 3-28.dwg

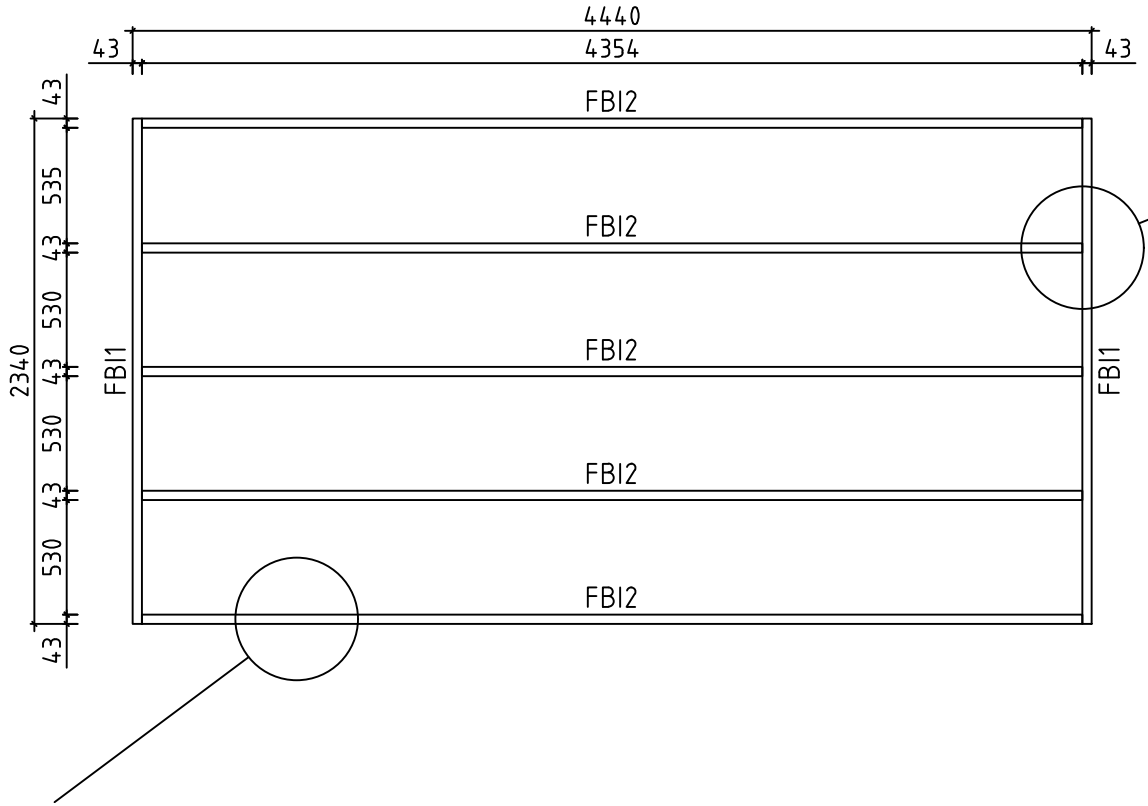

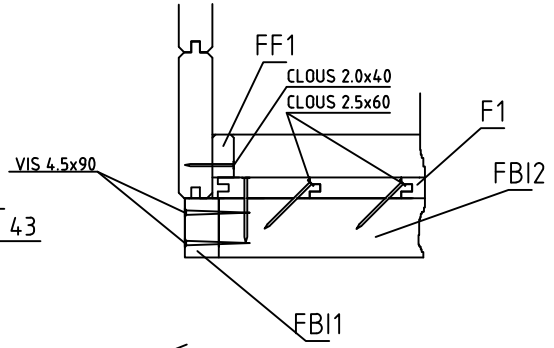

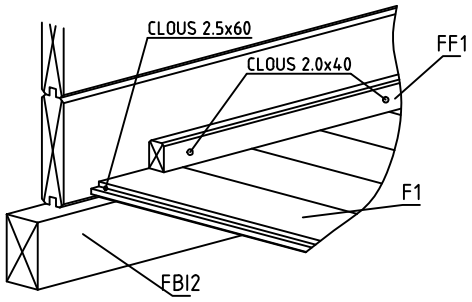

House	Annecy 3-28	Sheet	3
Drawing	FONDATION	Scale	1:35
Material	43x70	Date	13.07.2020
Drawer	RP	File	Annecy 3-28.dwg

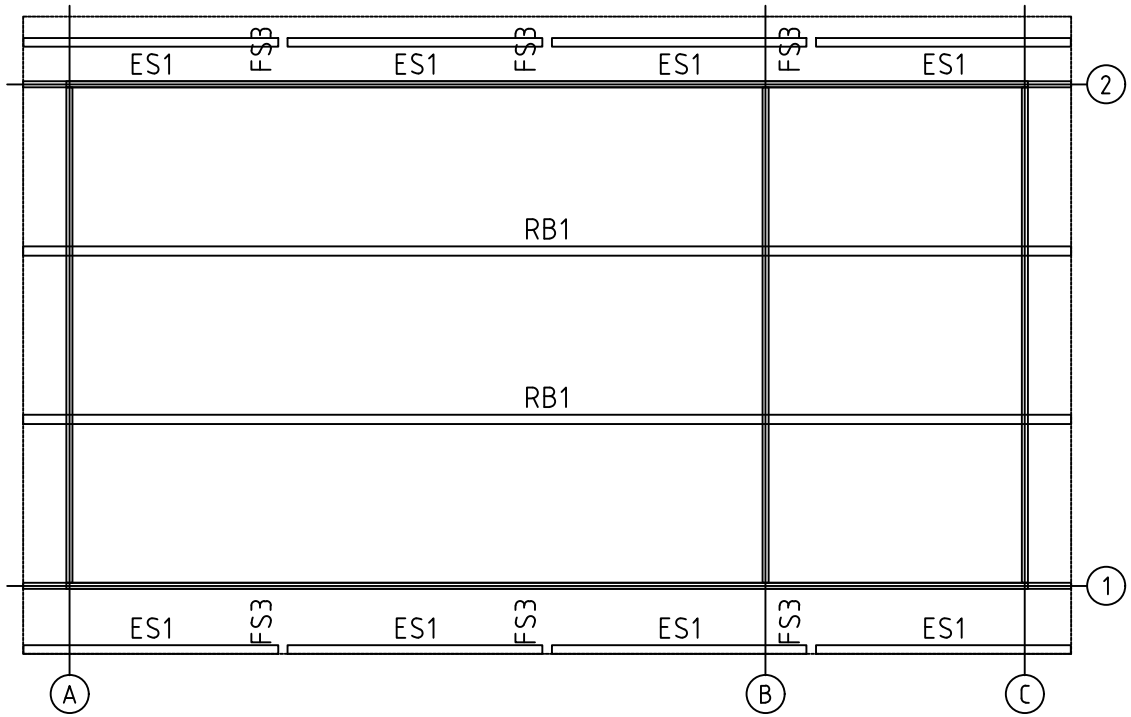

House	Annecy 3-28	Sheet	4
Drawing	SOLIVES DE PLAFOND	Scale	1:35
Material	43x140, 40x30	Date	13.07.2020
Drawer	RP	File	Annecy 3-28.dwg

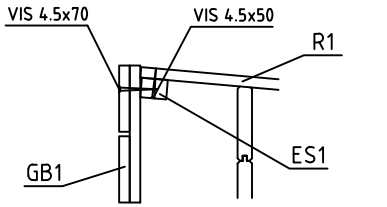

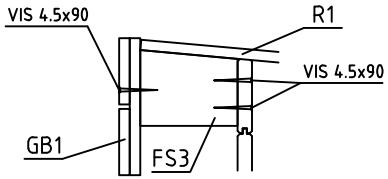

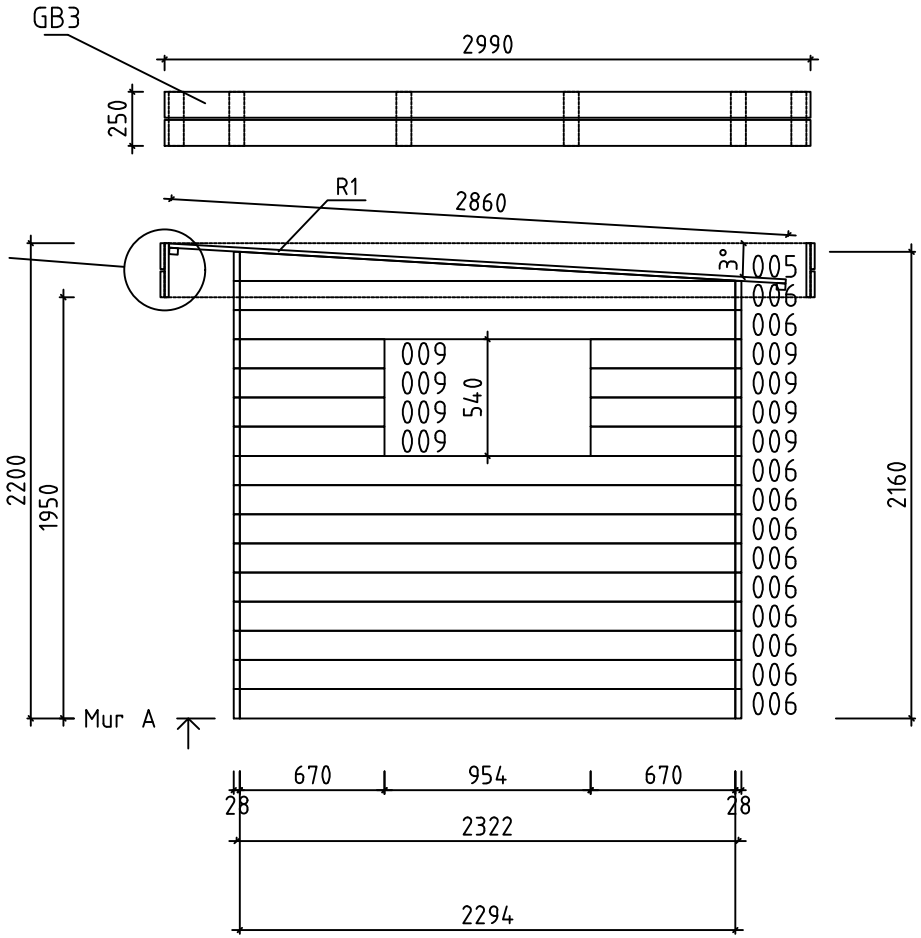

House	Annecy 3-28	Sheet	5
Drawing	MUR A	Scale	1:35
Material	28x135	Date	13.07.2020
Drawer	RP	File	Annecy 3-28.dwg

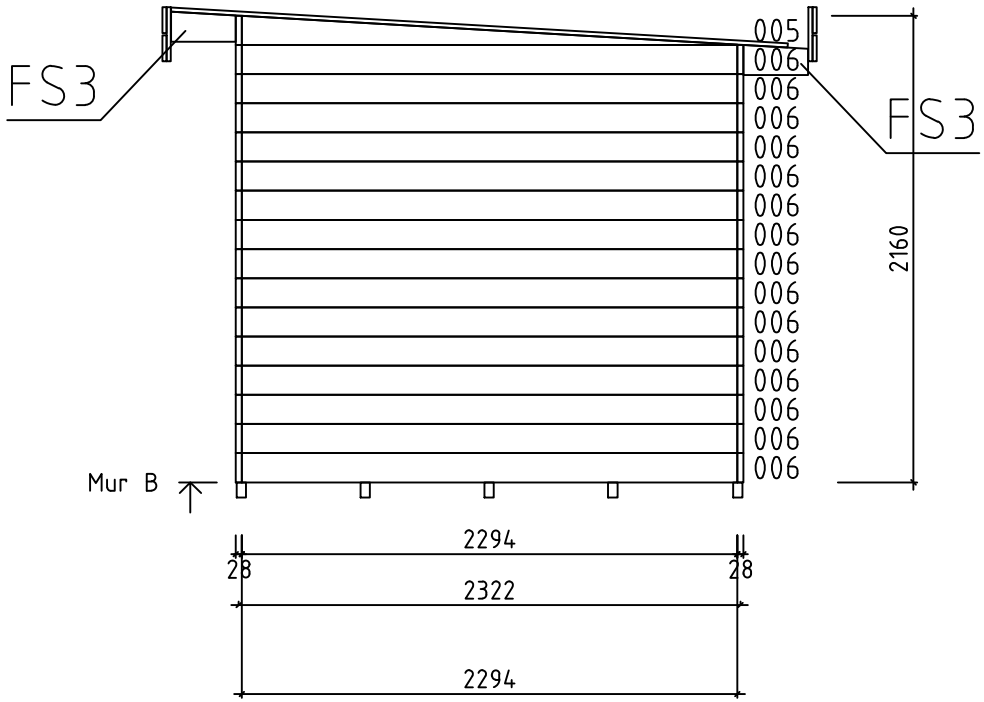

House	Annecy 3-28	Sheet	6
Drawing	MUR B	Scale	1:35
Material	28x135	Date	13.07.2020
Drawer	RP	File	Annecy 3-28.dwg

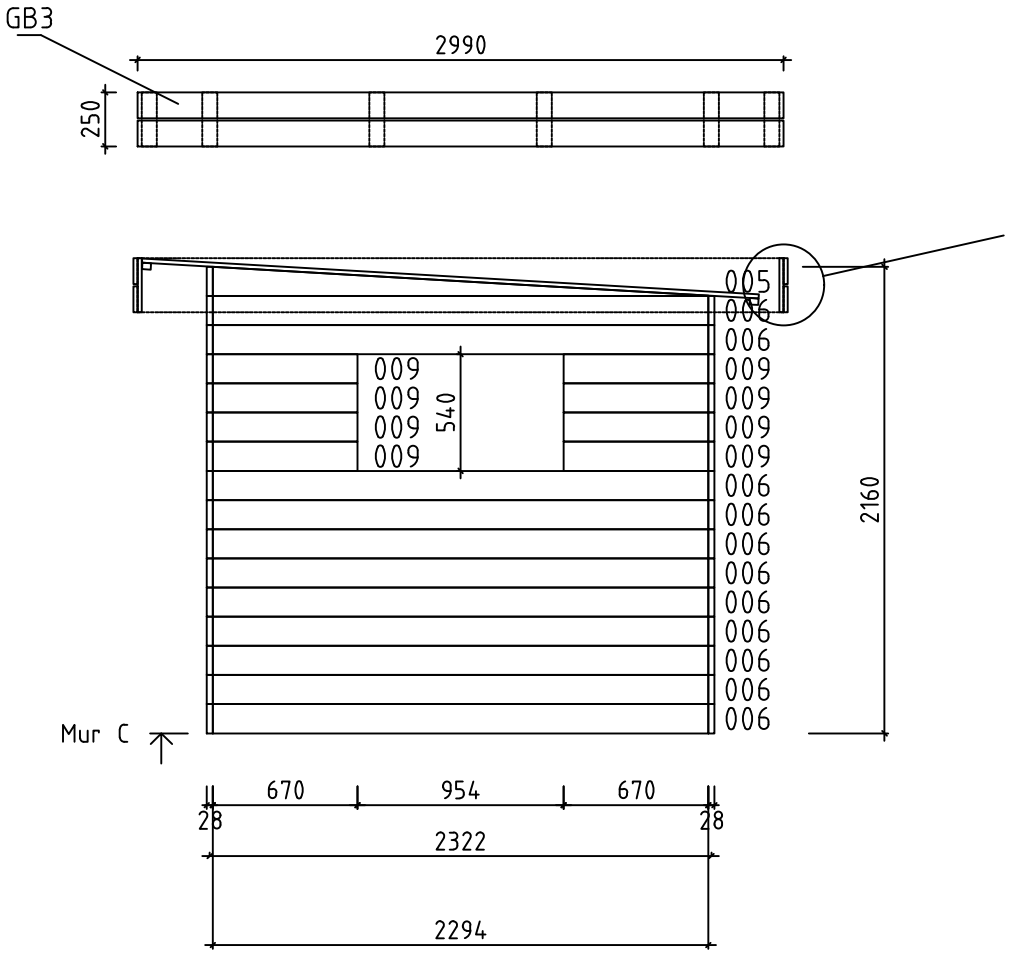

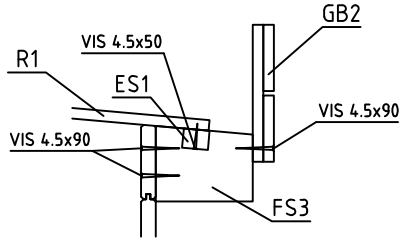

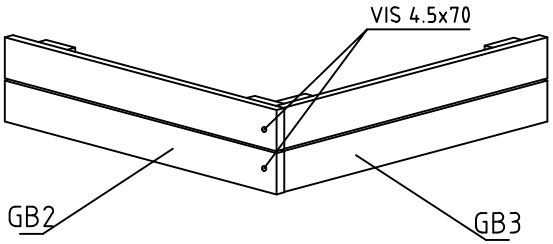

House	Annecy 3-28	Sheet	7
Drawing	MUR C	Scale	1:35
Material	28x135	Date	13.07.2020
Drawer	RP	File	Annecy 3-28.dwg

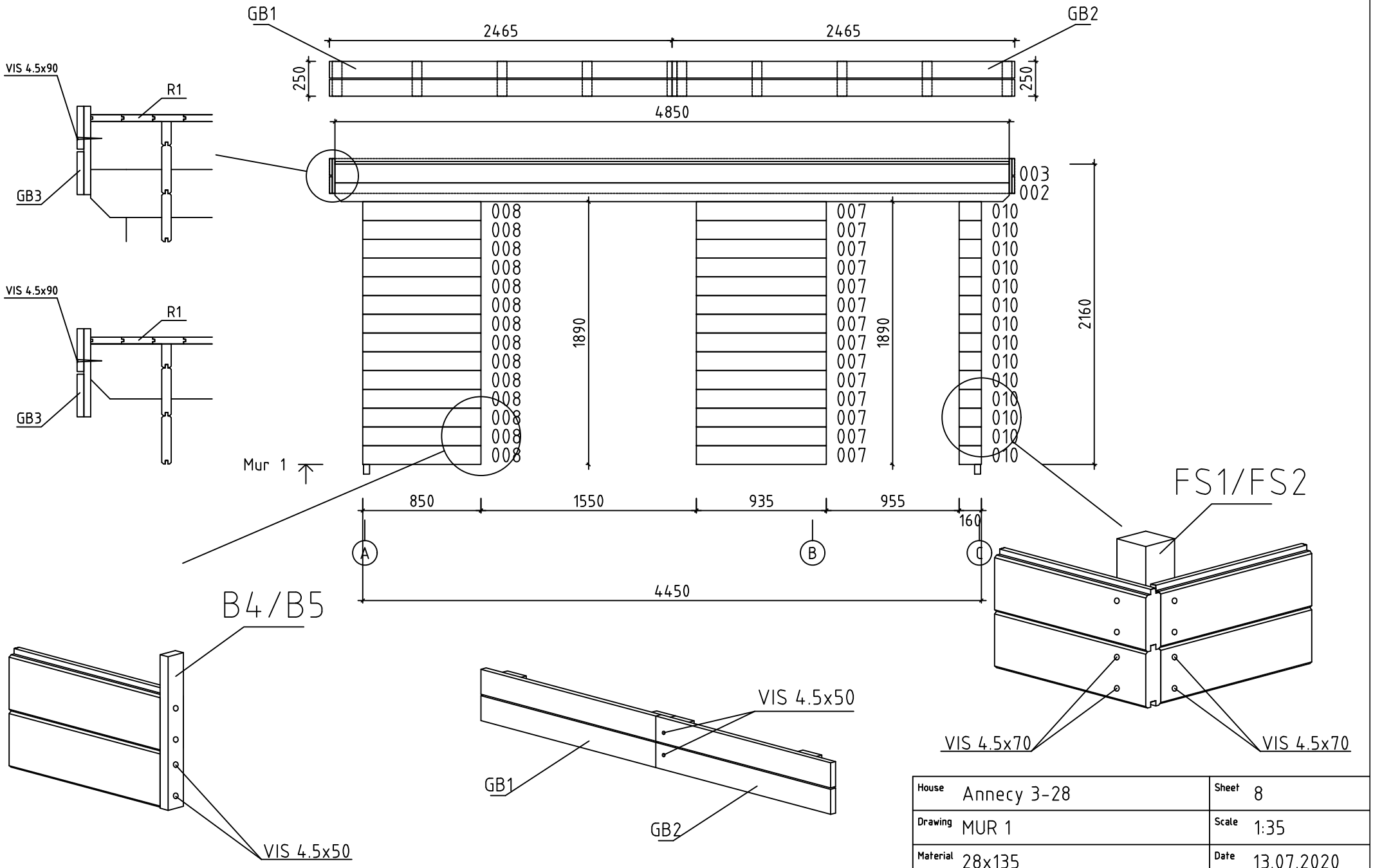

House	Annecy 3-28	Sheet	8
Drawing	MUR 1	Scale	1:35
Material	28x135	Date	13.07.2020
Drawer	RP	File	Annecy 3-28.dwg

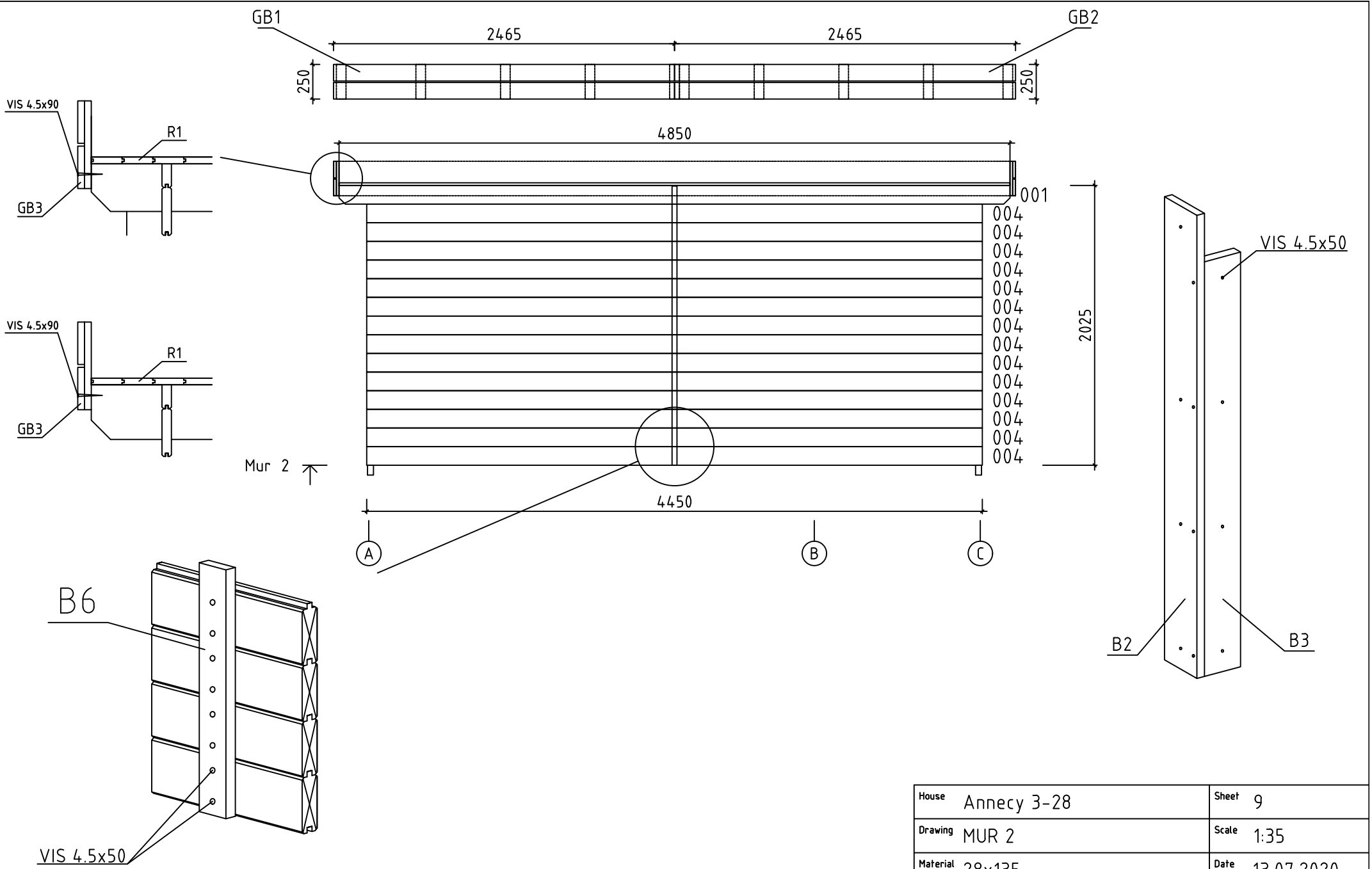

House	Annecy 3-28	Sheet	9
Drawing	MUR 2	Scale	1:35
Material	28x135	Date	13.07.2020
Drawer	RP	File	Annecy 3-28.dwg

Pos	Spécification	Unités	Profil (mm)	L (mm)
001		1	28x135	4850
002		1	28x135	4850
003		1	28x135	4850
004		15	28x135	4450
006		34	28x135	2294
007		14	28x135	935
008		14	28x135	850
009		16	28x135	670
010		14	28x135	160
WA-1 WB-1 WC-1	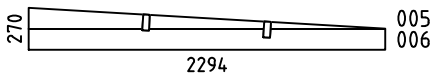	3	28x270	2294
HB	MADRIERS D´ASSEMBLAGE	2	28x135	300
FBI2	POUTRES DE FONDATION IMPRÉGNÉS IMM	5	43x70	4354
FBI1	POUTRES DE FONDATION IMPRÉGNÉS IMM	2	43x70	2340
FS3	SUPPORTS EXTENSION TOITURE	6	43x140	300
FS1	POTEAUX POUR PREAU	3	43x43	2150
FS2	POTEAUX POUR PREAU	3	43x43	2020
B4	MONTANT DE FINITION DES OUVERTURES PORTES	4	28x19	1860
B5	MONTANT DE FINITION DES OUVERTURES FENÉTRES	4	28x19	500
RB1	SOLIVES DE PLAFOND 200 3194 1172 200	2	43x140	4850
F1	PLANCHER ou	39+1 51+1	114x19 88x19	2290
R1	VOLIGES ou	43+1 56+1	114x19 88x19	2860
FF1	BAGUETTE DE FINITION DE PLANCHER		19x35	18 m
ES1	BAGUETTES POUR FIXER LES LATTES SOUS VOLIGES	8	30x40	1179
B1	PROFILS DE FINITION ANGLES A L´EXTERIEUR	2	90x19	2160

House Annecy 3-28	Material	File Annecy 3-28.dwg	Sheet 10

Pos	Spécification	Unités	Profil (mm)	L (mm)
B2	PROFILS DE FINITION ANGLES A L´EXTERIEUR	2	90x19	2025
B3	PROFILS DE FINITION ANGLES A L´EXTERIEUR	4	90x19	1890
B6	POTEAUX POUR MADRIERS	2	35x19	2020
GB1	ASSEMBLAGE REQUIS 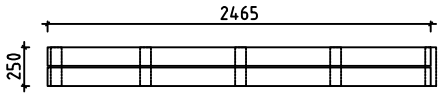	2	38x250	2465 +35
GB2	ASSEMBLAGE REQUIS 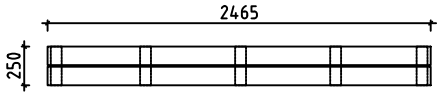	2	38x250	2465
GB3	ASSEMBLAGE REQUIS 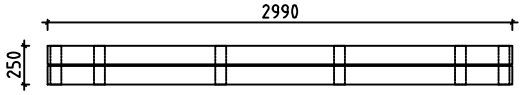	2	38x250	2990
	CLOUS POUR FF1	40	⌀2.0	40
	CLOUS POUR F1, R1	490	⌀2.5	60
	CLOUS POUR LE REVÉTEMENT DE TOIT	250	⌀2.5	20
	VIS POUR GB1, GB2, GB3	128	⌀3.5	35
	VIS POUR ES1, ES2, GB1, GB2 B1, B2, B3, B4, B5, B6	300	⌀4.5	50
	VIS POUR GB1, GB2, GB3 001 – 010	330	⌀4.5	70
	VIS POUR GB1, GB2, GB3, FS3 FBI1, FBI2	50	⌀4.5	90
	VIS POUR 1x 004, 2x 006, 1x 007, 1x 008, 1x010 WA-1, WB-1, WC-1, RB1	40	⌀6.0	160
	REVÉTEMENT DE TOIT R = 15m 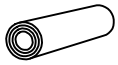	1,5		
	DOUBLE PORTE (droit) AST__PL 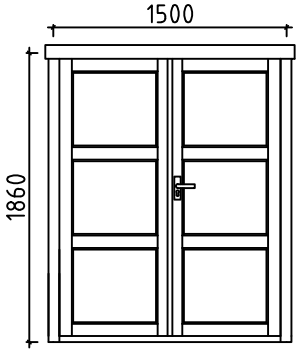 P 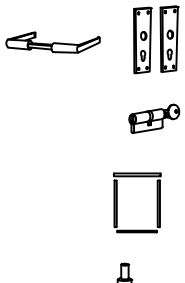	1 1 1 1 6	1500	1860

House Annecy 3-28	Material	File Annecy 3-28.dwg	Sheet 11

Pos	Spécification	Unités	Profil (mm)	L (mm)
	PORTE (droit) AST_PL P	1	905	1860
	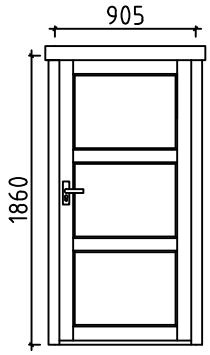 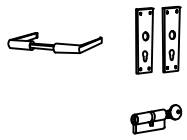	1 1		
	FENÉTRE (droit) AST_KP_PL P	2	905	500
	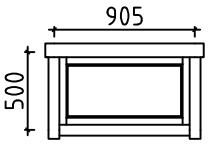 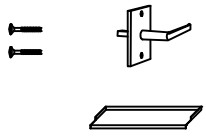	2 2		

House Annecy 3-28	Material	File Annecy 3-28.dwg	Sheet 12

Pos	Instructions de Montage	Unités	Profil (mm)	L (mm)
L1	PLANCHE	8	19x120	2465
L2	PLANCHE	4	19x120	2990
L3	PLANCHE	32	19x70	250
GB1		2	38x250	2465 +35

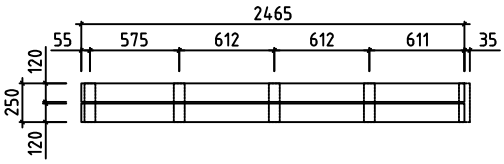

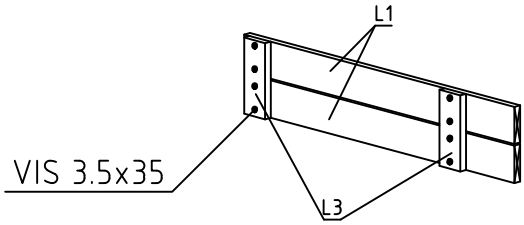

GB2		2	38x250	2465

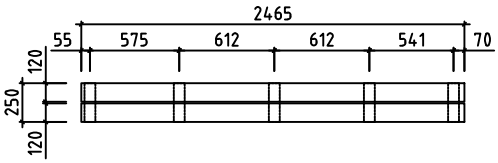

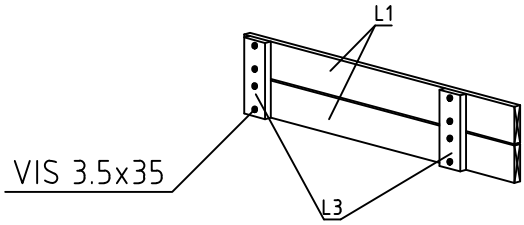

GB3		2	38x250	2990

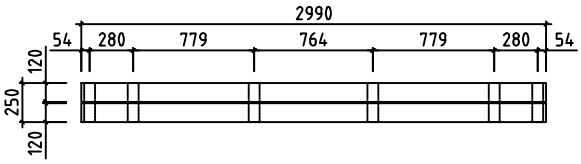

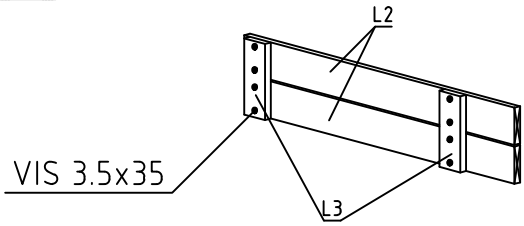

#001	2	4850	1
#002	1	4850	1
#003	1	4850	1
#004	2	4450	14+1
#005	A,B,C	2294	3
#006	A,B,C	2294	37
#007	1	935	14
#008	1	850	14
#009	A,C	670	16
#010	1	160	14