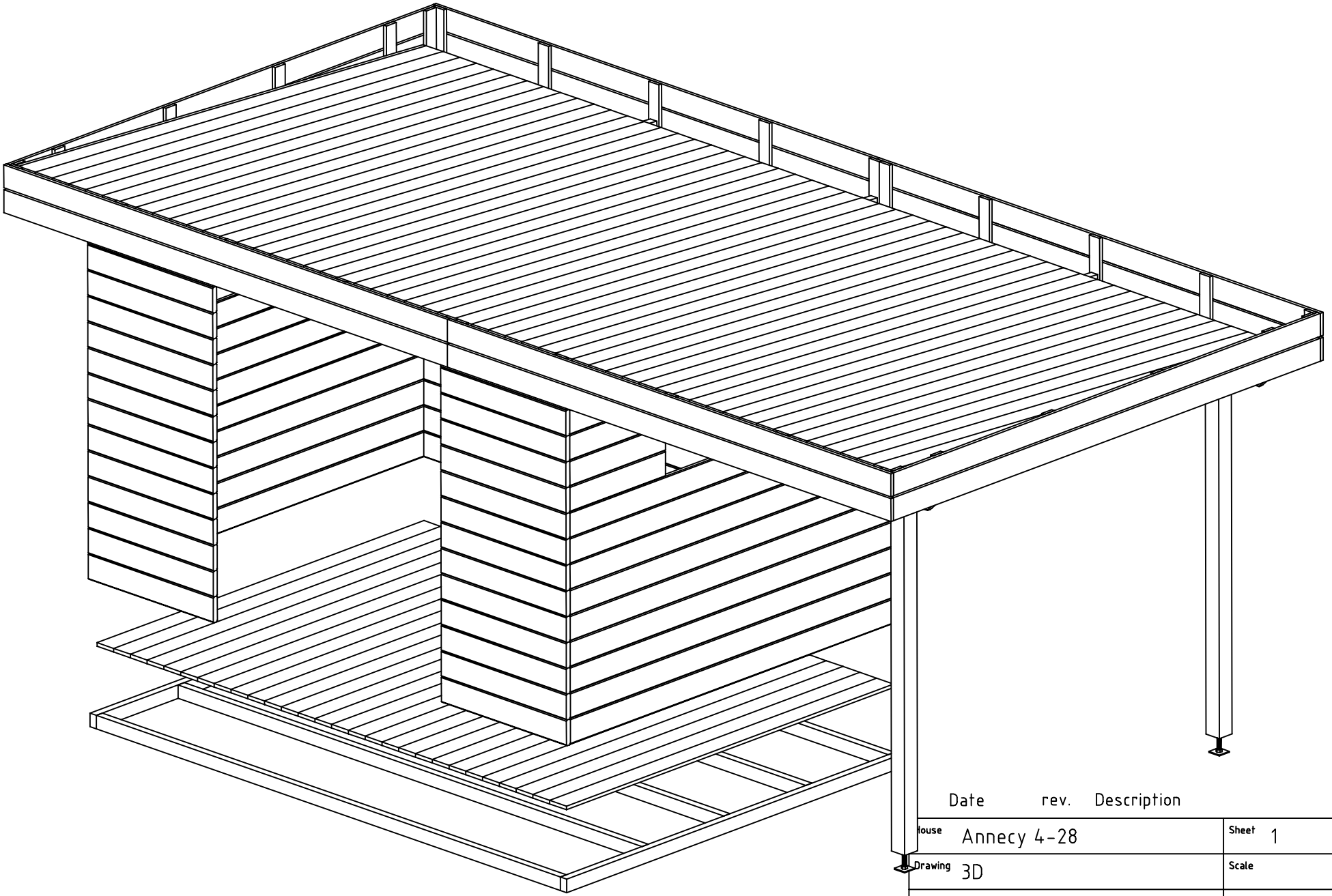

Date	rev.	Description

House	Annecy 4-28	Sheet	1
Drawing	3D	Scale	
Material	28x135	Date	09.06.2016
Drawer	RP	File	Annecy 4-28 3D.dwg

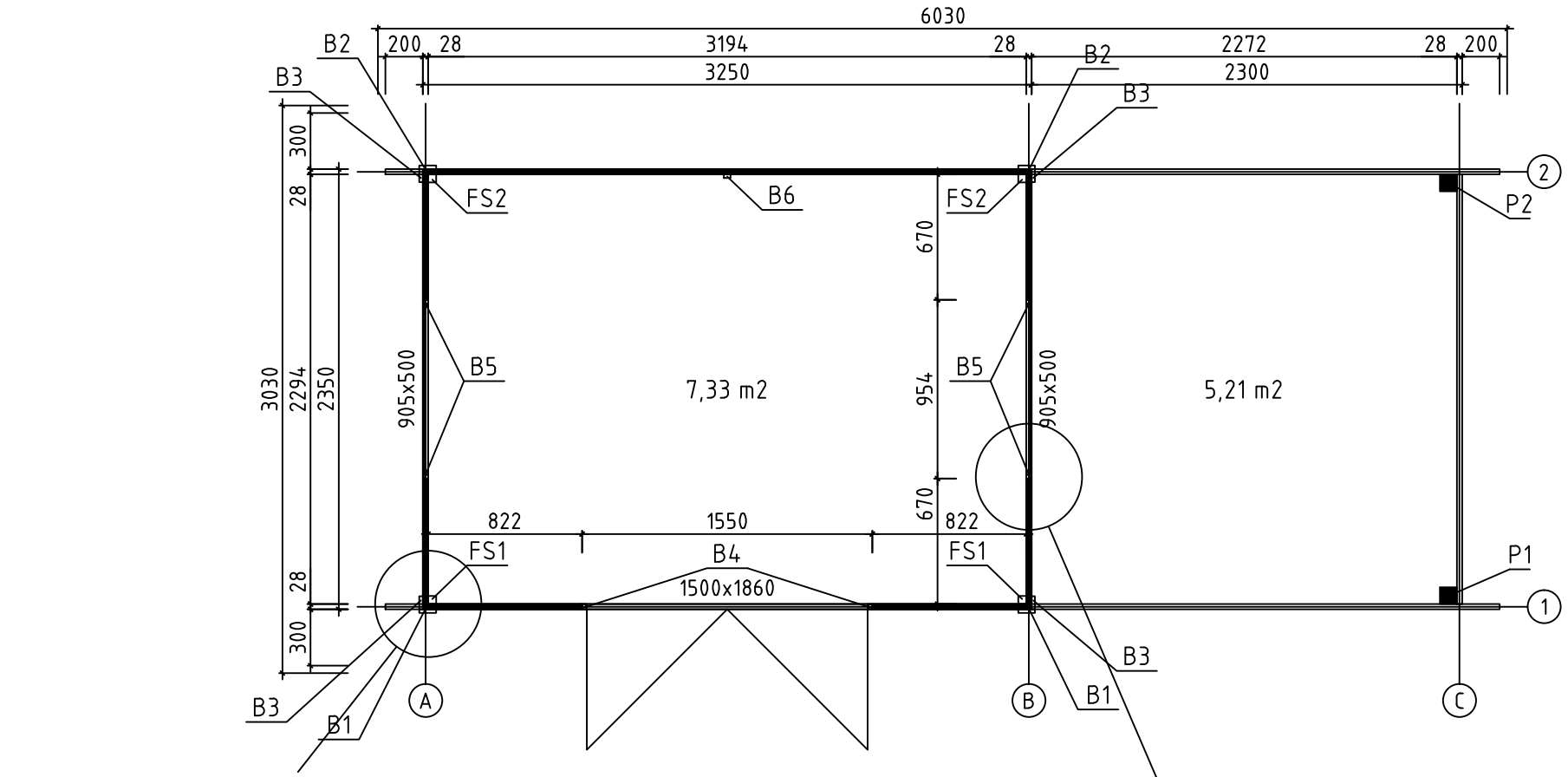

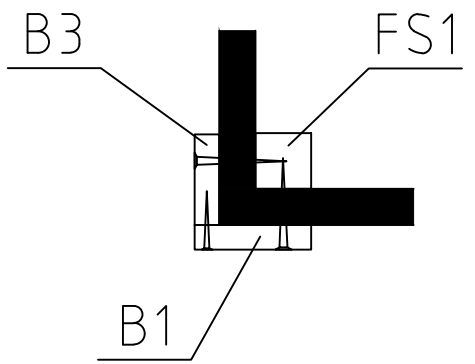

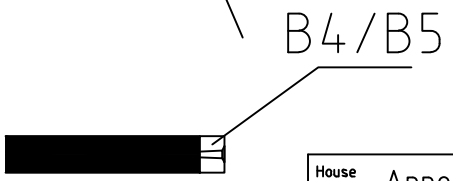

House	Annecy 4-28	Sheet	2
Drawing	PLAN DE MASSE	Scale	1:35
Material	28x135	Date	09.06.2016
Drawer	RP	File	Annecy 4-28.dwg

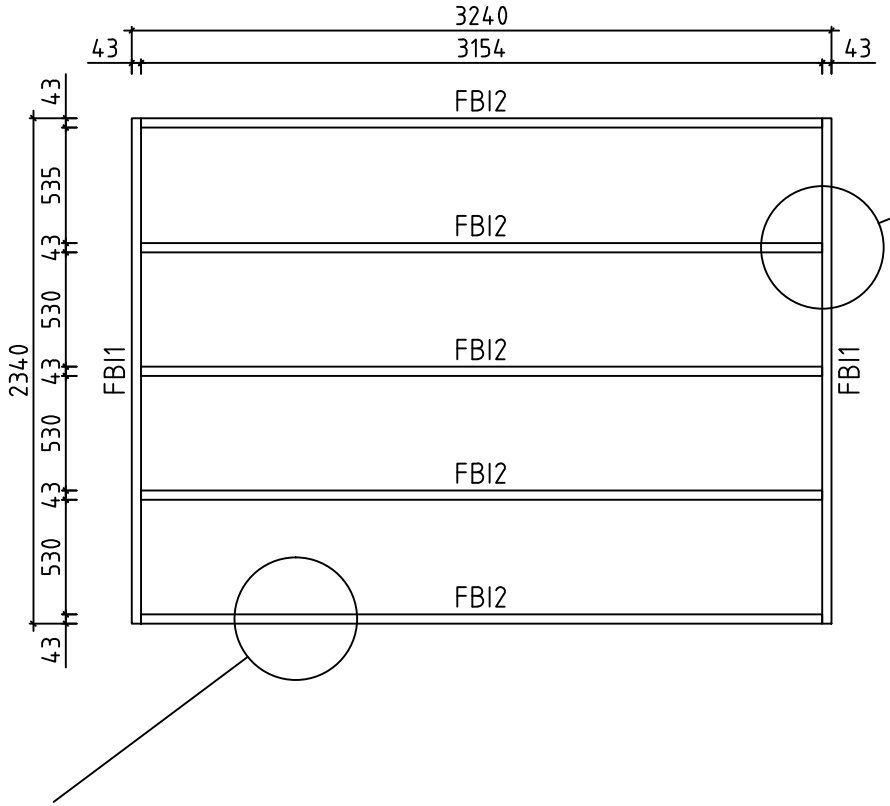

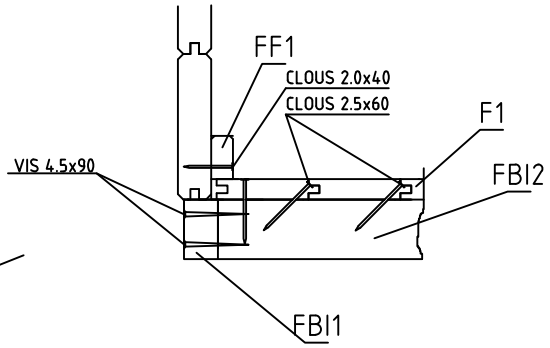

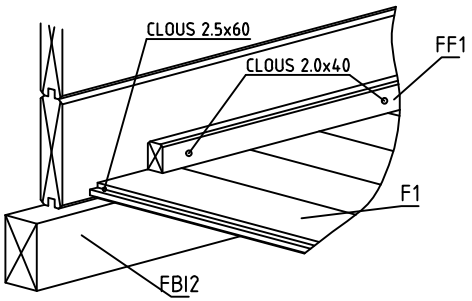

House	Annecy 4-28	Sheet	3
Drawing	FONDATION	Scale	1:35
Material	43x70	Date	09.06.2016
Drawer	RP	File	Annecy 4-28.dwg

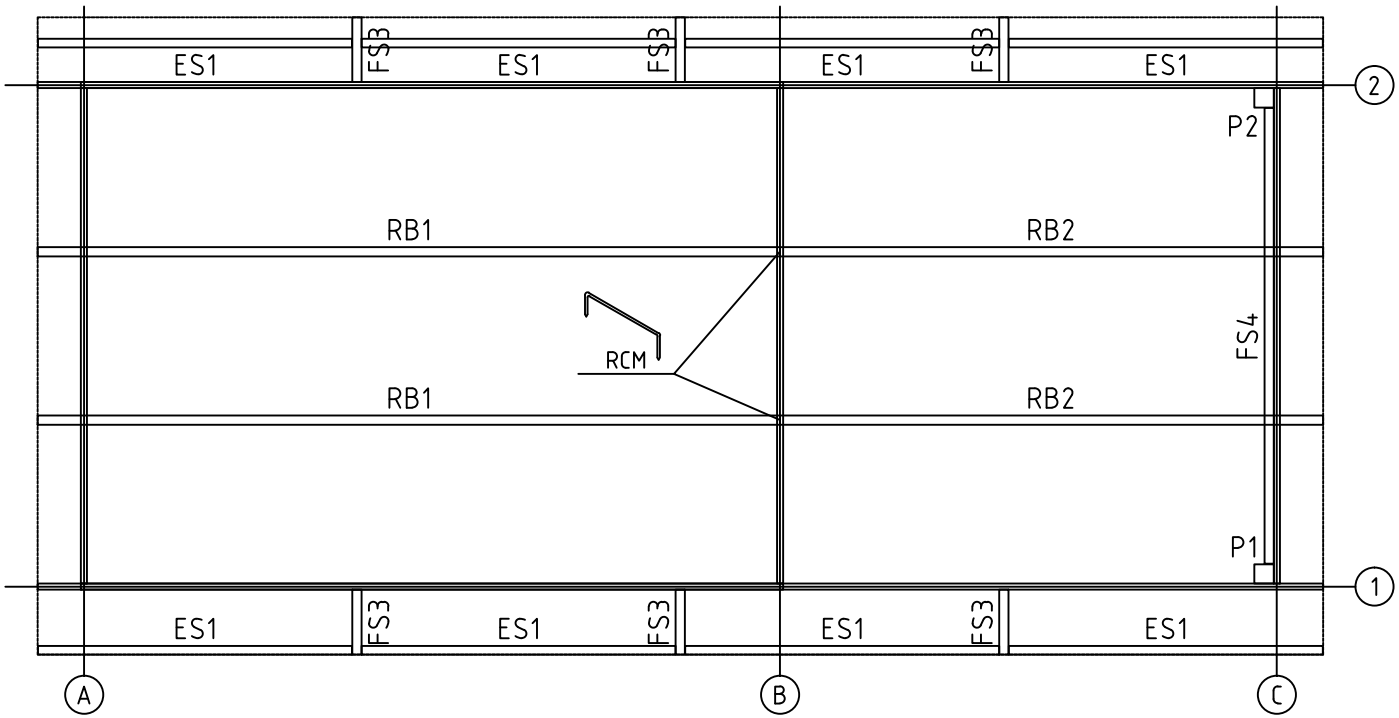

House	Annecy 4-28	Sheet	4
Drawing	SOLIVES DE PLAFOND	Scale	1:35
Material	43x140, 40x30, 43x43	Date	09.06.2016
Drawer	RP	File	Annecy 4-28.dwg

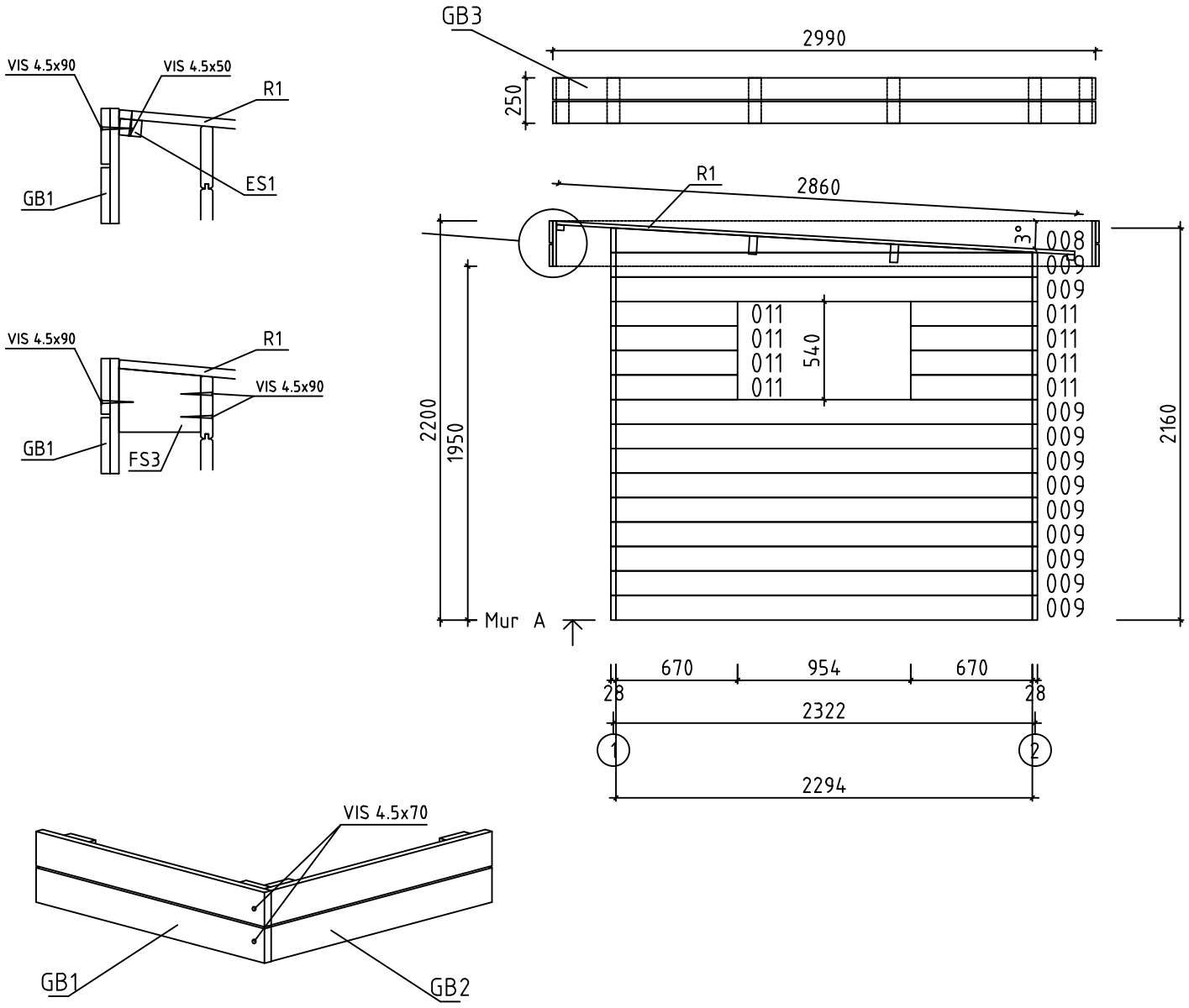

House	Annecy 4-28	Sheet	5
Drawing	MUR A	Scale	1:35
Material	28x135	Date	09.06.2016
Drawer	RP	File	Annecy 4-28.dwg

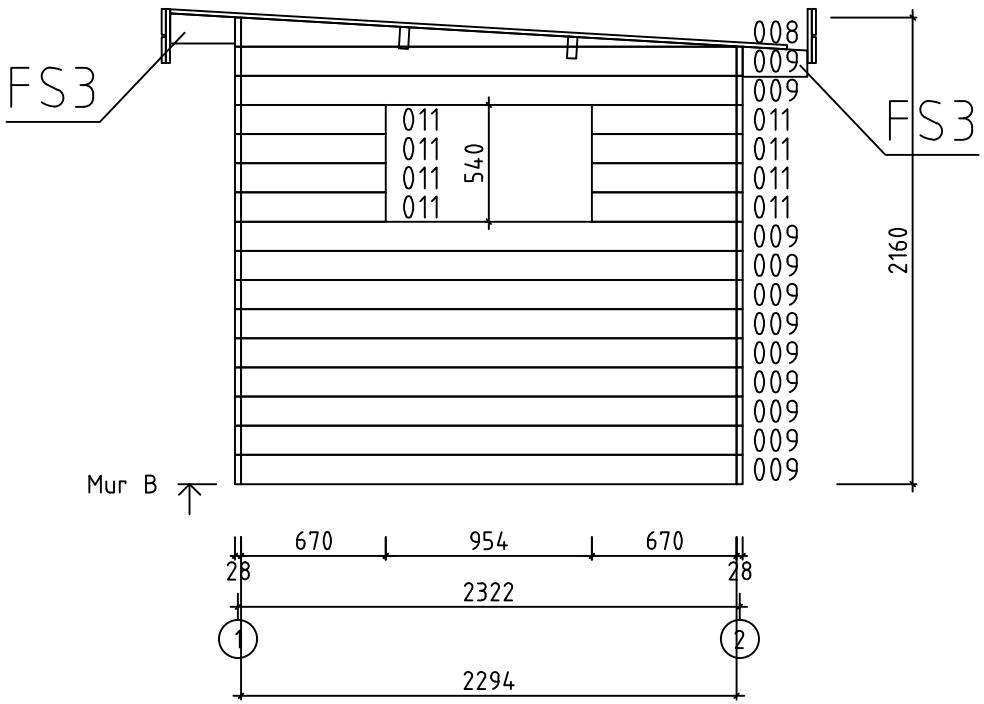

House	Annecy 4-28	Sheet	6
Drawing	MUR B	Scale	1:35
Material	28x135	Date	09.06.2016
Drawer	RP	File	Annecy 4-28.dwg

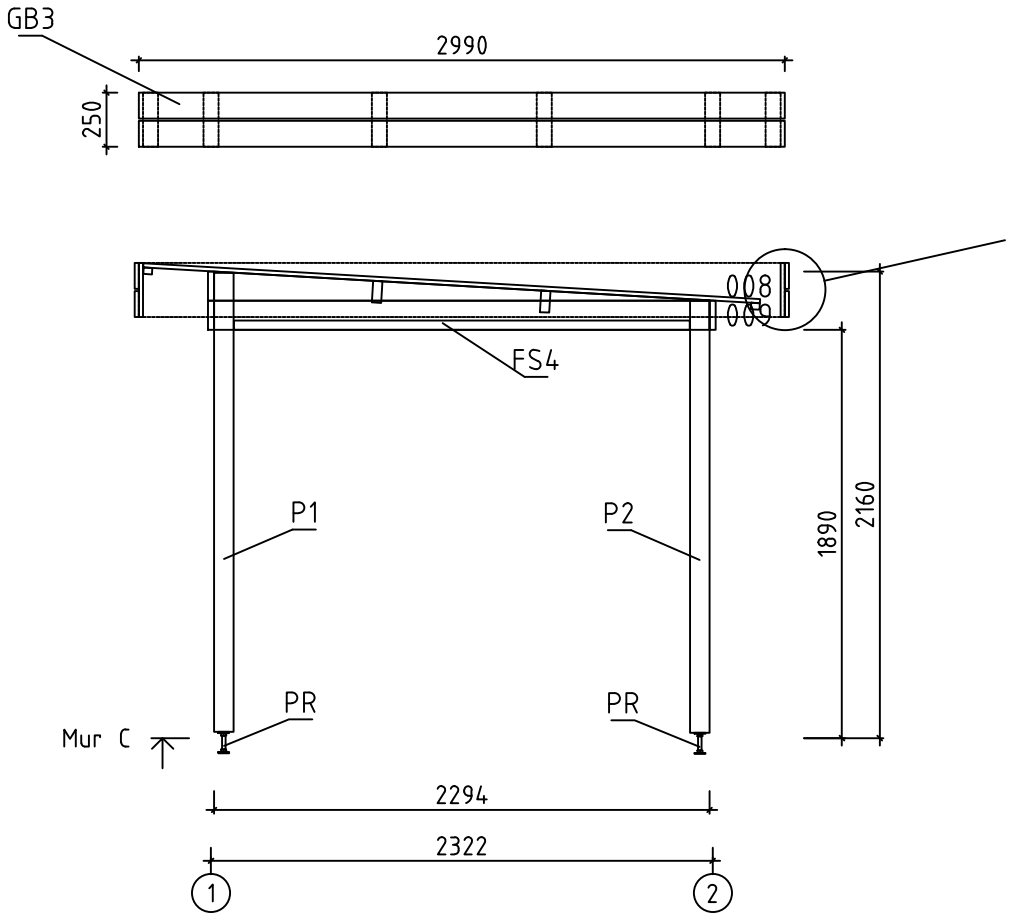

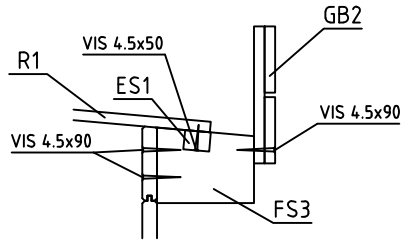

House	Annecy 4-28	Sheet	7
Drawing	MUR C	Scale	1:35
Material	28x135	Date	09.06.2016
Drawer	RP	File	Annecy 4-28.dwg

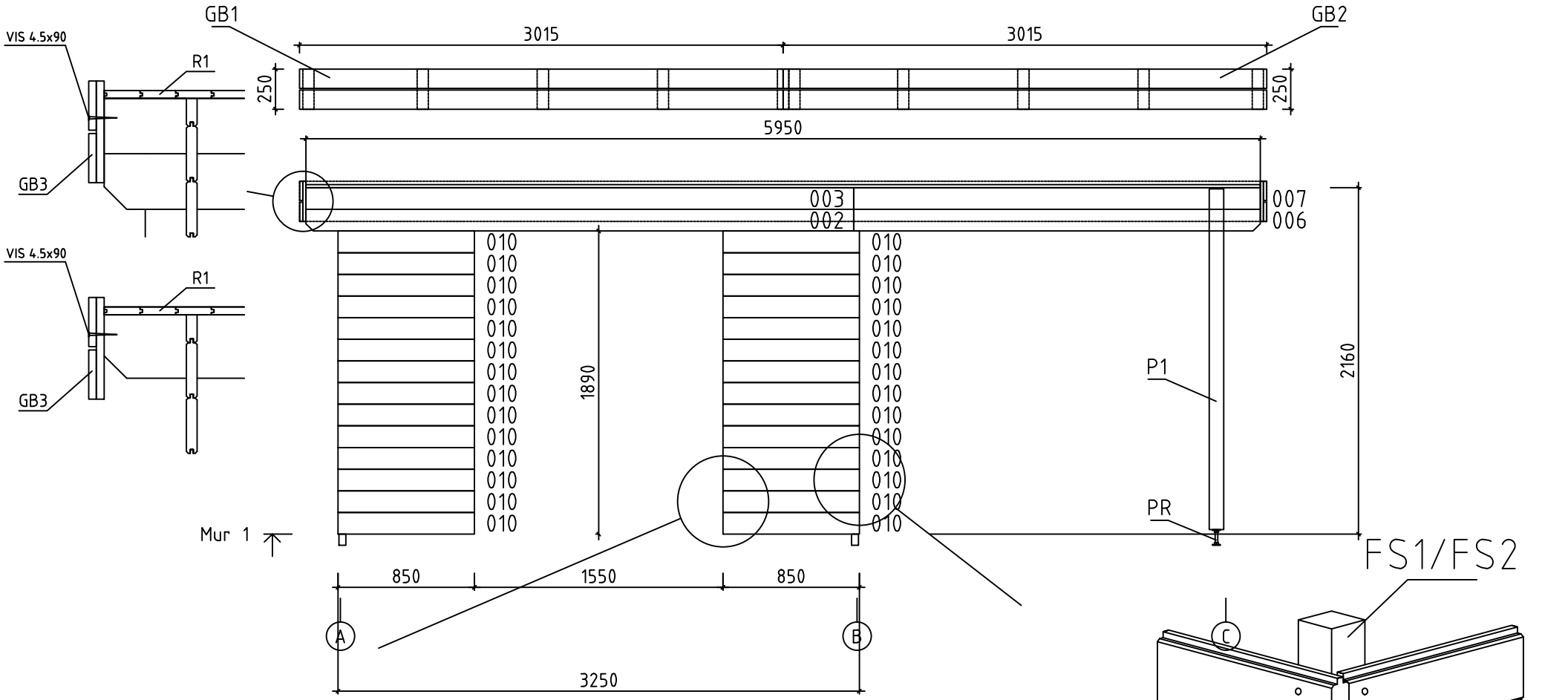

House	Annecy 4-28	Sheet	8
Drawing	MUR 1	Scale	1:35
Material	28x135	Date	09.06.2016
Drawer	RP	File	Annecy 4-28.dwg

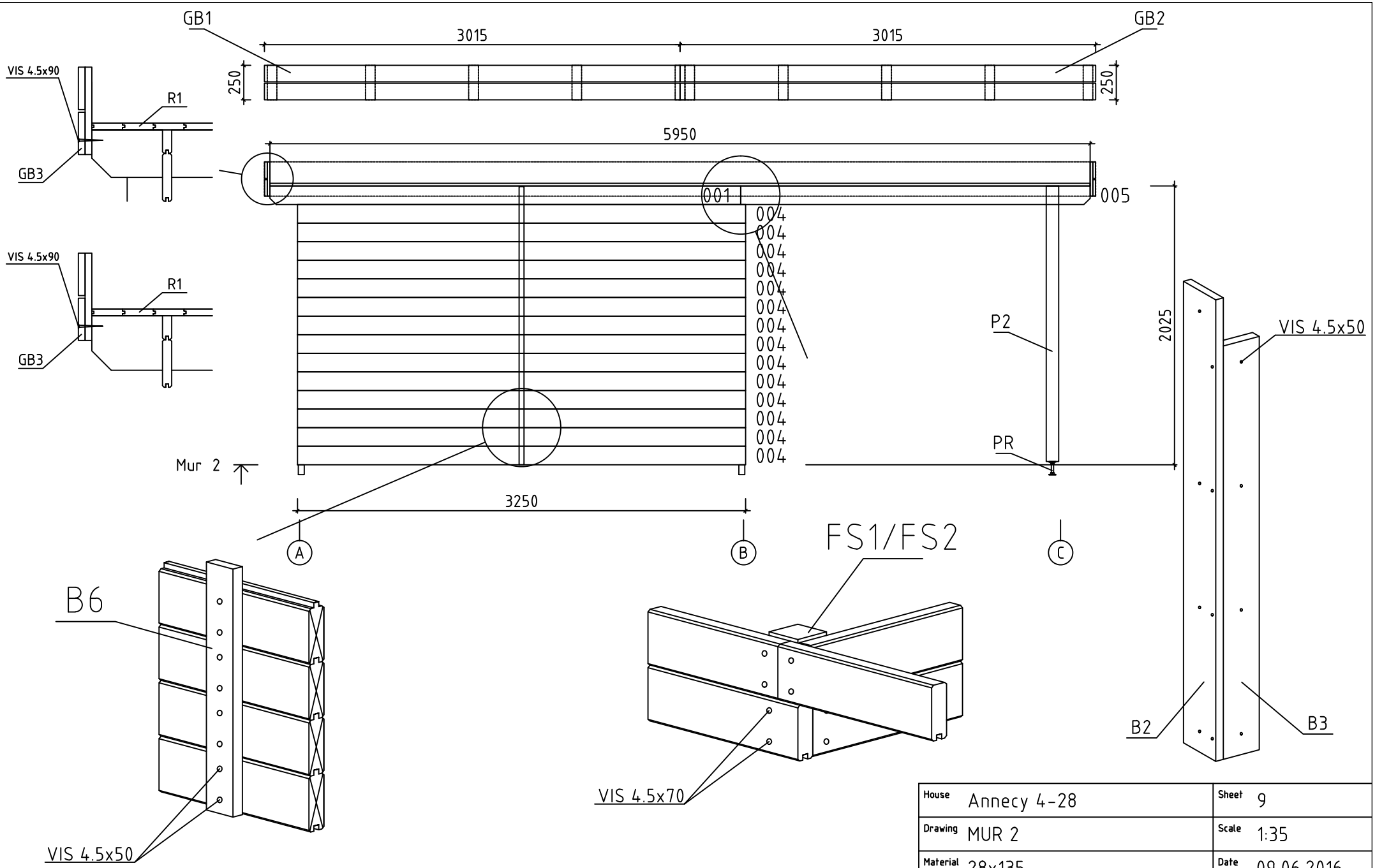

House	Annecy 4-28	Sheet	9
Drawing	MUR 2	Scale	1:35
Material	28x135	Date	09.06.2016
Drawer	RP	File	Annecy 4-28.dwg

Pos	Spécification	PZS	Profile (mm)	L (mm)
001	PM	1	28x135	3415
002		1	28x135	3415
003	PM	1	28x135	3415
004		14+1	28x135	3250
005	PM	1	28x135	2535
006		1	28x135	2535
007	PM	1	28x135	2535
009		20	28x135	2294
010		28	28x135	850
011		16	28x135	670
WA-1 WB-1 WC-1	270 008 009 2294	3	28x270	2294
HB	MADRIERS D´ASSEMBLAGE	2	28x135	300
FBI2	POUTRES DE FONDATION IMPRÉGNÉS IMM	5	43x70	3154
FBI1	POUTRES DE FONDATION IMPRÉGNÉS IMM	2	43x70	2340
FS3	SUPPORTS EXTENSION TOITURE	6	43x140	300
FS1	POTEAUX POUR PREAU	2	43x43	2150
FS4	POTEAUX POUR PREAU	1	43x43	2110
FS2	POTEAUX POUR PREAU	2	43x43	2020
P1	POST	1	90x90	2125
P2	POST	1	90x90	2000
B4	MONTANT DE FINITION DES OUVERTURES PORTES	2	28x19	1860
B5	MONTANT DE FINITION DES OUVERTURES FENÉTRES	4	28x19	500
RB1	SOLIVES DE PLAFOND 200 3194	2	43x140	3436
RB2	SOLIVES DE PLAFOND 2272 200	2	43x140	2514

House Annecy 4-28	Material	File Annecy 4-28.dwg	Sheet 10

Pos	Spécification	PZS	Profile (mm)	L (mm)
F1	PLANCHER  ou	28+1 37+1	114x19 88x19	2290
R1	VOLIGES  ou	53+1 69+1	114x19 88x19	2860
FF1	BAGUETTE DE FINITION DE PLANCHER 		19x35	11 m
ES1	BAGUETTES POUR FIXER LES LATTES SOUS VOLIGES 	8	30x40	1454
B1	PROFILS DE FINITION ANGLES A L´EXTERIEUR 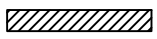	2	90x19	2160
B2	PROFILS DE FINITION ANGLES A L´EXTERIEUR 	2	90x19	2025
B3	PROFILS DE FINITION ANGLES A L´EXTERIEUR 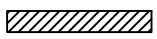	4	90x19	1890
B6	POTEAUX POUR MADRIERS 	1	35x19	2020
GB1	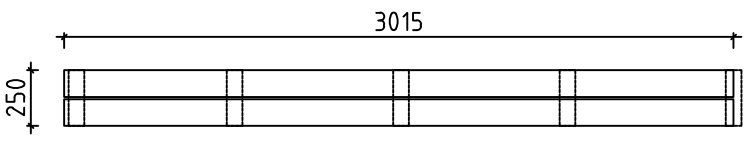	2	38x250	3015+35
GB2	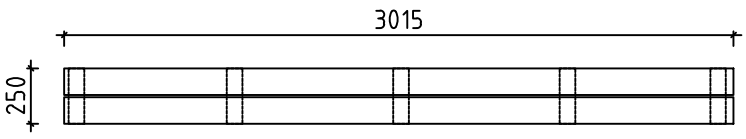	2	38x250	3015
GB3	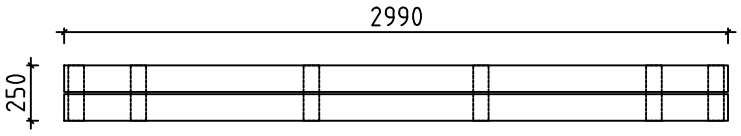	2	38x250	2990
PR1	POST RÉGULATEUR 	2		
RCM	CONNECTEUR MÉTALLIQUE POUR SOLIVES DE PLAFOND 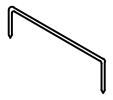	2	⌀6	200
	CLOUS POUR FF1	30	⌀2.0	40
	CLOUS POUR F1, R1	470	⌀2.5	60
	CLOUS POUR LE REVÉTEMENT DE TOIT	300	⌀2.5	20
	VIS POUR ES1, ES2, B1, B2, B3, B4, B5, B6	230	⌀4.5	50
	VIS POUR GB1, GB2, FS4 001 - 011	300	⌀4.5	70
	VIS POUR GB1, GB2, FS3, P1, P2 FBI1, FBI2	60	⌀4.5	90
	VIS POUR 1x 004, 2x 009, 2x 010 WA-1, WB-1, WC-1, RB1	40	⌀6.0	160
	REVÉTEMENT DE TOIT R = 15m 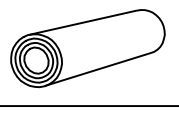	2,0		
	POIGNÉE DE FENÊTRE (EN KIT) 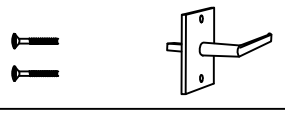	2		

House Annecy 4-28	Material	File Annecy 4-28.dwg	Sheet 11

Pos	Spécification	PZS	Profile (mm)	L (mm)
	REJET D´EAU POUR FENÉTRE 	2		
	POIGNÉE DE PORTE (EN KIT) 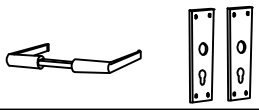	1		
	SERRURE DE PORTE + CLÉS 	1		
	BORDURE DE PORTE 	1		
	CHARNIERES PORTE 	6		
	DOUBLE PORTE (droit) AST_PL P 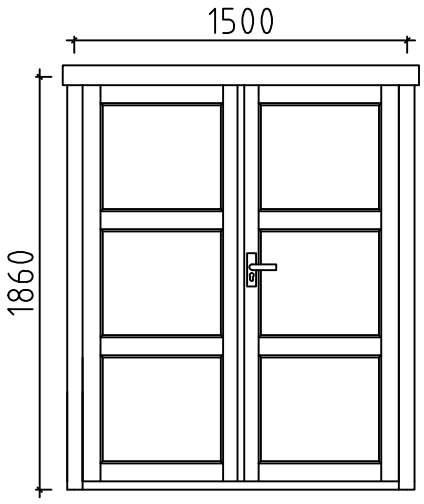	1	1500	1860
	FENÉTRE (droit) AST_KP_PL P 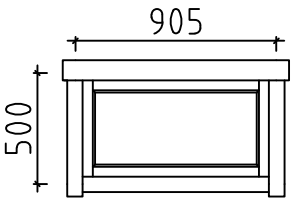	2	905	500

House Annecy 4-28	Material	File Annecy 4-28.dwg	Sheet 12

#001	2	3415	1
#002	1	3415	1
#003	1	3415	1
#004	2,3	3250	14+1
#005	2	2535	1
#006	1	2535	1
#007	1	2535	1
#008	A,B,C	2294	3
#009	A,B,C	2294	23
#010	1	850	28
#011	A,B	670	16