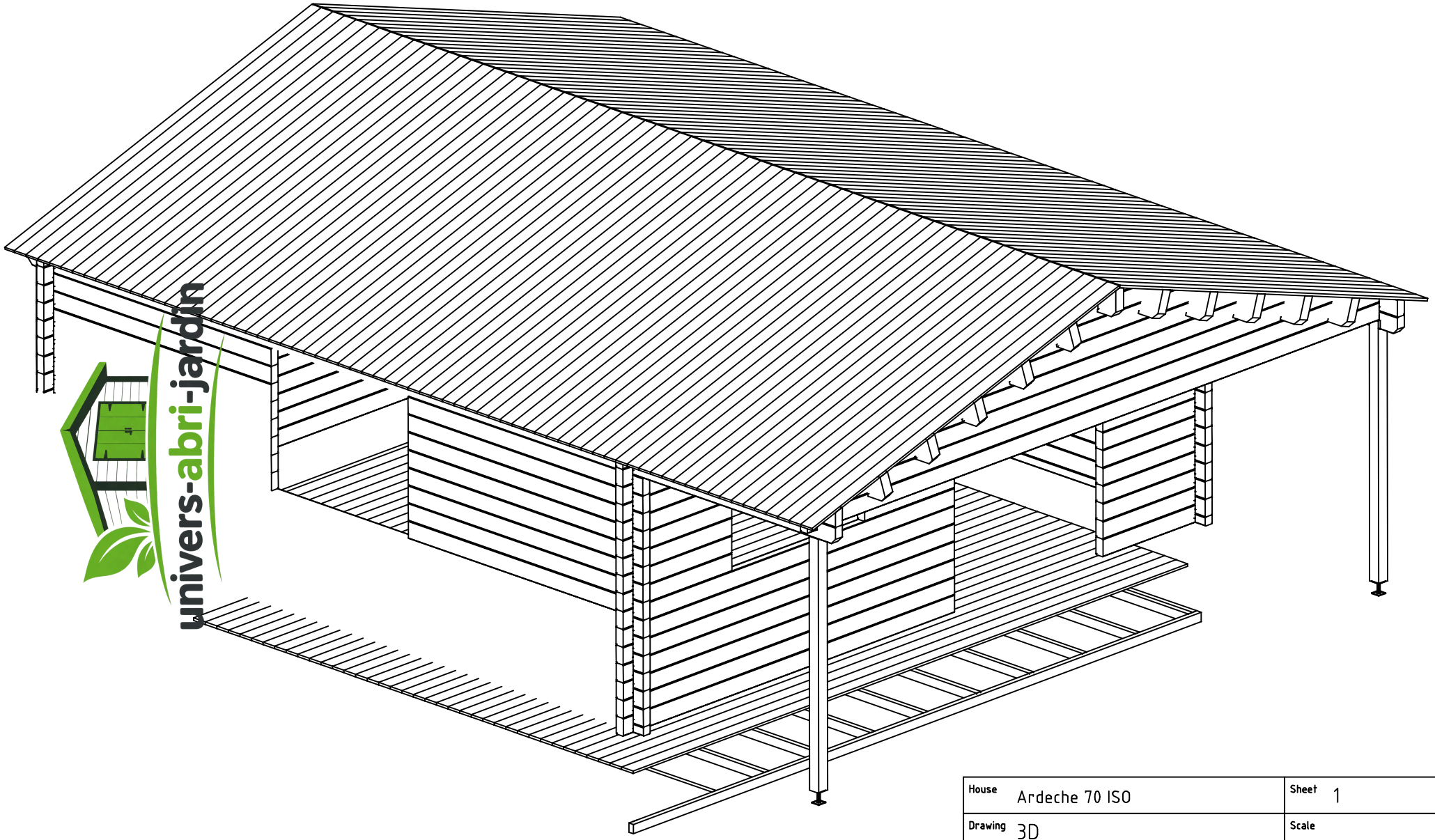

univers-abri-jardin

House	Ardeche 70 ISO	Sheet	1
Drawing	3D	Scale	
Material	70x135	Date	09.03.2014
Drawer	RP	File	Ardeche 70 ISO 3D.dwg

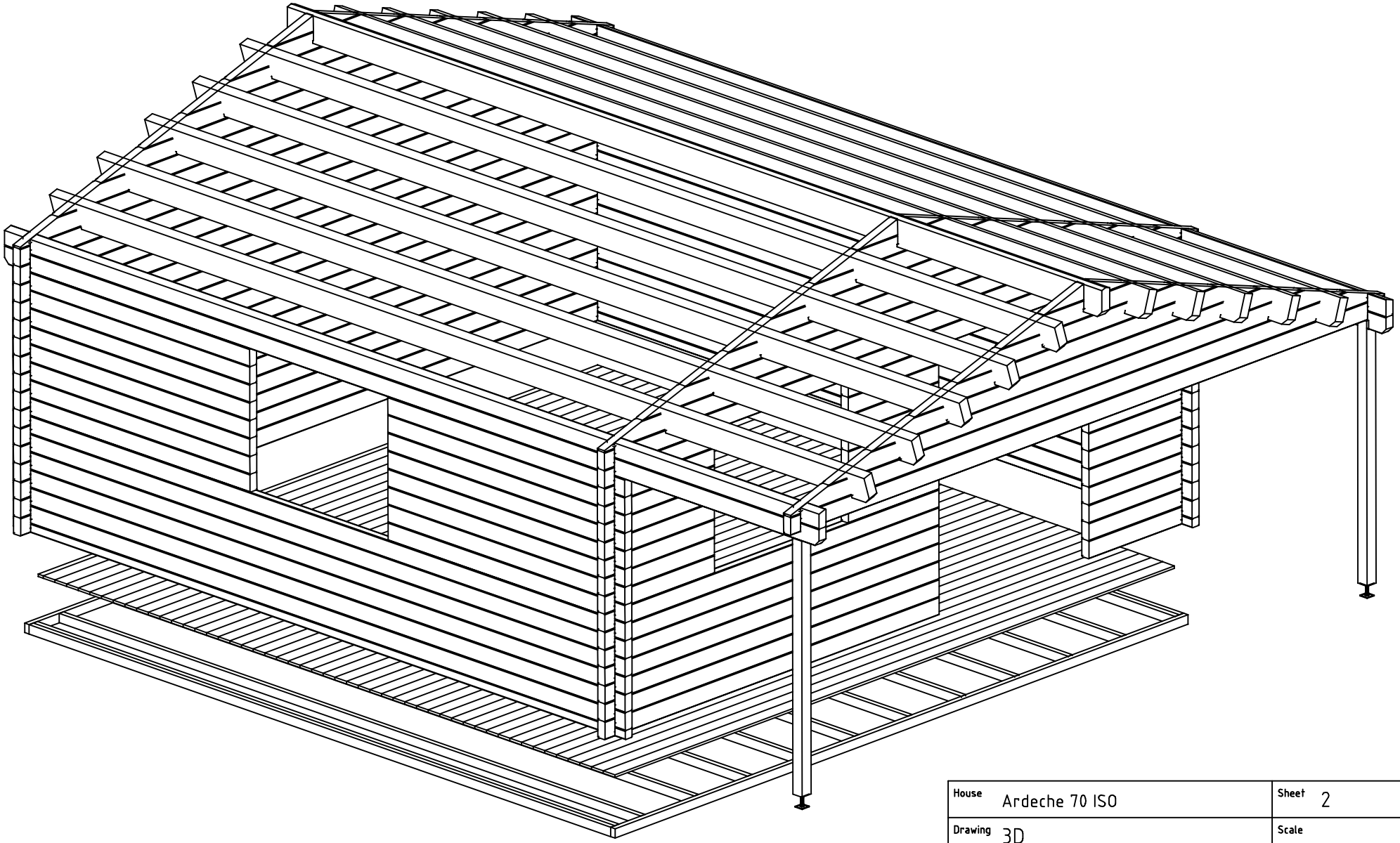

House	Ardeche 70 ISO	Sheet	2
Drawing	3D	Scale	
Material	70x135	Date	09.03.2014
Drawer	RP	File	Ardeche 70 ISO 3D.dwg

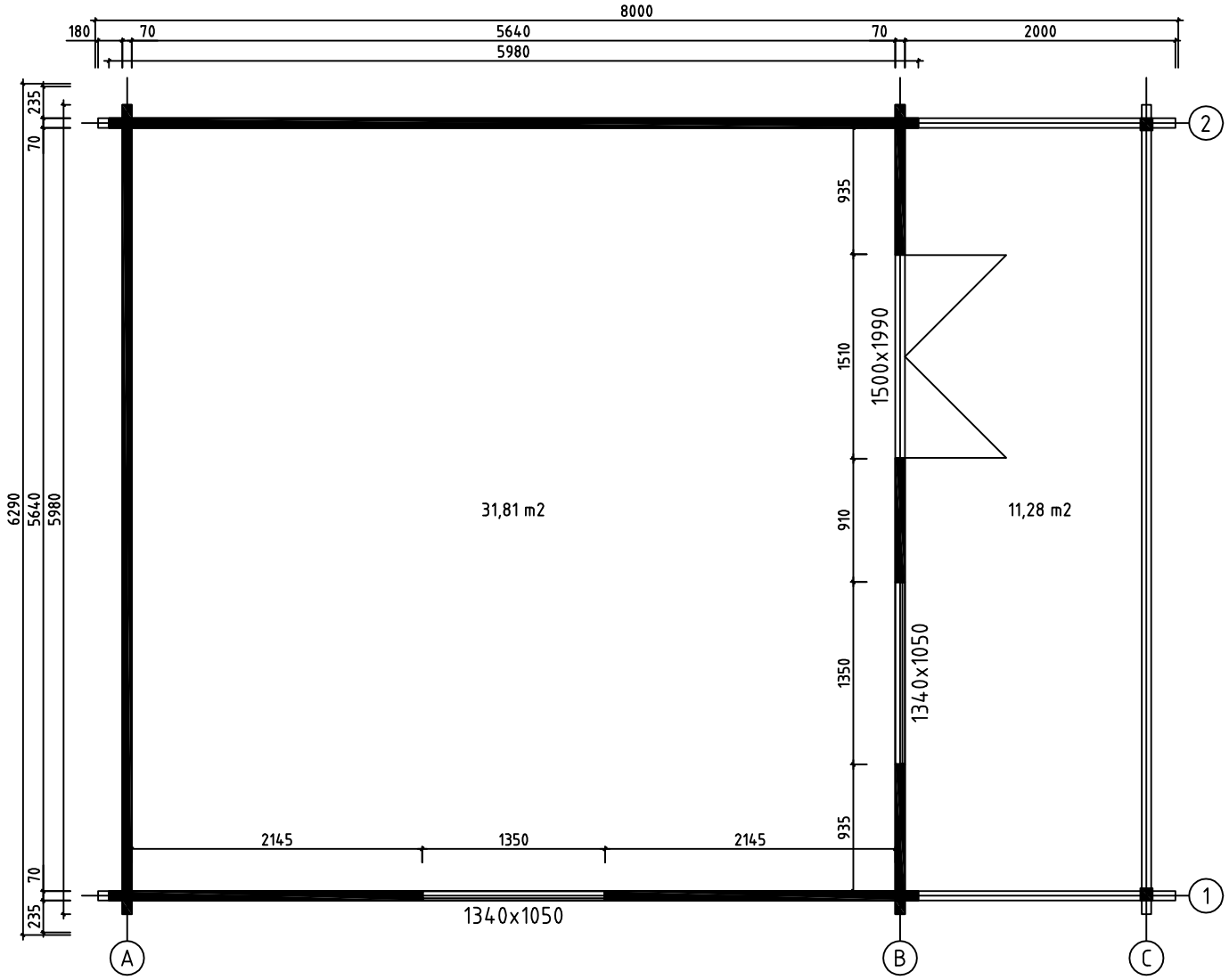

House	Ardeche 70 ISO	Sheet	3
Drawing	PLAN DE MASSE	Scale	1:50
Material	70x135	Date	09.03.2014
Drawer	RP	File	Ardeche 70 ISO.dwg

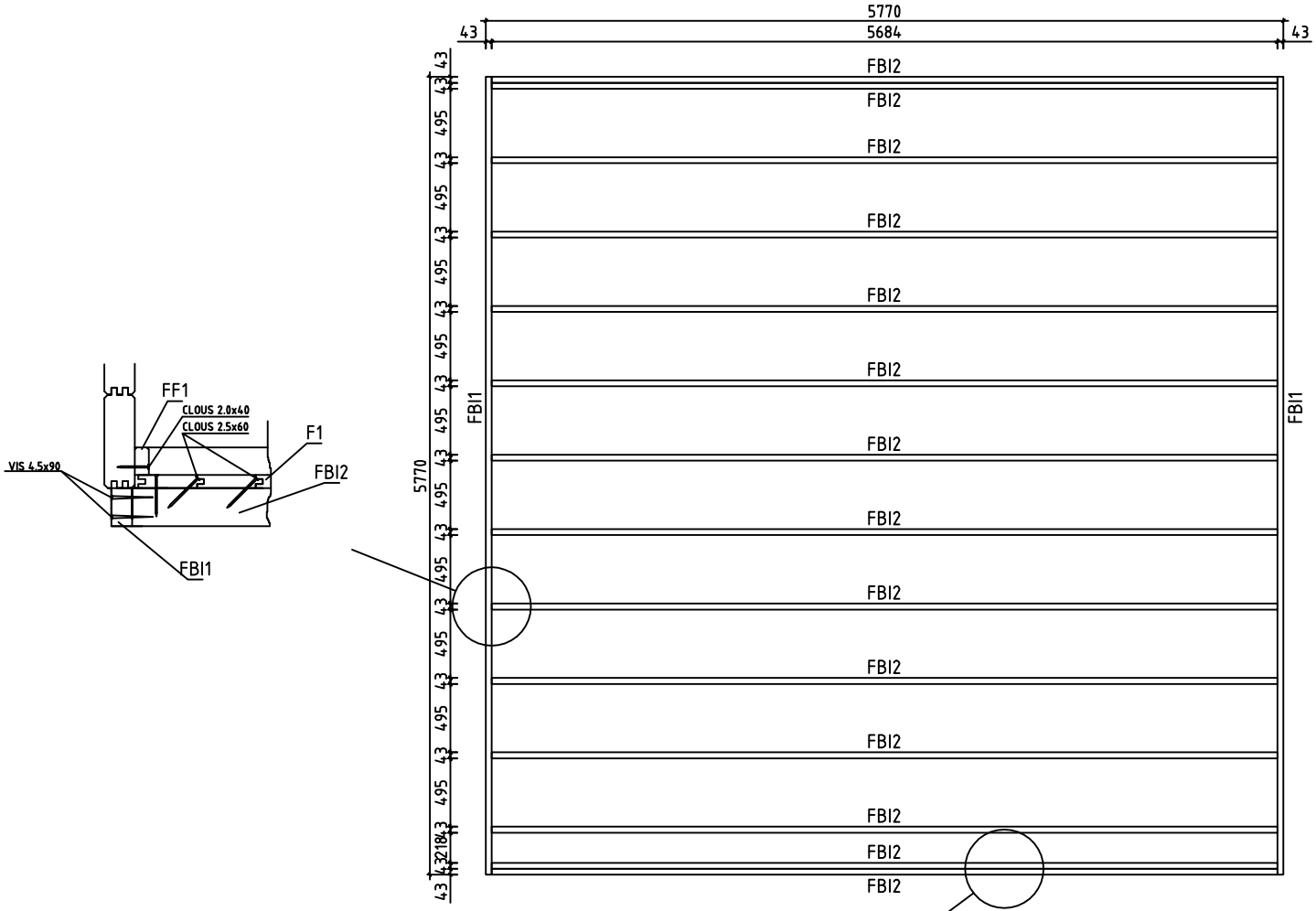

House	Ardeche 70 ISO	Sheet	4
Drawing	FONDATION	Scale	1:50
Material	43x70	Date	09.03.2014
Drawer	RP	File	Ardeche 70 ISO.dwg

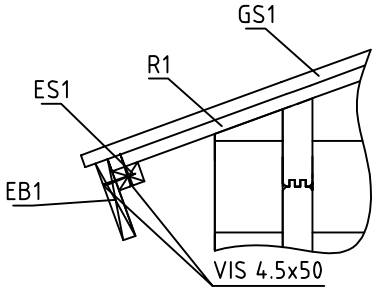

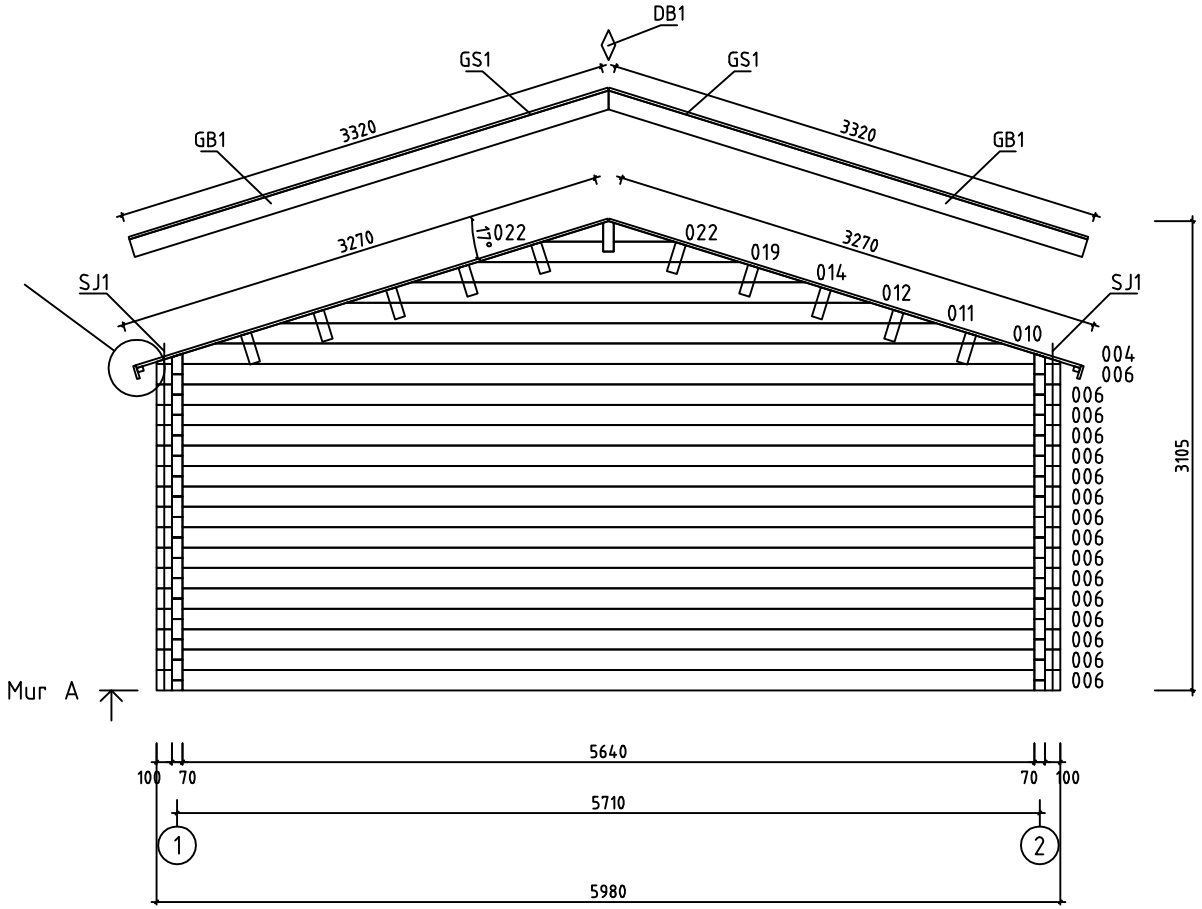

House	Ardeche 70 ISO	Sheet	5
Drawing	MUR A	Scale	1:50
Material	70x135	Date	09.03.2014
Drawer	RP	File	Ardeche 70 ISO.dwg

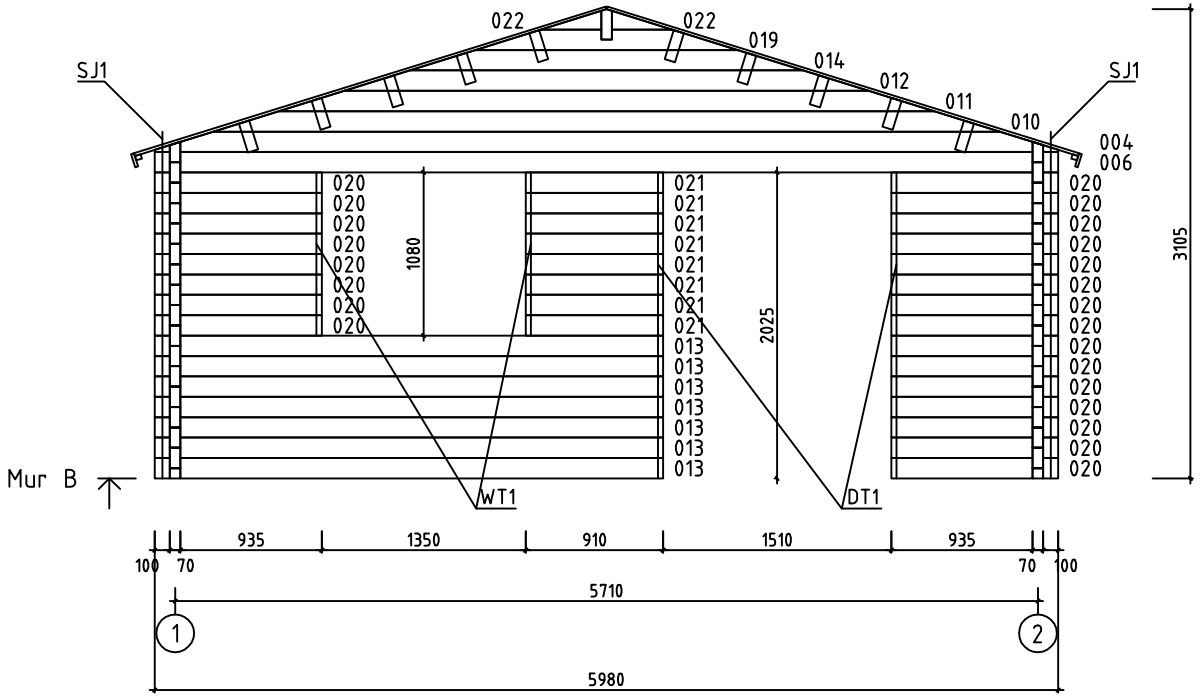

House	Ardeche 70 ISO	Sheet	6
Drawing	MUR B	Scale	1:50
Material	70x135	Date	09.03.2014
Drawer	RP	File	Ardeche 70 ISO.dwg

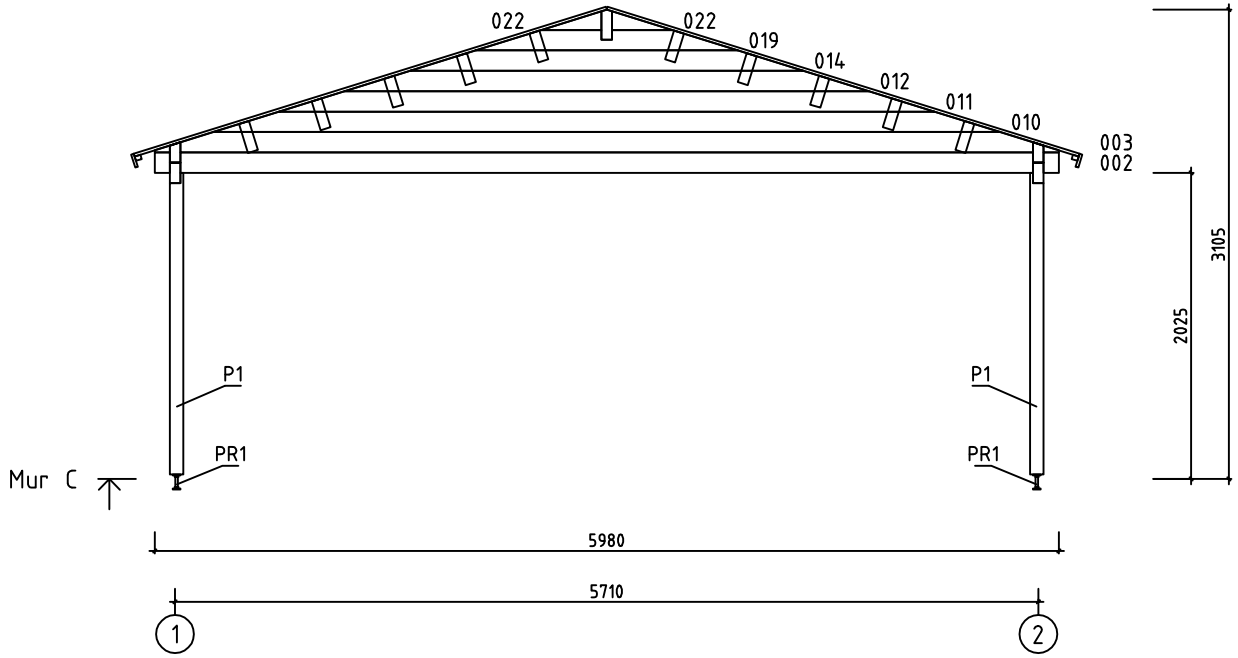

House	Ardeche 70 ISO	Sheet	7
Drawing	MUR C	Scale	1:50
Material	70x135	Date	09.03.2014
Drawer	RP	File	Ardeche 70 ISO.dwg

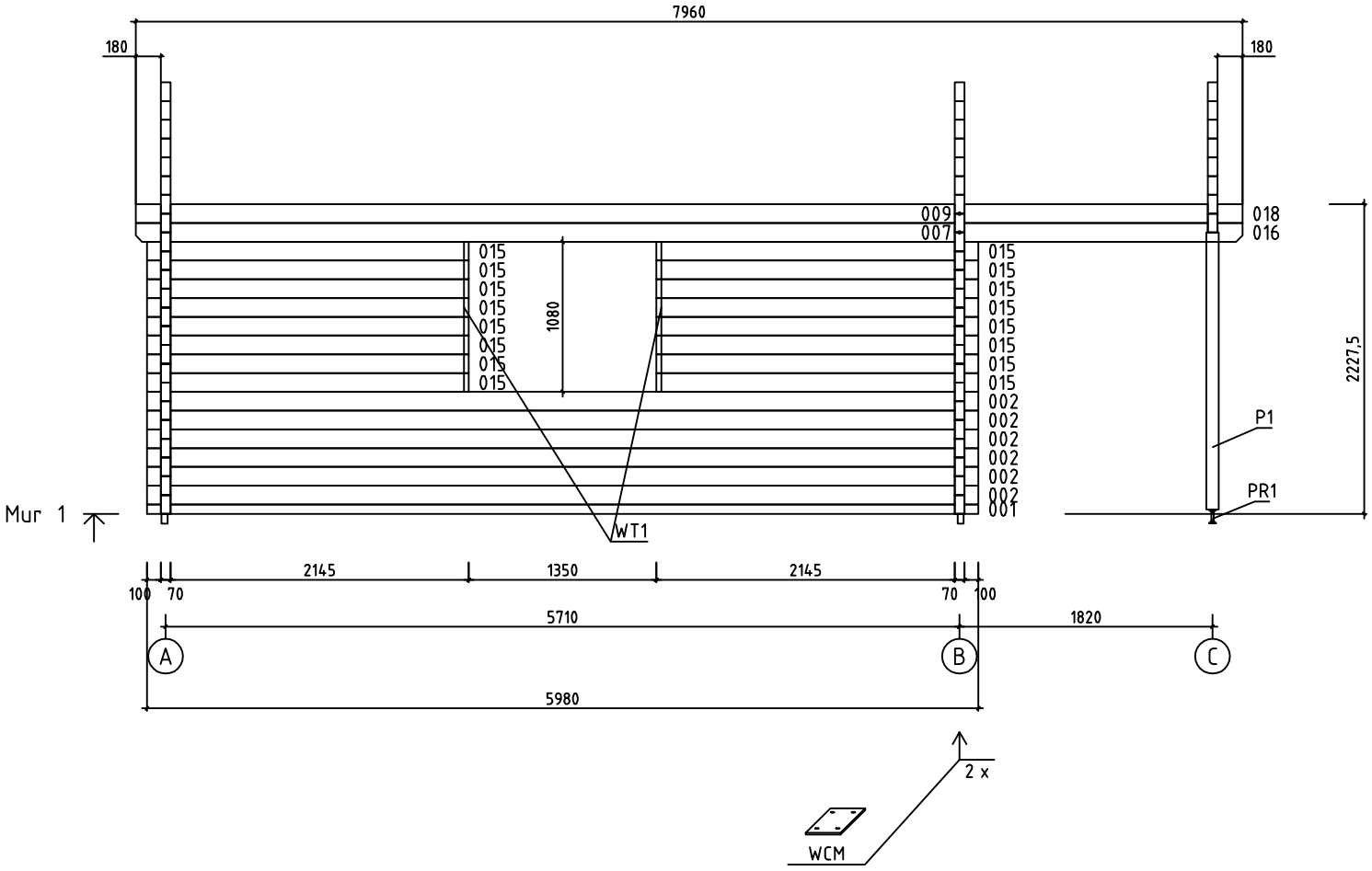

House	Ardeche 70 ISO	Sheet	8
Drawing	MUR 1	Scale	1:50
Material	70x135	Date	09.03.2014
Drawer	RP	File	Ardeche 70 ISO.dwg

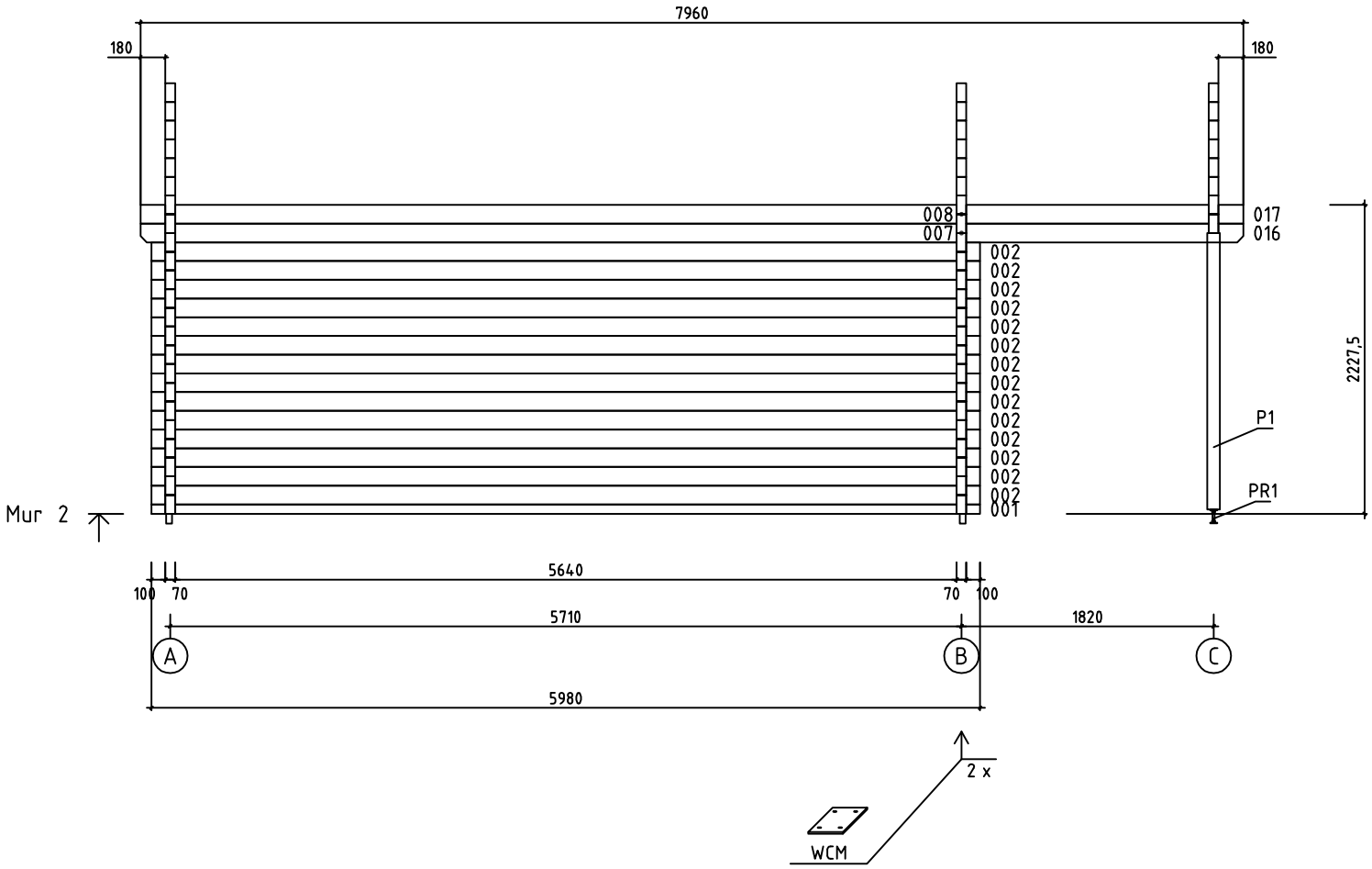

House	Ardeche 70 ISO	Sheet	9
Drawing	MUR 2	Scale	1:50
Material	70x135	Date	09.03.2014
Drawer	RP	File	Ardeche 70 ISO.dwg

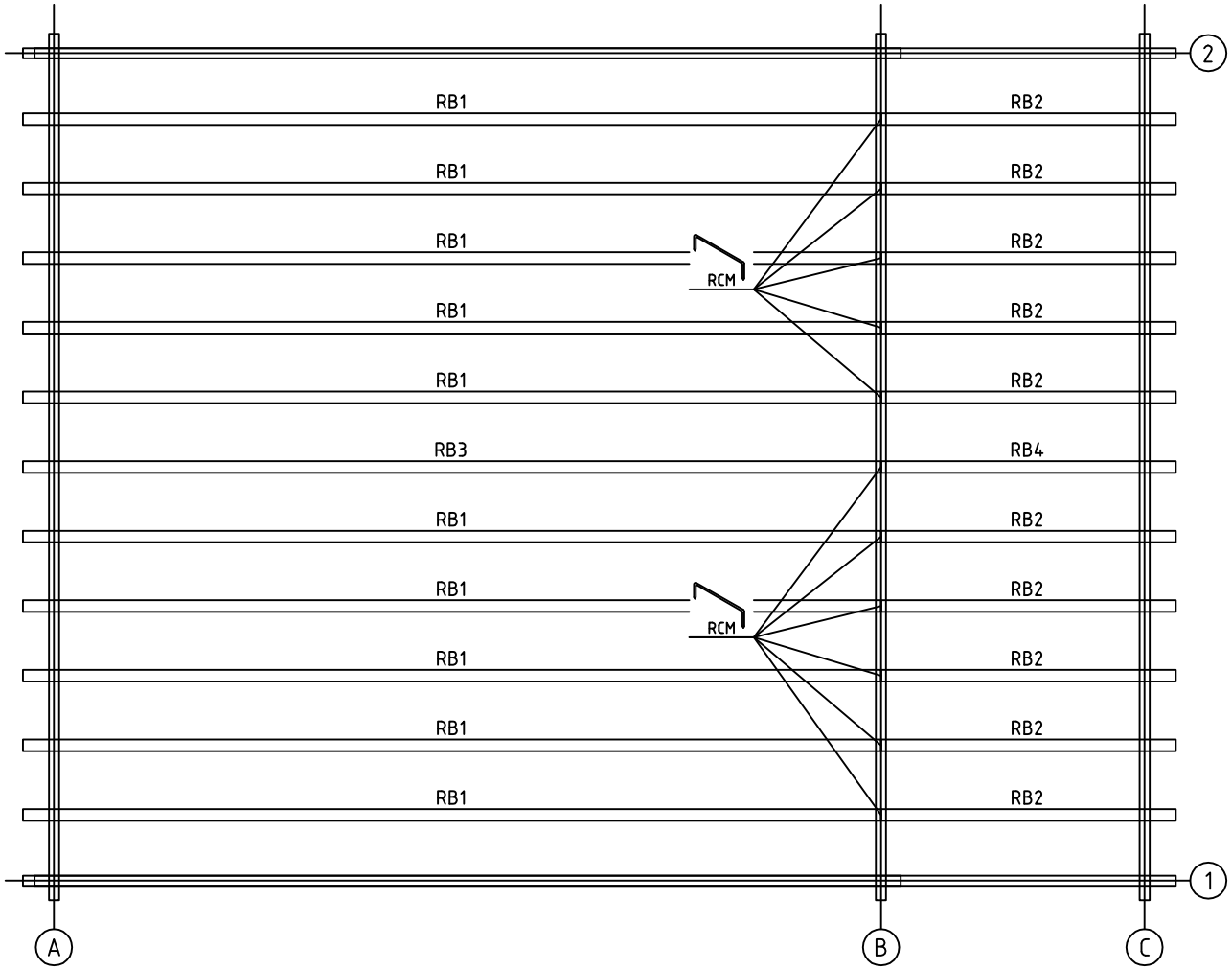

House	Ardeche 70 ISO	Sheet	10
Drawing	SOLIVES DE PLAFOND	Scale	1:50
Material	80x220	Date	09.03.2014
Drawer	RP	File	Ardeche 70 ISO.dwg

Pos	Spécification	Unités	Profil (mm)	L (mm)
001	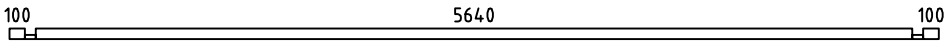	2	70x68	5980
002	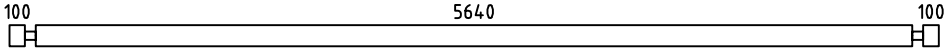	20	70x135	5980
005	MADRIER DE RÉSERVE 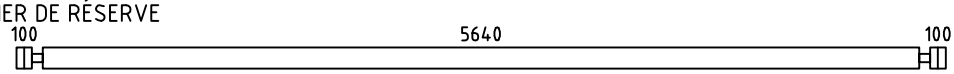	1	70x135	5980
006	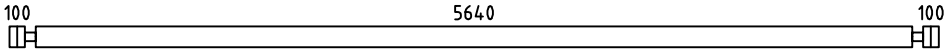	15	70x135	5980
007	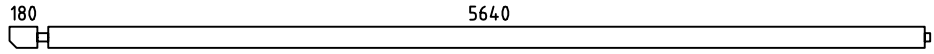	2	70x135	5925
008		1	70x135	5925
009		1	70x135	5925
013	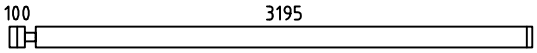	7	70x135	3365
015	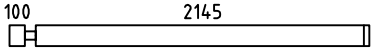	16	70x135	2315
016		2	70x135	2035
017		1	70x135	2035
018		1	70x135	2035
020	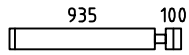	23	70x135	1105
021		8	70x135	910
WA-1 WB-1	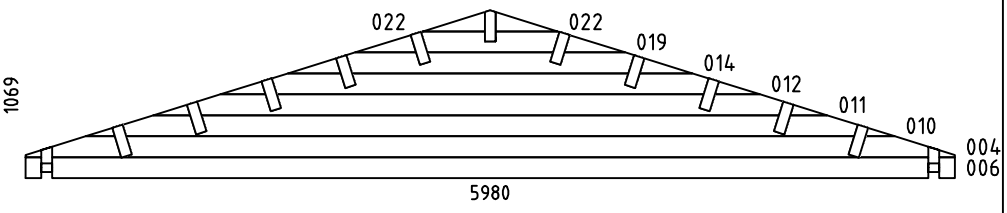	2	70x1069	5980
WC-1	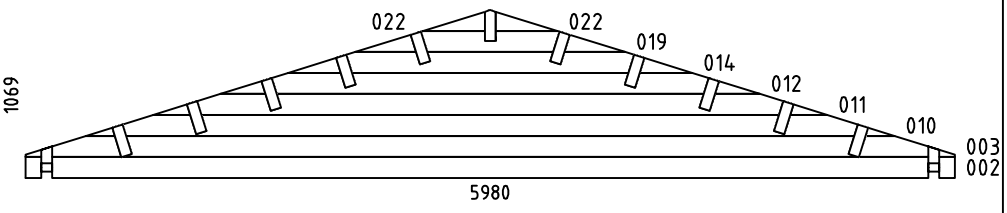	1	70x1069	5980
HB	MADRIERS D´ASSEMBLAGE 	2	70x135	300
RB1	SOLIVES DE PLAFOND 	10	80x220	5925
RB3	SOLIVES DE PLAFOND 	1	80x220	5925
RB2	SOLIVES DE PLAFOND 	10	80x220	2035
RB4	SOLIVES DE PLAFOND 	1	80x220	2035

House Ardeche 70 ISO	Material	File Ardeche 70 ISO.dwg	Sheet 11

Pos	Spécification	Unités	Profil (mm)	L (mm)
FBI1	POUTRES DE FONDATION IMPRÉGNÉS IMM	2	43x70	5770
FBI2	POUTRES DE FONDATION IMPRÉGNÉS IMM	14	43x70	5684
P1	POST 	2	90x90	1995
F1	PLANCHER ou	50+1 65+1	114x19 88x19	5635
R1	VOLIGES ou	140+2 182+2	114x19 88x19	3270
FF1	BAGUETTE DE FINITION DE PLANCHER 		19x35	23m
GB1	PLANCHE DE RIVE 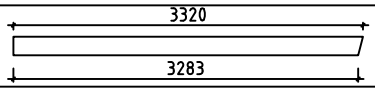	4	19x120	3320
GS1	BAGUETTES POUR FIXER LES PLANCHES DE RIVE	4	19x70	3320
EB1	LATTES SOUS VOLIGES 	4	19x90	3980
ES1	BAGUETTES POUR FIXER LES LATTES SOUS VOLIGES 	4	30x40	3980
DB1	ELÉMENTS DE DÉCORATION 	2	19x90	200
DT1	TASSEAU DE FIXATION POUR PORTES	2	25x19	1990
WT1	TASSEAU DE FIXATION POUR FENÉTRE 	4	25x19	1050
SJ1	TIGES FILETÉS	4	⌀M10	2220
PR1	POST RÉGULATEUR 	2		
WCM	PATTE D´ASSEMBLAGE 	4	50	50
RCM	CONNECTEUR MÉTALLIQUE POUR SOLIVES DE PLAFOND 	11	⌀6	200
	CLOUS POUR FF1	50	⌀2.0	40
	CLOUS POUR F1, R1	2080	⌀2.5	60
	CLOUS POUR LE REVÉTEMENT DE TOIT	800	⌀2.5	20
	VIS POUR WCM	20	⌀3.5	35
	VIS POUR GB1, GS1, EB1, ES1, DB1, P1	130	⌀4.5	50
	VIS POUR 001 FBI1, FBI2	70	⌀4.5	90
	VIS POUR RB1, RB2, RB3, RB4, WA-1, WB-1, WC-1	90	⌀6.0	160
	REVÉTEMENT DE TOIT R = 15m 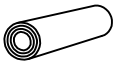	8,0		

House Ardeche 70 ISO	Material	File Ardeche 70 ISO.dwg	Sheet 12

Pos	Spécification	Unités	Profil (mm)	L (mm)
	POIGNÉE DE FENÊTRE (EN KIT) 	4		
	POIGNÉE DE PORTE (EN KIT) 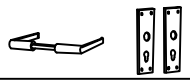	1		
	SERRURE DE PORTE + CLÉS 	1		
	REJET D´EAU POUR DOUBLE FENÉTRE 	2		
	CROISILLONS POUR DOUBLE PORTE 	2		
	CROISILLONS POUR DOUBLE FENÉTRE 	4		
	BORDURE DE PORTE 	1		
	DOUBLE PORTE (droit) ORT_1H P 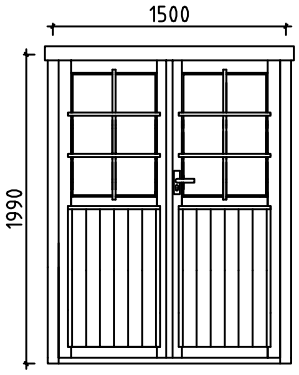	1	1500	1990
	DOUBLE FENÉTRE ORT_1H 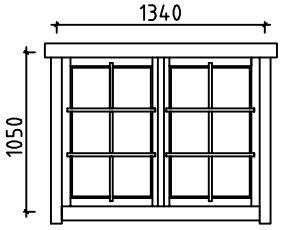	2	1340	1050

House Ardeche 70 ISO	Material	File Ardeche 70 ISO.dwg	Sheet 12

#001	1,2	5980	2
#002	1,2,C	5980	21
#003	C	5980	1
#004	A,B	5980	2
#005		5980	1
#006	A,B	5980	17
#007	1,2	5925	2
#008	2	5925	1
#009	1	5925	1
#010	A,B,C	5206	3
#011	A,B,C	4338	3
#012	A,B,C	3471	3
#013	B	3365	7
#014	A,B,C	2603	3
#015	1	2315	16
#016	1,2	2035	2
#017	2	2035	1
#018	1	2035	1
#019	A,B,C	1735	3
#020	B	1105	23
#021	B	910	8
#022	A,B,C	399	6