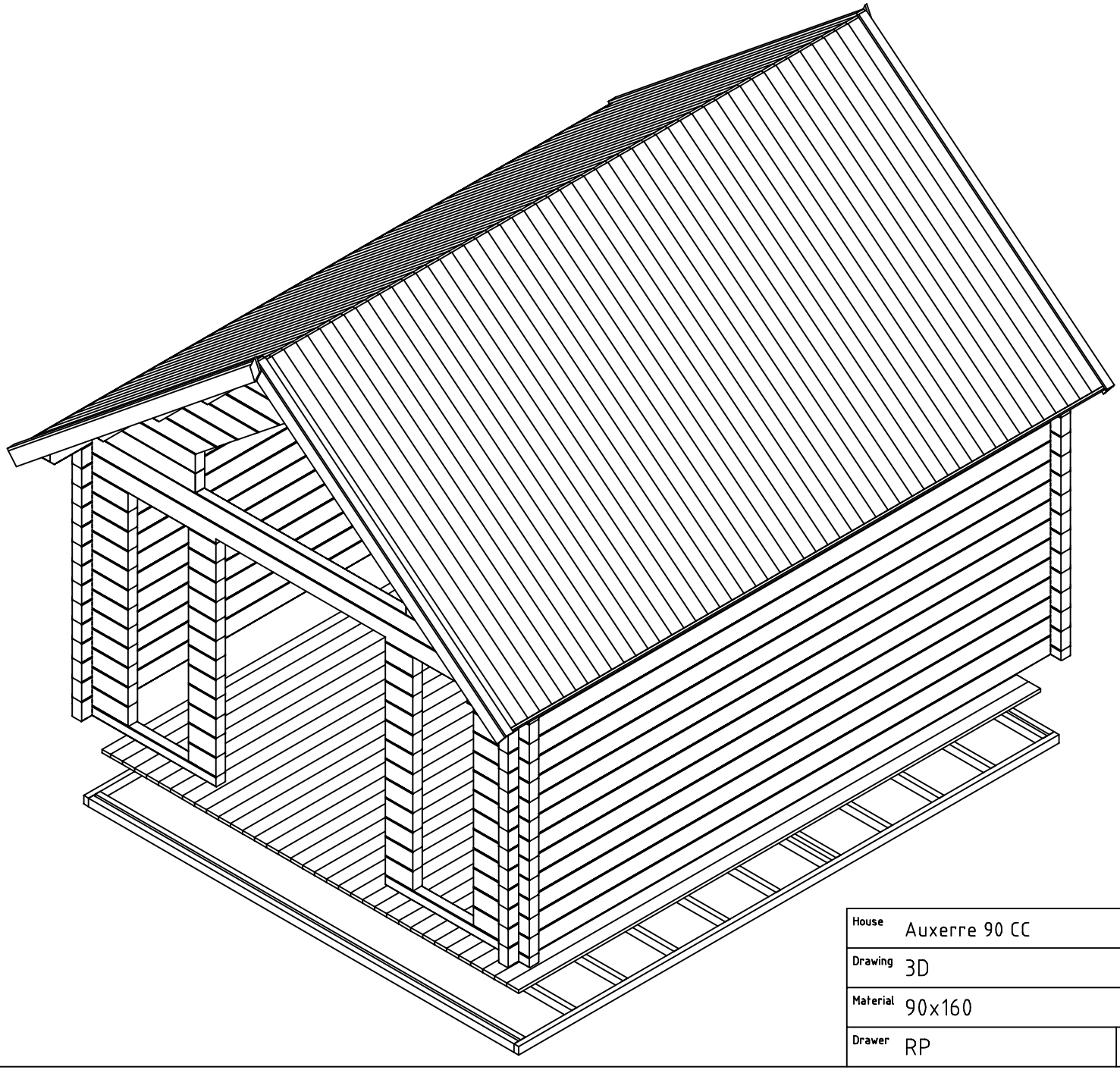

House	Auxerre 90 CC	Sheet	1
Drawing	3D	Scale	
Material	90x160	Date	09.04.2018
Drawer	RP	File	Auxerre 90 CC 3D.dwg

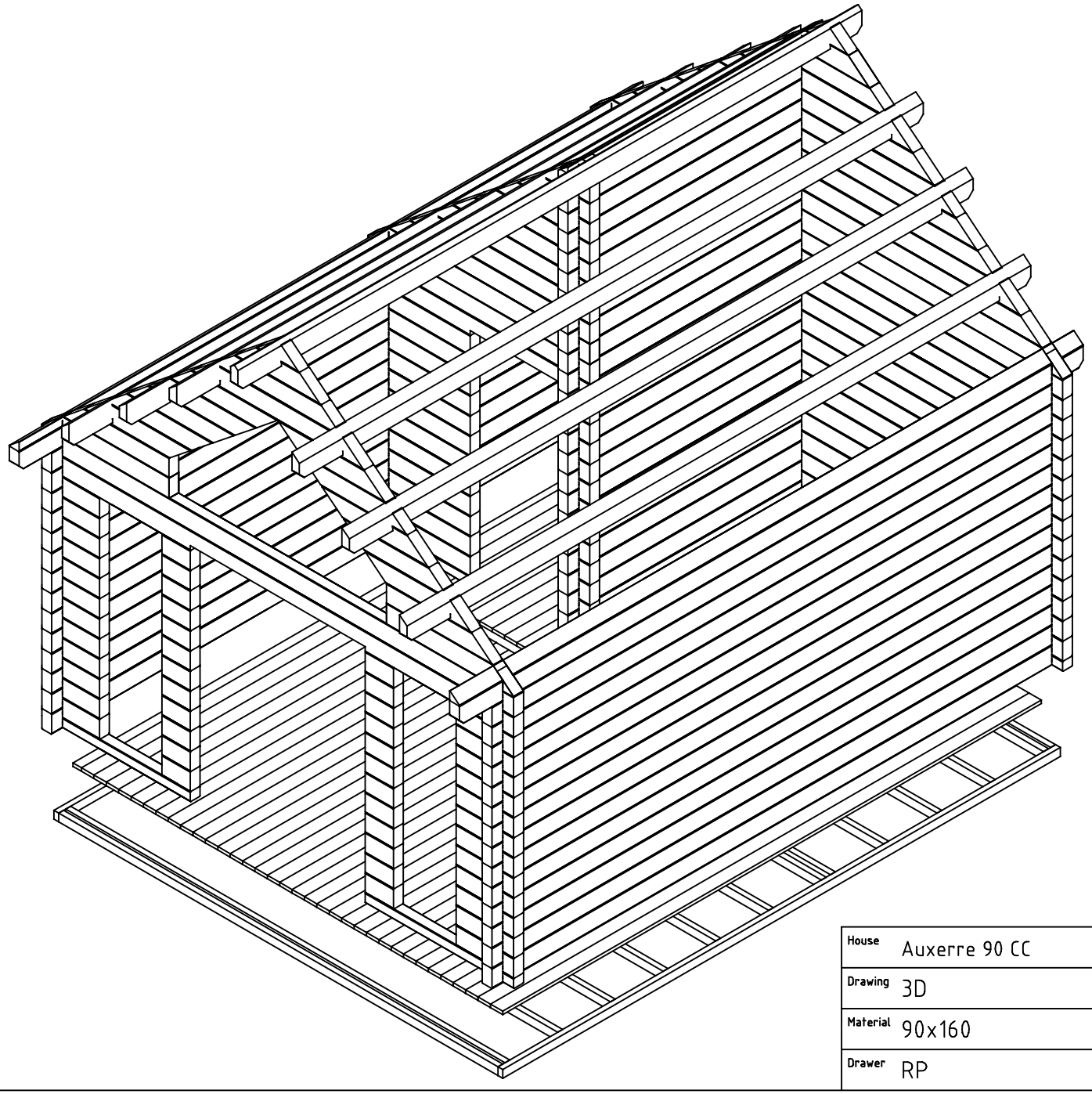

House	Auxerre 90 CC	Sheet	2
Drawing	3D	Scale	
Material	90x160	Date	09.04.2018
Drawer	RP	File	Auxerre 90 CC 3D.dwg

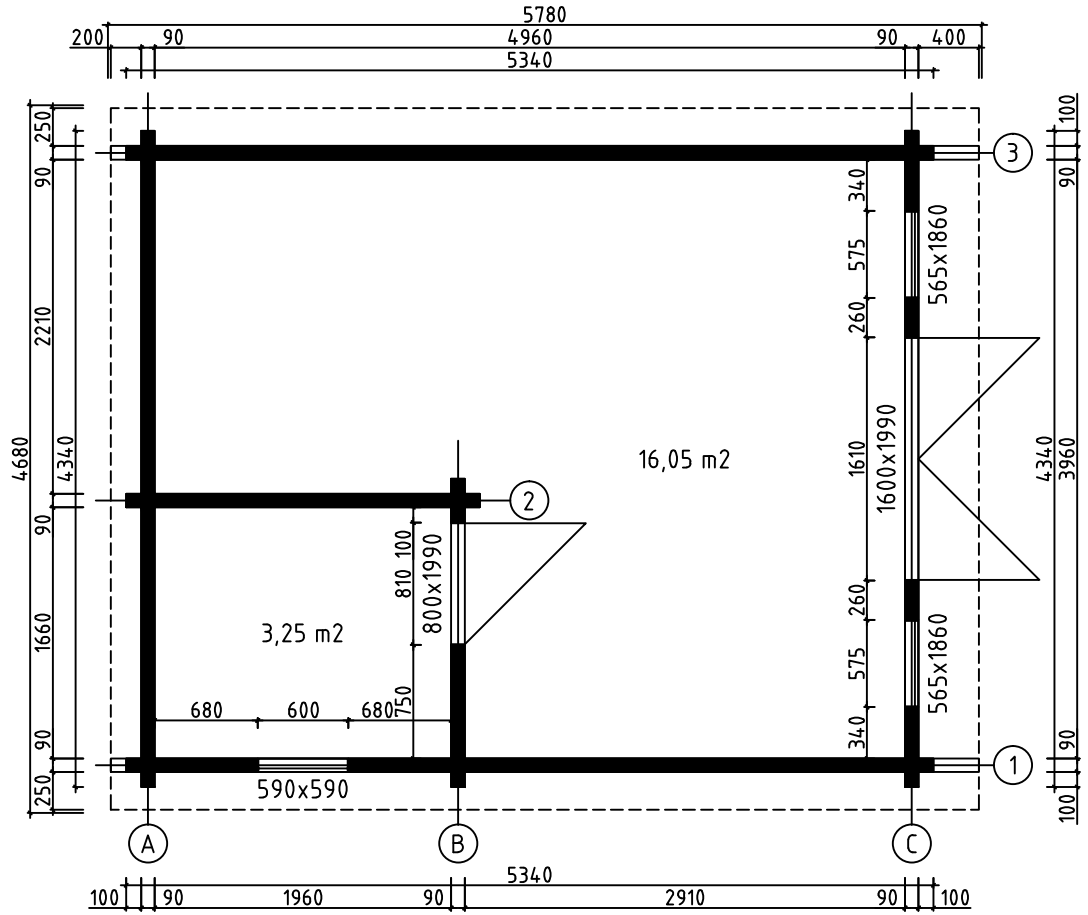

House	Auxerre 90 CC	Sheet	3
Drawing	GROUNDPLAN	Scale	1:50
Material	90x160	Date	09.04.2018
Drawer	RP	File	Auxerre 90 CC.dwg

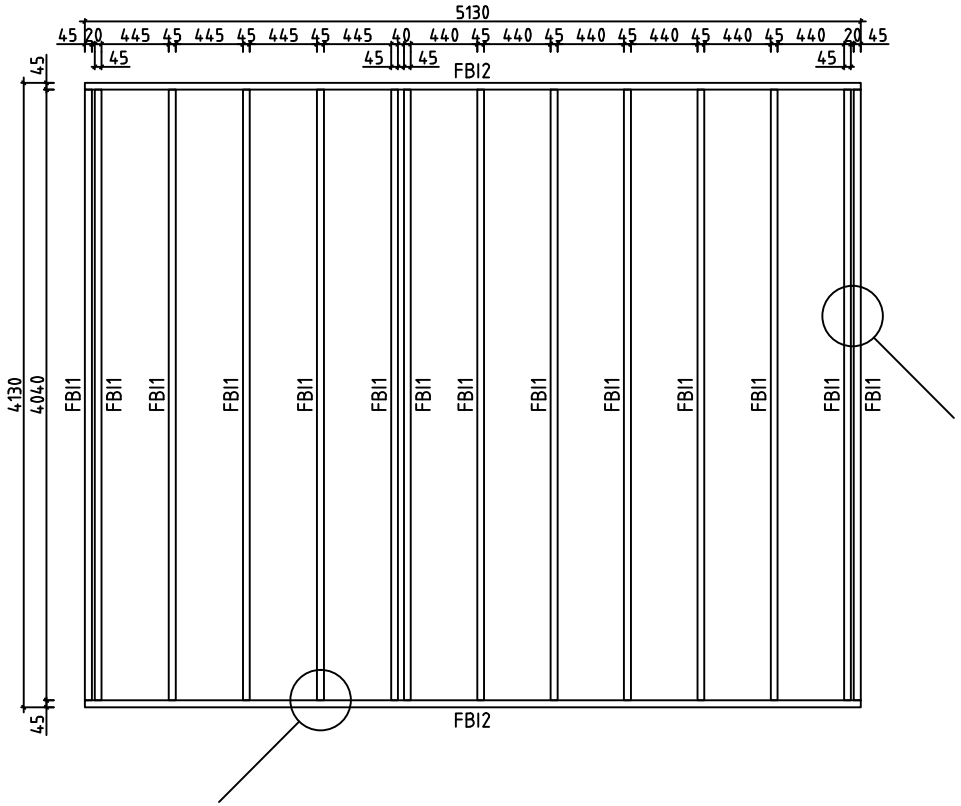

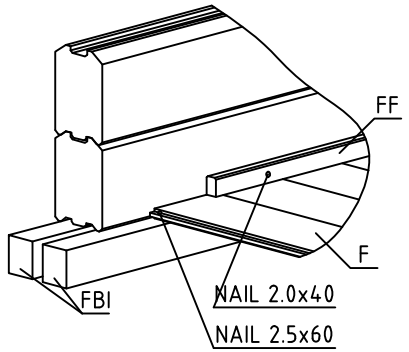

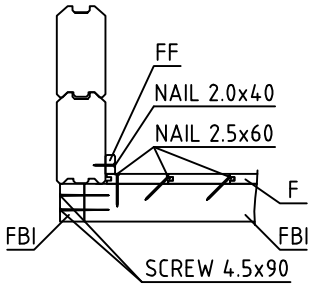

House	Auxerre 90 CC	Sheet	4
Drawing	FLOORBEAMS	Scale	1:50
Material	45x70	Date	09.04.2018
Drawer	RP	File	Auxerre 90 CC.dwg

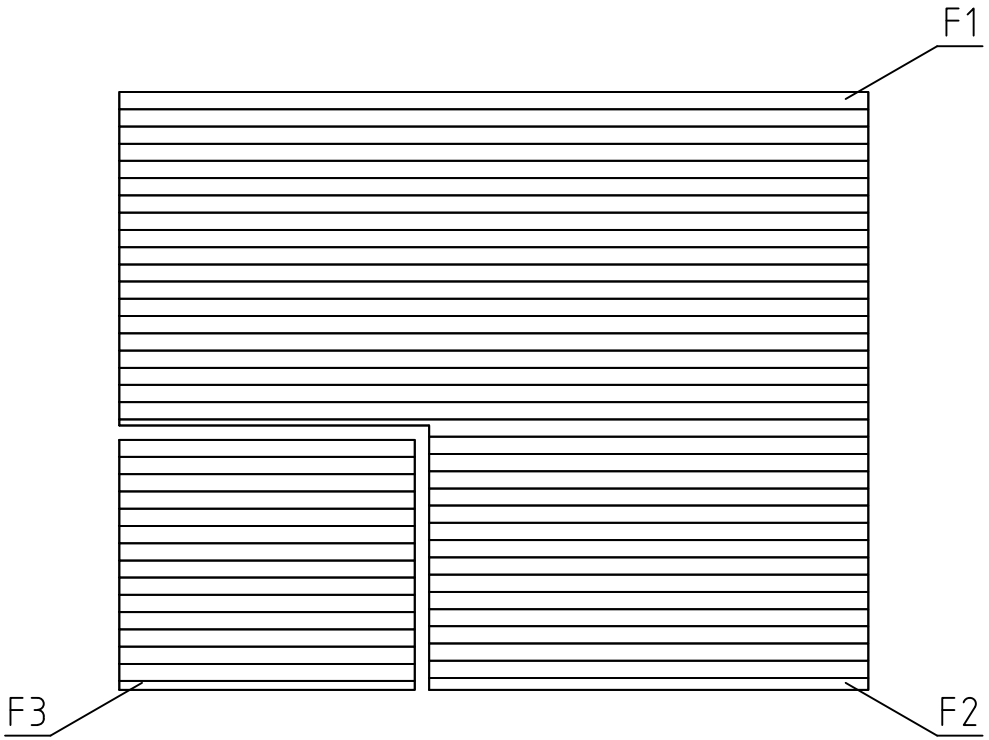

House	Auxerre 90 CC	Sheet	5
Drawing	FLOORBOARD	Scale	1:50
Material	28x114	Date	09.04.2018
Drawer	RP	File	Auxerre 90 CC.dwg

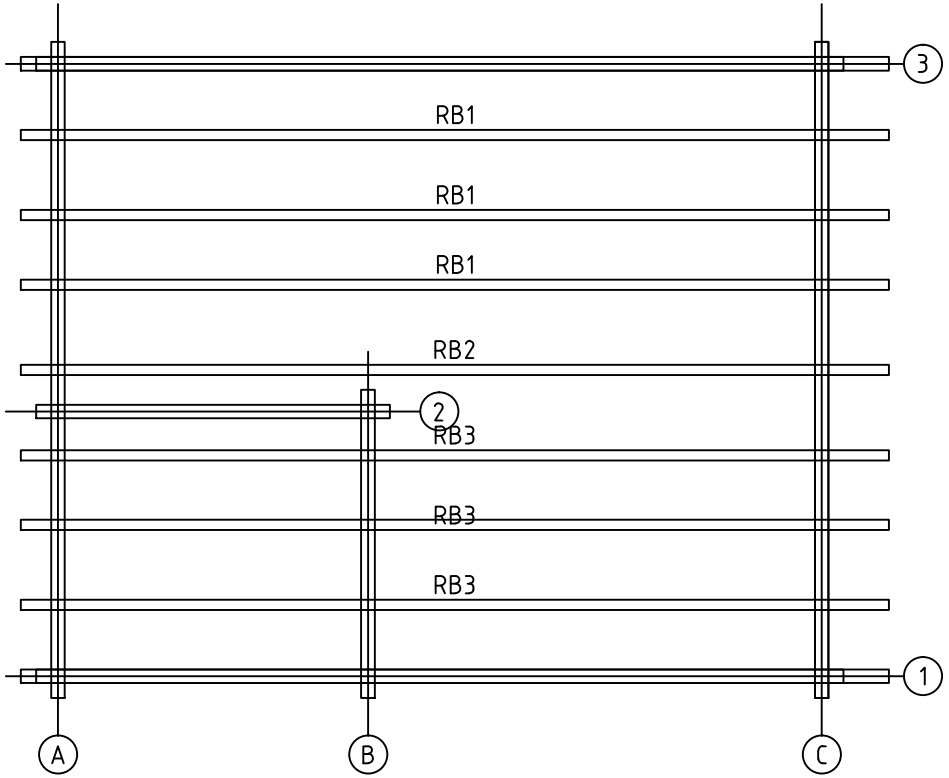

House	Auxerre 90 CC	Sheet	6
Drawing	ROOFBEAMS	Scale	1:50
Material	68x190	Date	09.04.2018
Drawer	RP	File	Auxerre 90 CC.dwg

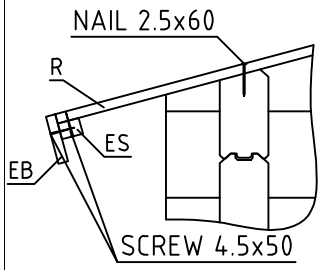

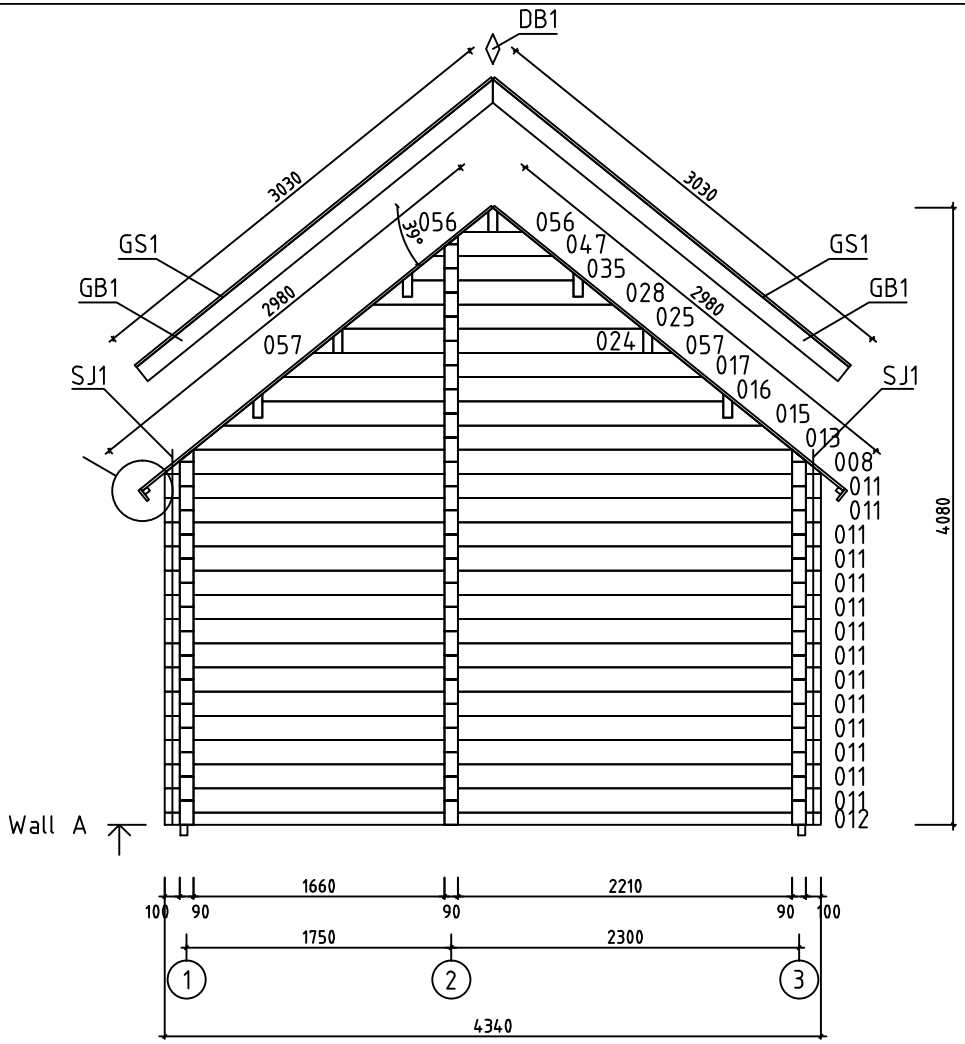

House	Auxerre 90 CC	Sheet	7
Drawing	WALL A	Scale	1:50
Material	90x160	Date	09.04.2018
Drawer	RP	File	Auxerre 90 CC.dwg

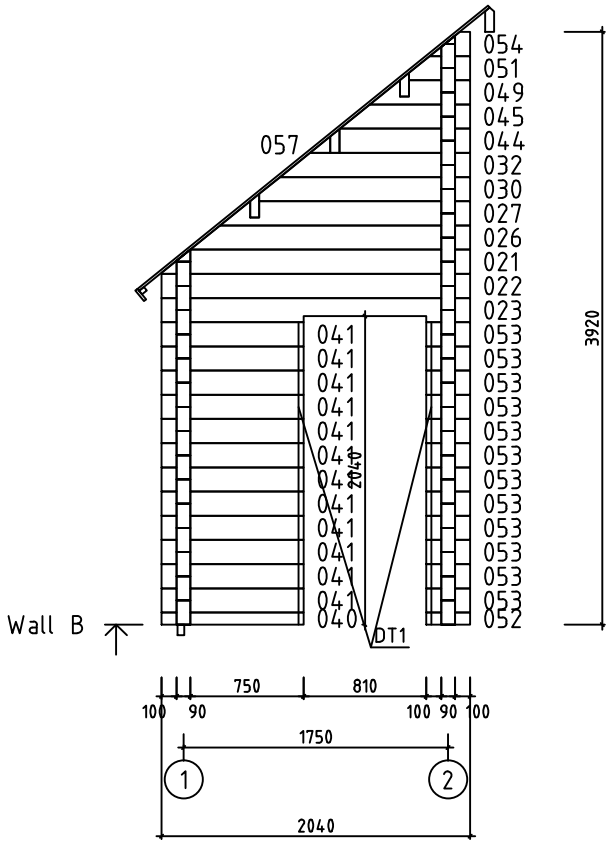

House	Auxerre 90 CC	Sheet	8
Drawing	WALL B	Scale	1:50
Material	90x160	Date	09.04.2018
Drawer	RP	File	Auxerre 90 CC.dwg

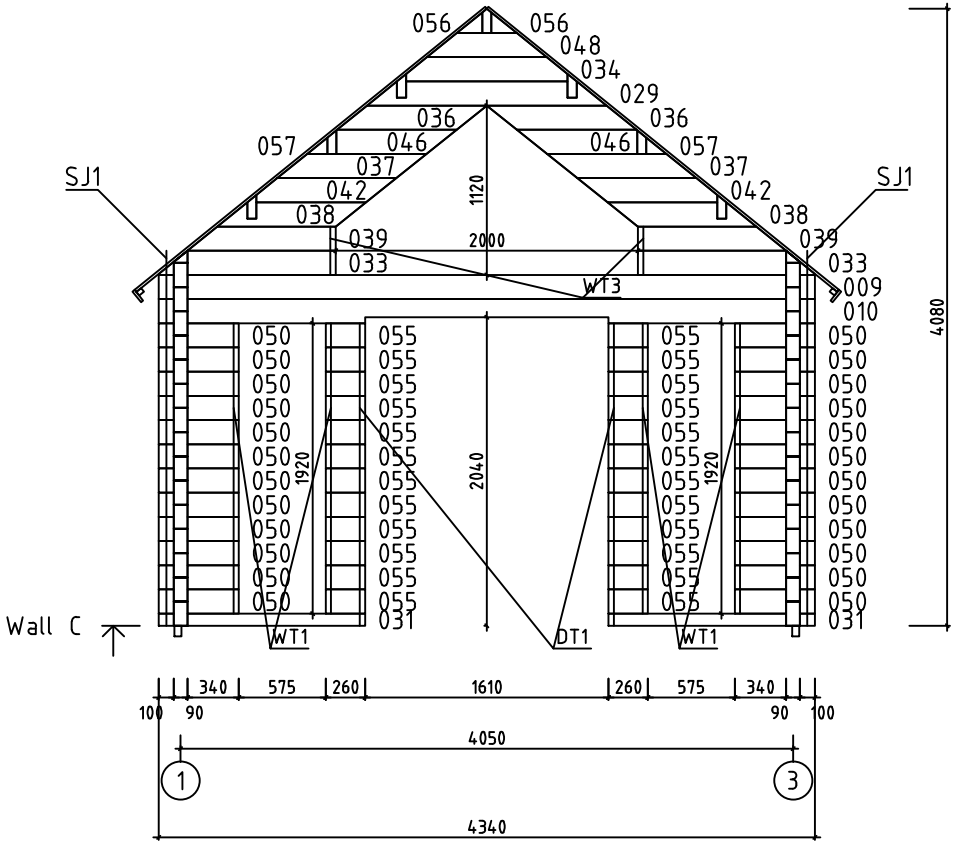

House	Auxerre 90 CC	Sheet	9
Drawing	WALL C	Scale	1:50
Material	90x160	Date	09.04.2018
Drawer	RP	File	Auxerre 90 CC.dwg

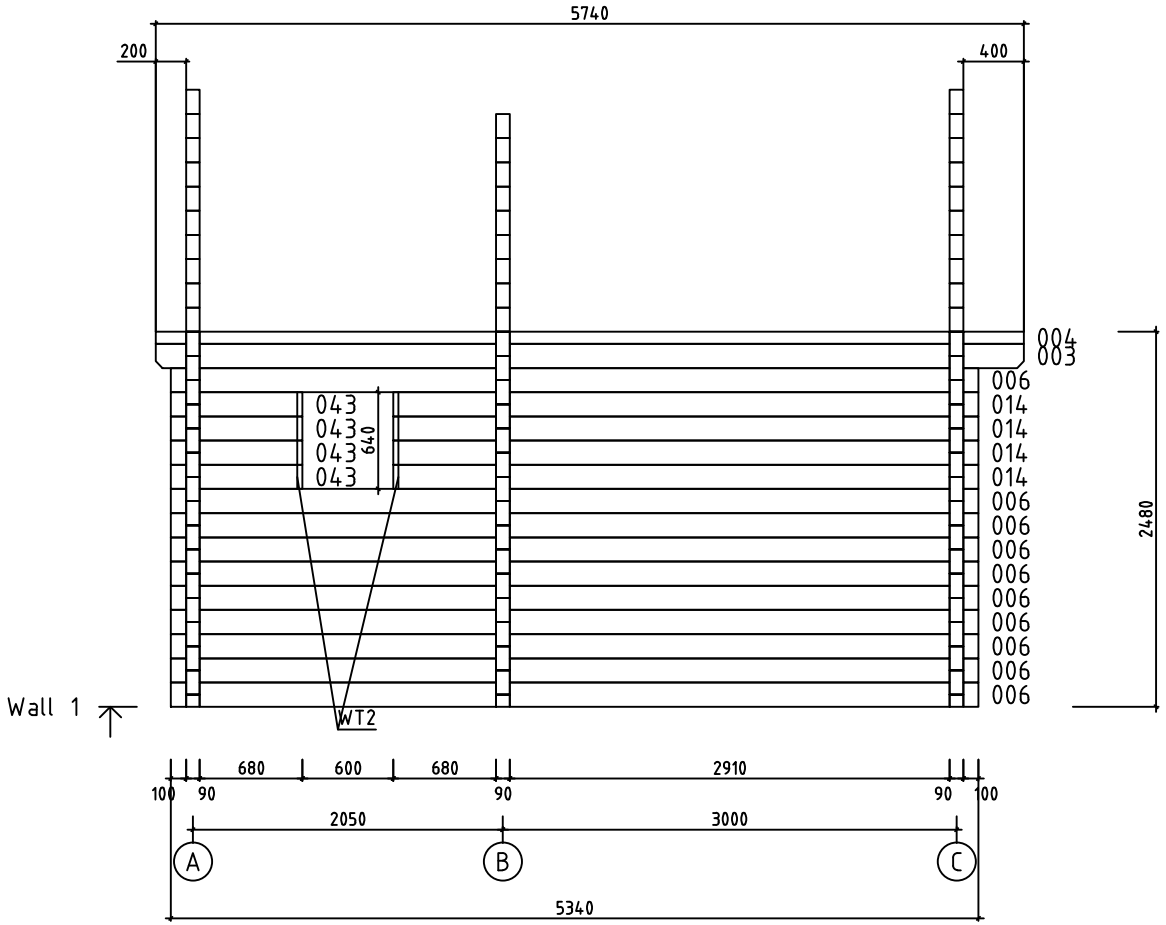

House	Auxerre 90 CC	Sheet	10
Drawing	WALL 1	Scale	1:50
Material	90x160	Date	09.04.2018
Drawer	RP	File	Auxerre 90 CC.dwg

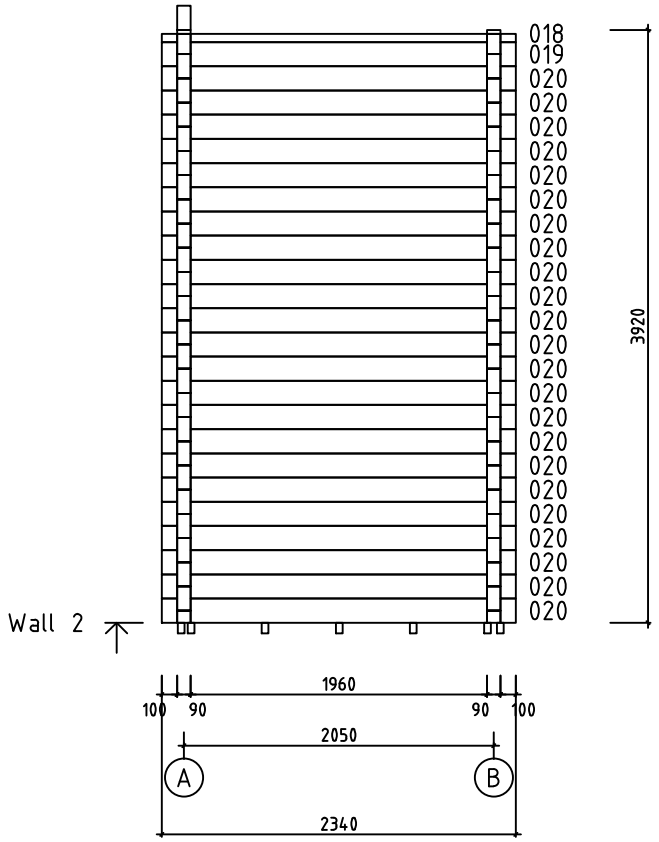

House	Auxerre 90 CC	Sheet	11
Drawing	WALL 2	Scale	1:50
Material	90x160	Date	09.04.2018
Drawer	RP	File	Auxerre 90 CC.dwg

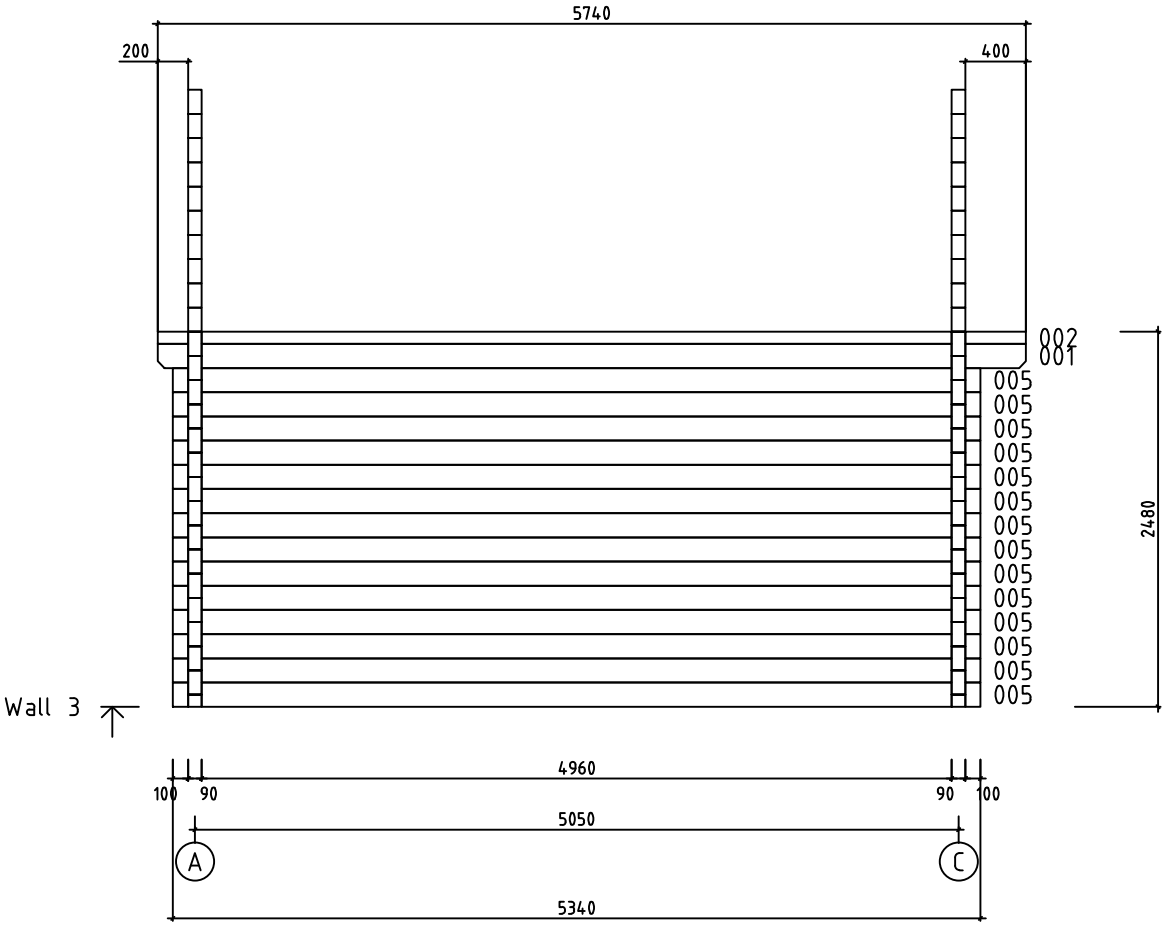

House	Auxerre 90 CC	Sheet	12
Drawing	WALL 3	Scale	1:50
Material	90x160	Date	09.04.2018
Drawer	RP	File	Auxerre 90 CC.dwg

Pos	Specification-Bestimmung-Spécification	PCS	Profile (mm)	L (mm)
001	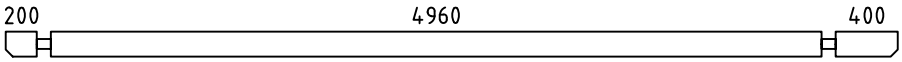	1	90x160	5740
002	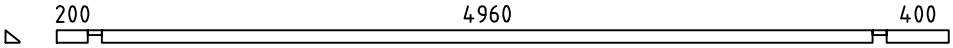	1	90x80	5740
003		1	90x160	5740
004		1	90x80	5740
005	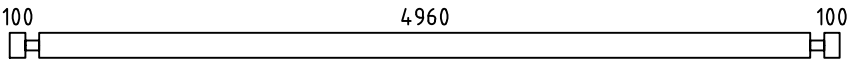	14	90x160	5340
006		10	90x160	5340
007	SPARE BEAM-ERZATZBOHLE-MADRIER DE RÉSERVE 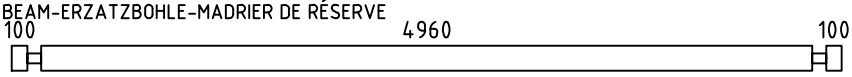	1	90x160	5340
009	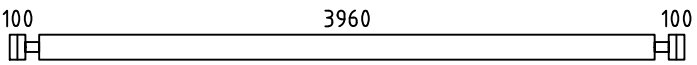	1	90x160	4340
010	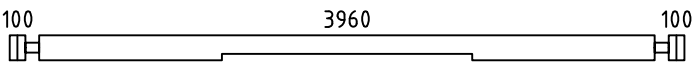	1	90x160	4340
011		14	90x160	4340
012		1	90x80	4340
014	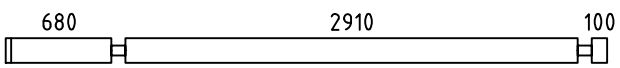	4	90x160	3870
018	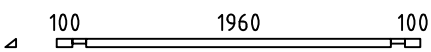	1	90x54	2340
019	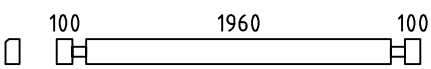	1	90x160	2340
020	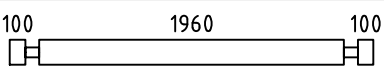	23	90x160	2340
022		1	90x160	2040
023	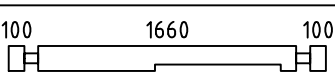	1	90x160	2040
031	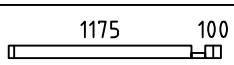	2	90x80	1365
040	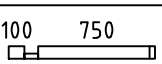	1	90x80	940
041	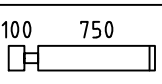	12	90x160	940
043	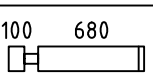	4	90x160	870
050	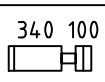	24	90x160	530
052		1	90x80	290
053		12	90x160	290
055		24	90x160	260

House Auxerre 90 CC	Material	File Auxerre 90 CC.dwg	Sheet 13

Pos	Specification-Bestimmung-Spécification	PCS	Profile (mm)	L (mm)
WA-1	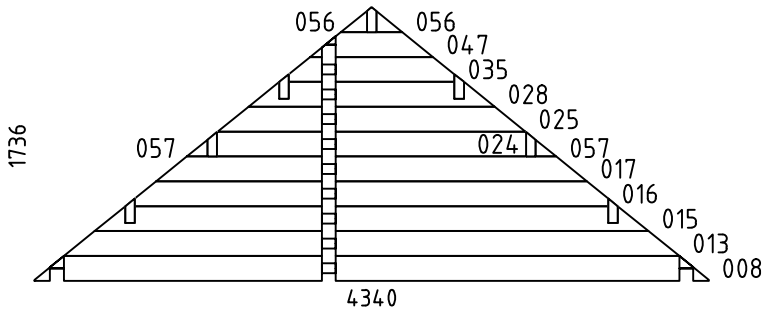	1	90x1736	4340
WB-1	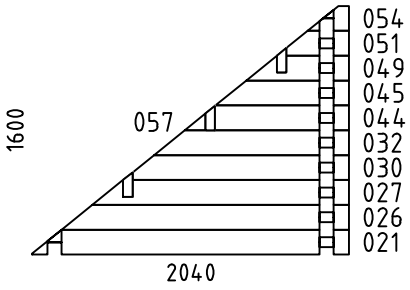	1	90x1600	2040
WC-1	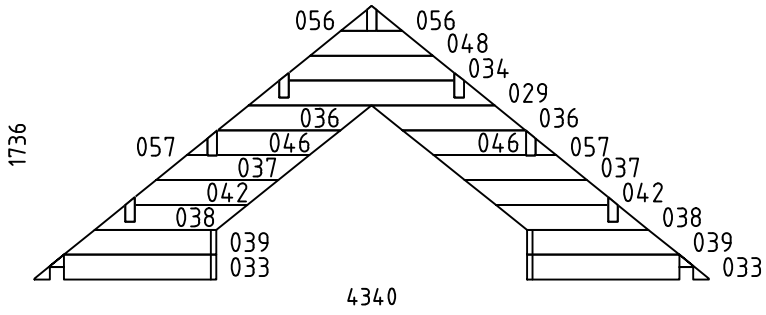	1	90x1736	4340
HB	HIT BLOCK-SCHLAGHÖLZER-MADRIERS D´ASSEMBLAGE 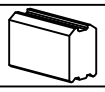	2	90x160	300
FBI2	FLOORBEAMS-FUSSBODENBALKEN-POUTRES DE FONDATION IMPRÉGNÉS IMM	2	45x70	5130
FBI1	FLOORBEAMS-FUSSBODENBALKEN-POUTRES DE FONDATION IMPRÉGNÉS IMM	14	45x70	4040
RB1	ROOFBEAMS-DACHBALKEN-SOLIVES DE PLAFOND 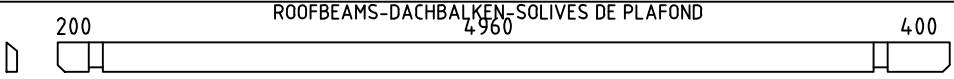	3	68x190	5740
RB3	ROOFBEAMS-DACHBALKEN-SOLIVES DE PLAFOND 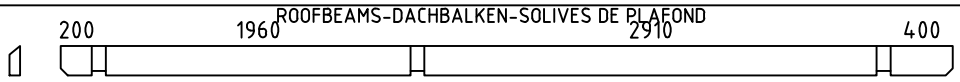	3	68x190	5740
RB2	ROOFBEAMS-DACHBALKEN-SOLIVES DE PLAFOND 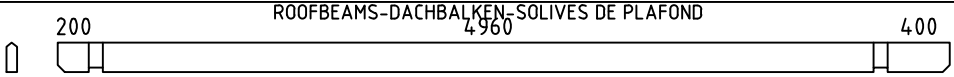	1	68x190	5740
F1	FLOORBOARD-FUSSBODENBRETT-PLANCHER  or-oder-ou	20+1 26+1	28x114 28x88	4955
F2	FLOORBOARD-FUSSBODENBRETT-PLANCHER  or-oder-ou	15+1 20+1	28x114 28x88	2905
F3	FLOORBOARD-FUSSBODENBRETT-PLANCHER  or-oder-ou	15+1 20+1	28x114 28x88	1955
R1	ROOFBOARD-DACHBRETT-VOLIGES  or-oder-ou	102+2 132+2	18x114 18x88	2980
FF1	FLOOR FILLET-FUSSBODENLEISTE-BAGUETTE DE FINITION DE PLANCHER 		18x35	25m
GB1	GABLE BOARD-GIEBELBLENDE-PLANCHE DE RIVE 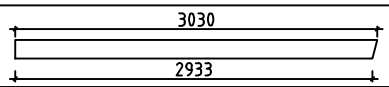	4	18x120	3030
GS1	ROOF FELT FILLET-GIEBELLEISTE-BAGUETTES POUR FIXER LES PLANCHES DE RIVE 	4	18x70	3030

House Auxerre 90 CC	Material	File Auxerre 90 CC.dwg	Sheet 14

Pos	Specification-Bestimmung-Spécification	PCS	Profile (mm)	L (mm)
EB1	EAVE BOARD-TRAUFBRETT-LATTES SOUS VOLIGES	4	18x90	2870
ES1	EAVE SLAT-TRAUFENLEISTE-BAGUETTES POUR FIXER LES LATTES SOUS VOLIGES	4	30x40	2870
DB1	DIAMOND-RAUTE-ELÉMENTS DE DÉCORATION	2	18x90	200
DT1	DOOR ASSEMBLING PROFILE-TÜR INSTALLIERUNGSPROFIL -TASSEAU DE FIXATION POUR PORTES	4	18x25	1950
WT1	WINDOW ASSEMBLING PROFILE-FENSTER INSTALLIERUNGSPROFIL -TASSEAU DE FIXATION POUR FENÉTRE	4	18x25	1870
WT2	WINDOW ASSEMBLING PROFILE-FENSTER INSTALLIERUNGSPROFIL -TASSEAU DE FIXATION POUR FENÉTRE	2	18x25	590
WT3	WINDOW ASSEMBLING PROFILE-FENSTER INSTALLIERUNGSPROFIL -TASSEAU DE FIXATION POUR FENÉTRE	2	18x25	280
SJ1	SCREW JOINT-GEWINDESTANGE -TIGES FILETÉS	4	M10	2400
	NAIL-NAGEL-CLOUS FOR-FÜR-POUR COATING FOR ROOF-BESCHICHTUNG FÜR DACH-REVÉTEMENT DE TOIT	470	⌀2.5	20
	NAIL-NAGEL-CLOUS FOR-FÜR-POUR FF1	60	⌀2.0	40
	NAIL-NAGEL-CLOUS FOR-FÜR-POUR F1, F2, F3, R1	1220	⌀2.5	60
	SCREWS-SCHRAUBEN-VIS FOR-FÜR-POUR GB1, GS1, EB1, ES1, DB1	90	⌀4.5	50
	SCREWS-SCHRAUBEN-VIS FOR-FÜR-POUR FBI1, FBI2, 018	60	⌀4.5	90
	SCREWS-SCHRAUBEN-VIS FOR-FÜR-POUR 002, 004, 012, 031, 040, 052	30	⌀5.0	120
	SCREWS-SCHRAUBEN-VIS FOR-FÜR-POUR RB1, RB2, RB3 WA-1, WB-1, WC-1	80	⌀6.0	160
	COATING FOR ROOF-BESCHICHTUNG FÜR DACH-REVÉTEMENT DE TOIT	4,0	R = 15m	
	DOUBLEDOOR-DOPPELTÜR-DOUBLE PORTE (right-rechts-droit) ORT_1H P	1	1600	1990
		1		
		1		
		1		

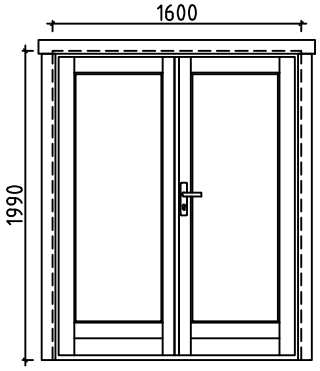

House Auxerre 90 CC	Material	File Auxerre 90 CC.dwg	Sheet 15

Pos	Specification-Bestimmung-Spécification	PCS	Profile (mm)	L (mm)
	INNER DOOR-INNENTÜR-PORTE INTÉRIEURE (right-rechts-droit) AST P	1	800	1990
	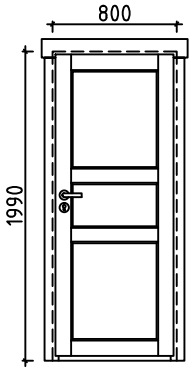 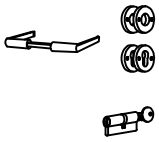	1 1		
	WINDOW-FENSTER-FENÉTRE (1x right-rechts-droit; 1x left-links-gauche) ORT__1H P+V	1+1	565	1860
	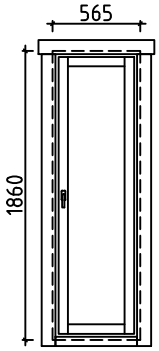 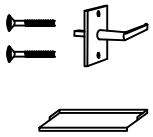	2 2		
	WINDOW-FENSTER-FENÉTRE (right-rechts-droit) ORT__1H P	1	590	590
	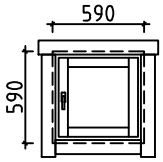 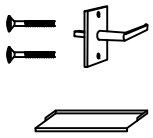	1 1		
	WINDOW-FENSTER-FENÉTRE (closed-feststehend-fermé) ORT__1H__K	1	1990	1070
	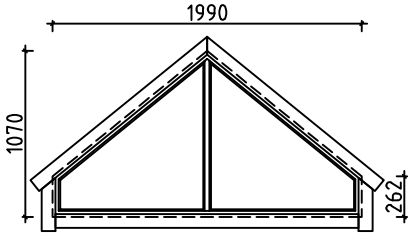			

House Auxerre 90 CC	Material	File Auxerre 90 CC.dwg	Sheet 16

#001	3	5740	1
#002	3	5740	1
#003	1	5740	1
#004	1	5740	1
#005	3	5340	14
#006	1	5340	10
#007	4	5340	1
#008	A	4340	1
#009	C	4340	1
#010	C	4340	1
#011	A	4340	14
#012	A	4340	1
#013	A	3960	1
#014	1	3870	4
#015	A	3564	1
#016	A	3048	1
#017	A	2772	1
#018	2	2340	1
#019	2	2340	1
#020	2	2340	23
#021	B	2040	1
#022	B	2040	1
#023	B	2040	1
#024	A	1988	1
#025	A	1980	1
#026	B	1850	1
#027	B	1652	1
#028	A	1584	1
#029	C	1584	1
#030	B	1394	1
#031	C	1365	2
#032	B	1256	1
#033	C	1170	2
#034	C	1068	1
#035	A	1068	1
#036	C	990	2
#037	C	986	2
#038	C	982	2
#039	C	980	2
#040	B	940	1
#041	B	940	12
#042	C	924	2
#043	1	870	4
#044	B	864	1
#045	B	860	1
#046	C	794	2
#047	A	792	1
#048	C	792	1
#049	B	662	1
#050	C	530	24
#051	B	404	1
#052	B	290	1
#053	B	290	12
#054	B	266	1
#055	C	260	24
#056	A,C	168	4
#057	A,B,C	134	5