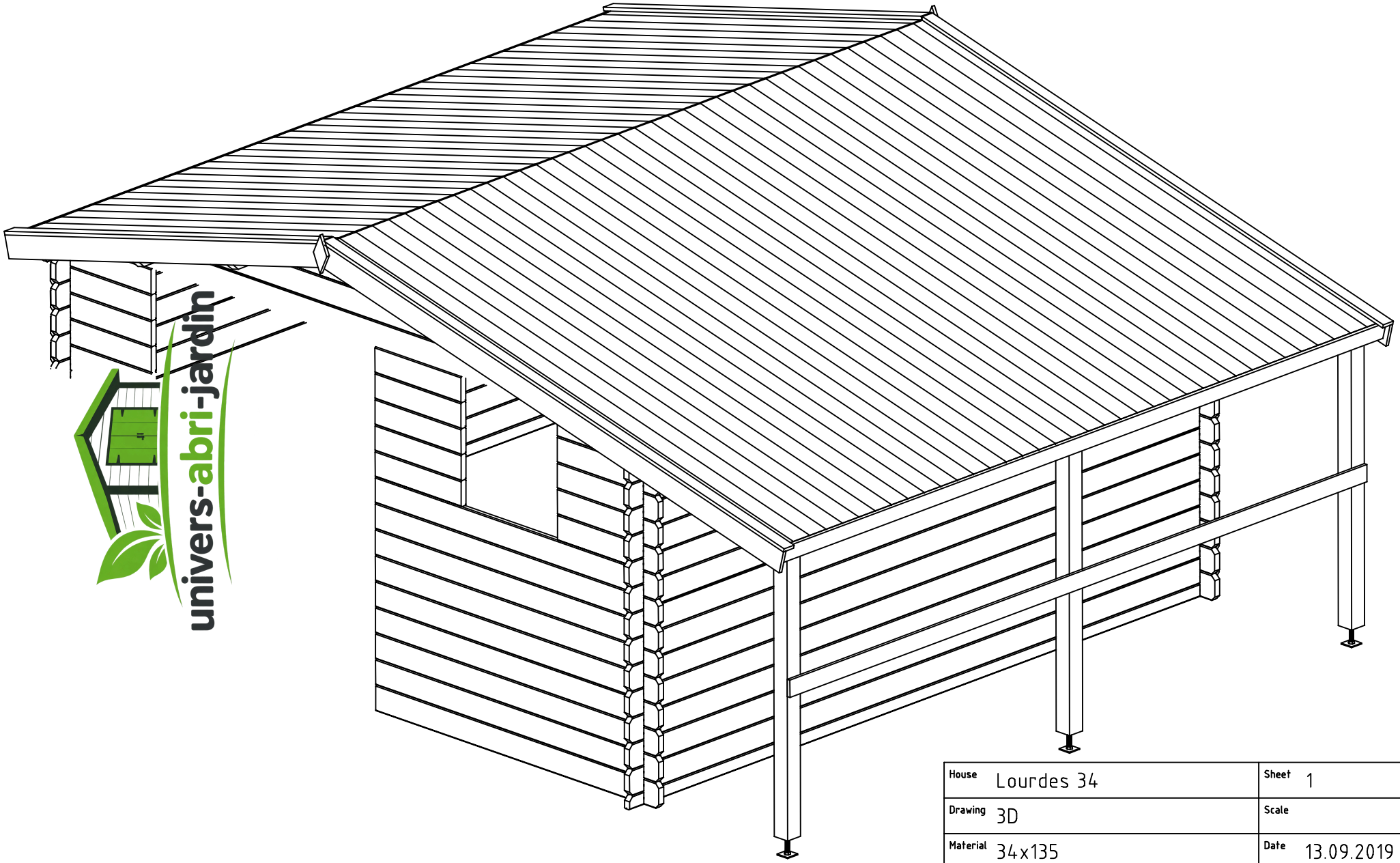

univers-abri-jardin

House	Lourdes 34	Sheet	1
Drawing	3D	Scale	
Material	34x135	Date	13.09.2019
Drawer	RP	File	Lourdes 34 3D.dwg

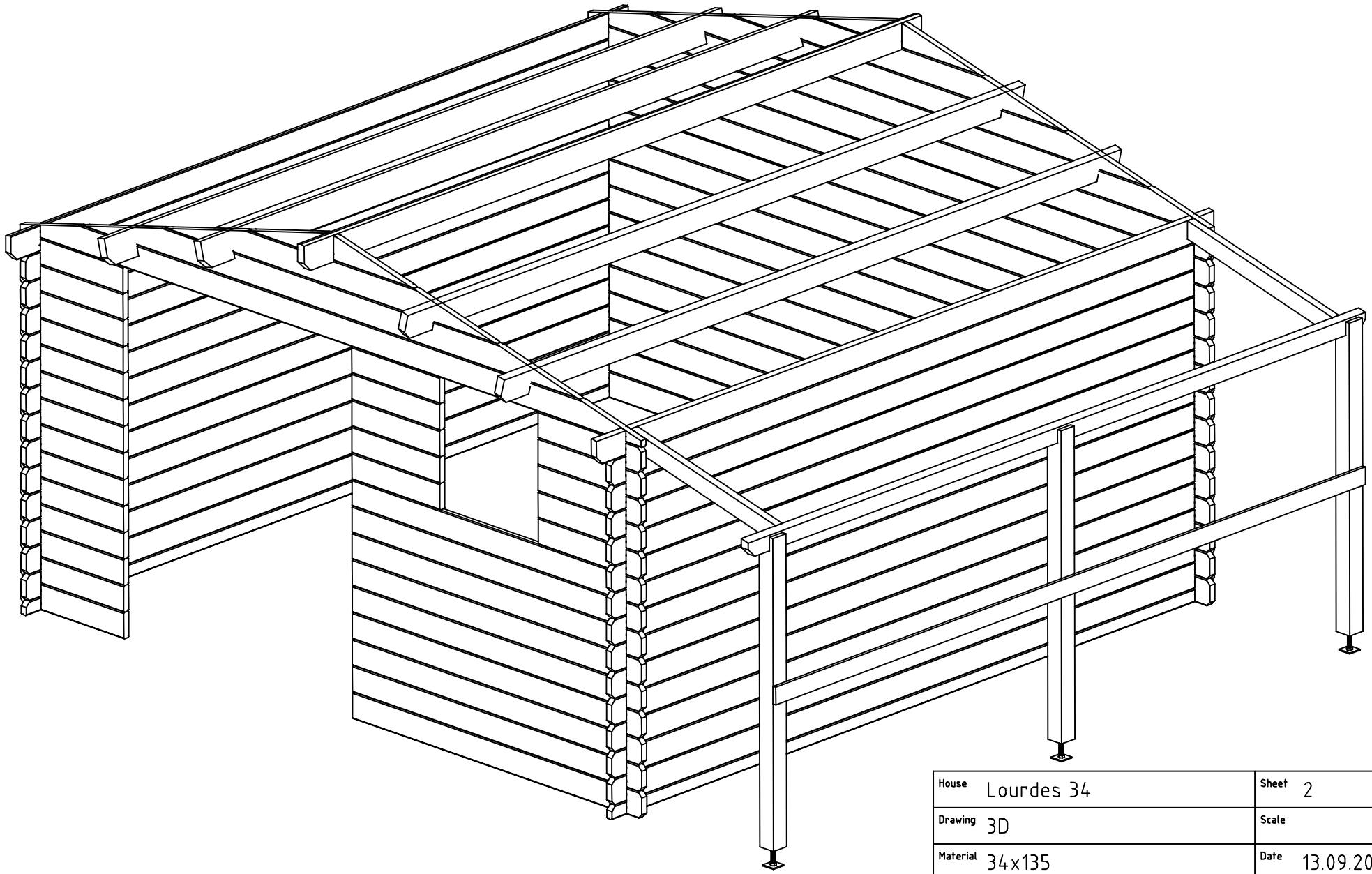

House	Lourdes 34	Sheet	2
Drawing	3D	Scale	
Material	34x135	Date	13.09.2019
Drawer	RP	File	Lourdes 34 3D.dwg

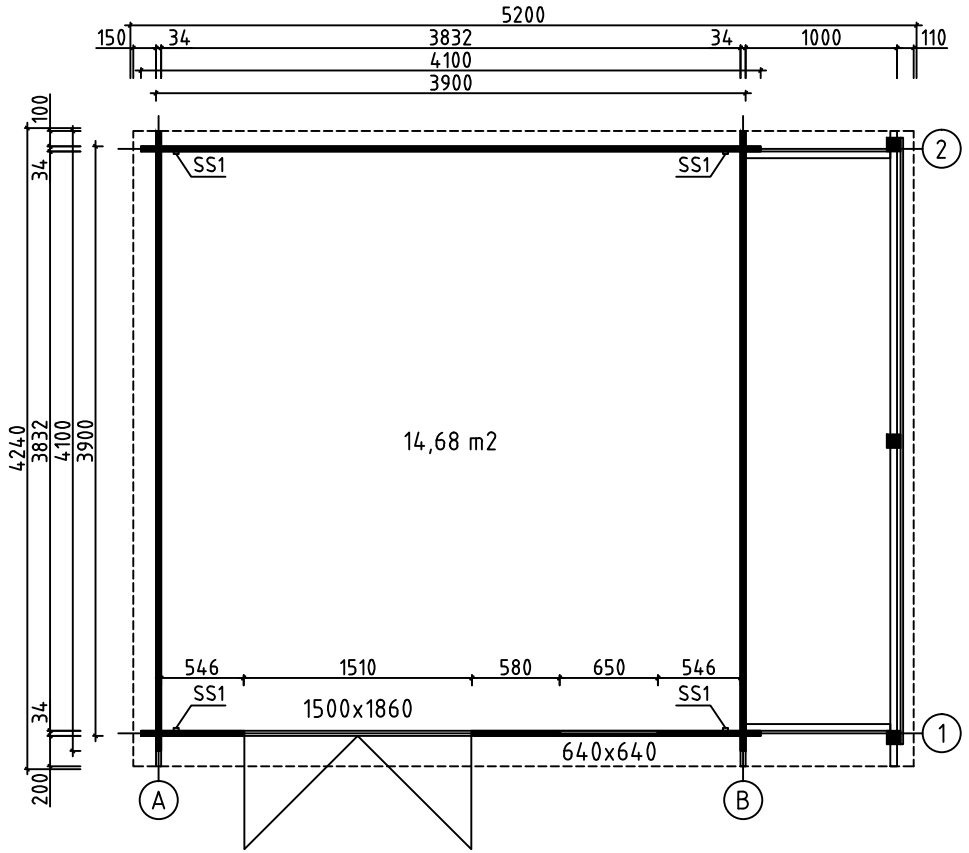

House	Lourdes 34	Sheet	3
Drawing	GROUNDPLAN	Scale	1:50
Material	34x135	Date	13.09.2019
Drawer	RP	File	Lourdes 34.dwg

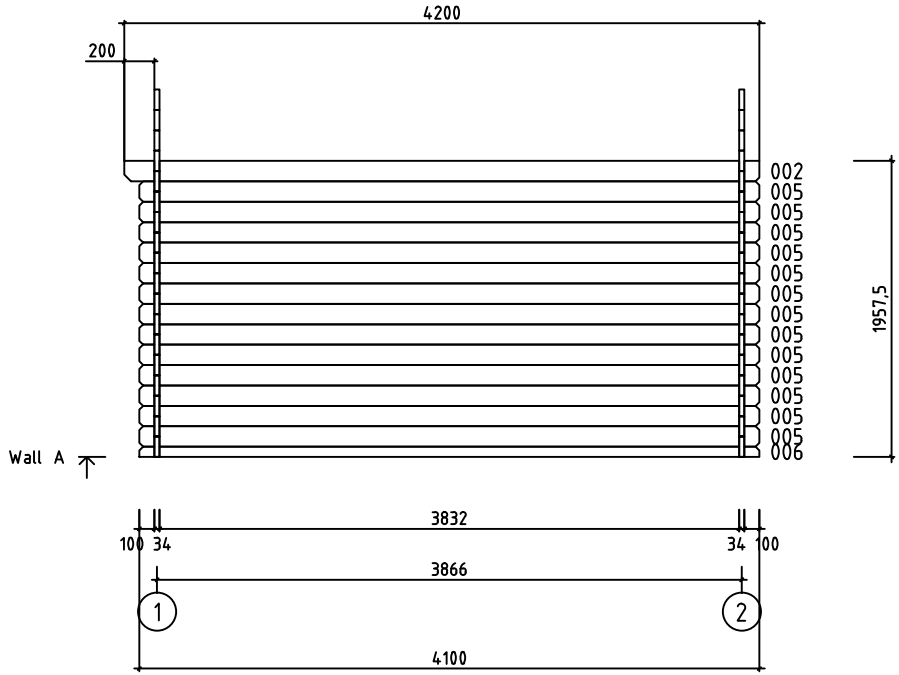

House	Lourdes 34	Sheet	4
Drawing	WALL A	Scale	1:50
Material	34x135	Date	13.09.2019
Drawer	RP	File	Lourdes 34.dwg

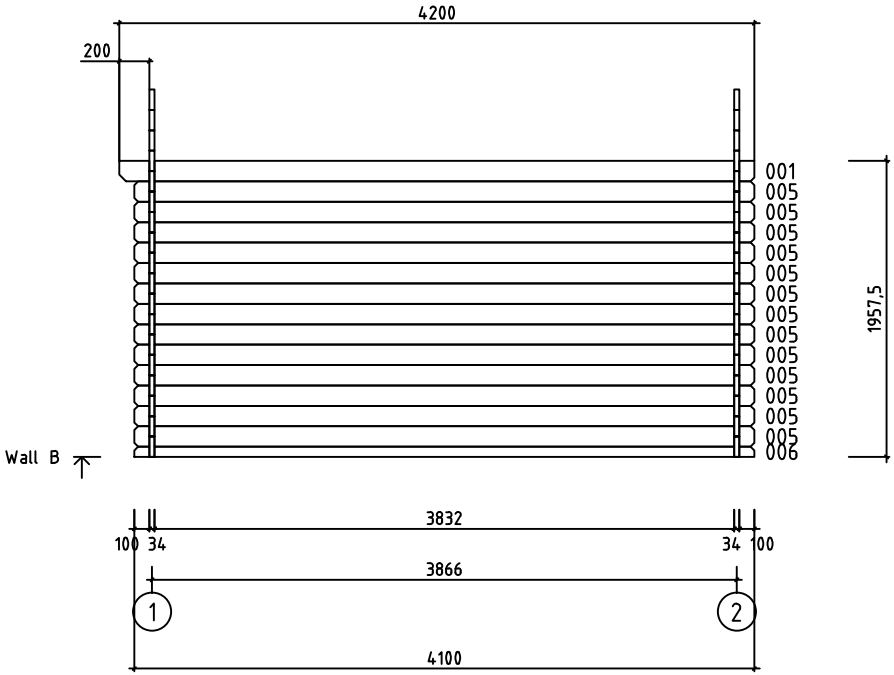

House	Lourdes 34	Sheet	5
Drawing	WALL B	Scale	1:50
Material	34x135	Date	13.09.2019
Drawer	RP	File	Lourdes 34.dwg

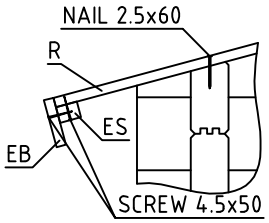

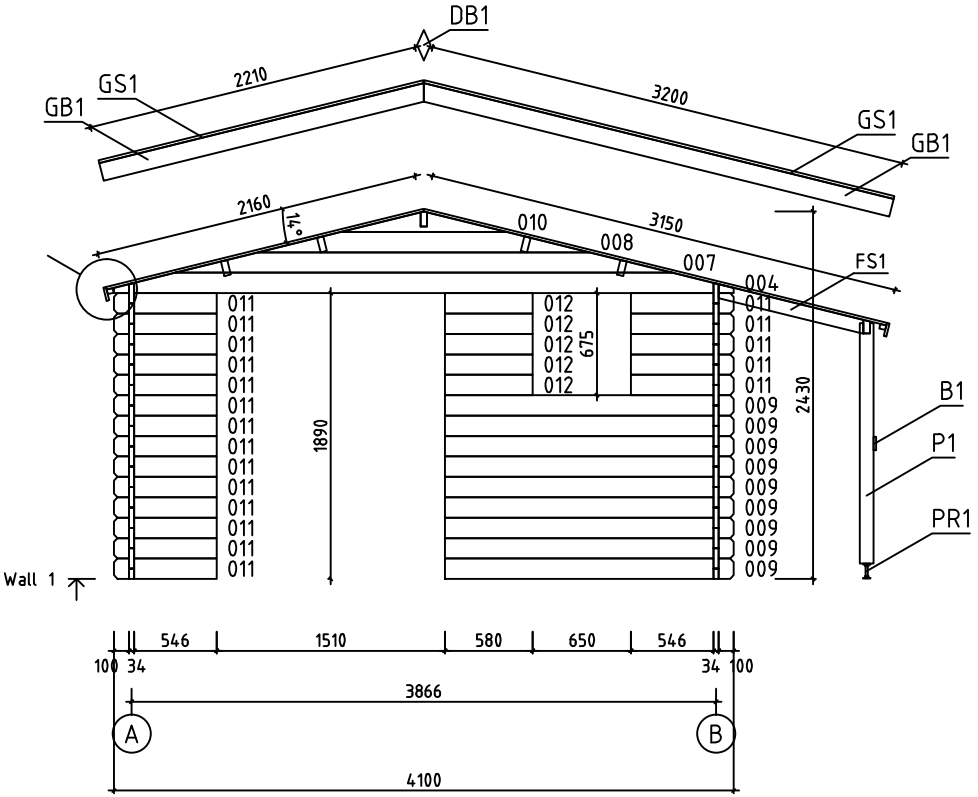

House	Lourdes 34	Sheet	6
Drawing	WALL 1	Scale	1:50
Material	34x135	Date	13.09.2019
Drawer	RP	File	Lourdes 34.dwg

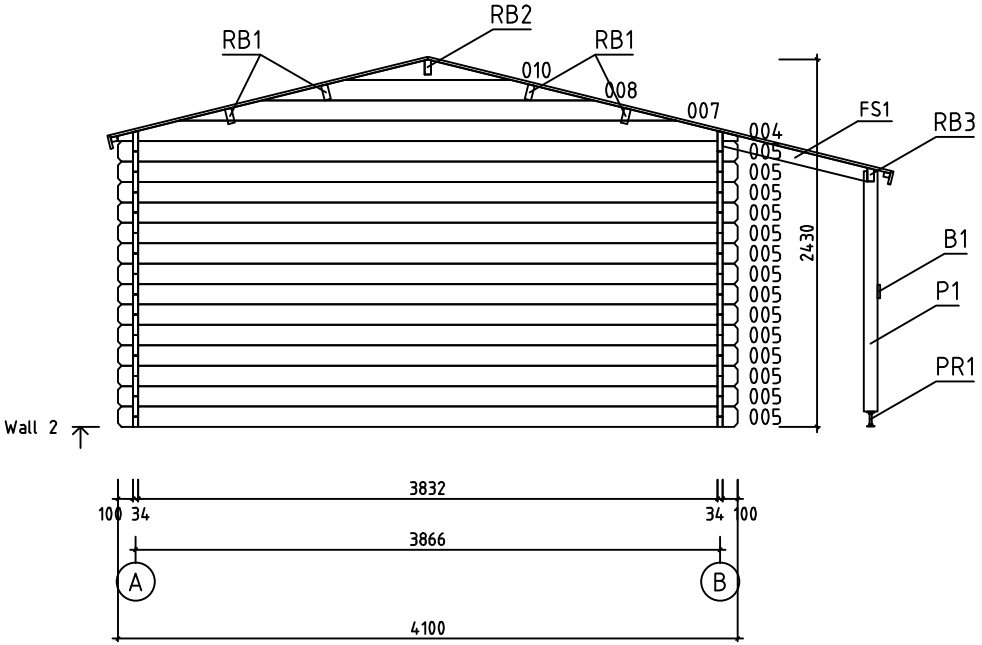

House	Lourdes 34	Sheet	7
Drawing	WALL 2	Scale	1:50
Material	34x135	Date	13.09.2019
Drawer	RP	File	Lourdes 34.dwg

Pos	Specification-Bestimmung-Spécification	PCS	Profile (mm)	L (mm)
001	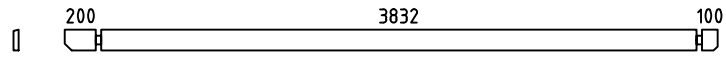	1	34x135	4200
002	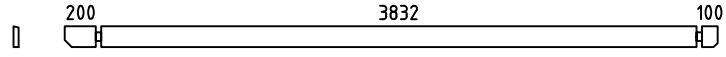	1	34x135	4200
003	SPARE BEAM-ERZATZBOHLE-MADRIER DE RÉSERVE 	1	34x135	4100
005	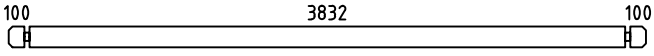	40	34x135	4100
006	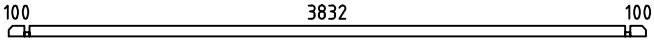	2	34x68	4100
009		9	34x135	1910
011	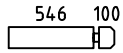	19	34x135	680
012		5	34x135	580
W1-1 W2-1	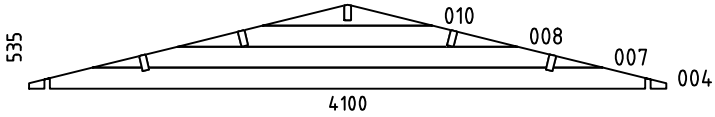	2	34x535	4100
HB	HIT BLOCK-SCHLAGHÖLZER-MADRIERS D´ASSEMBLAGE 	2	34x135	300
FS1	FIXING SLAT-BEFESTIGUNGSLEISTE-BAGUETTES POUR FIXER LES POTEAU 	2	45x90	1007
P1	POST-PFOSTEN-POTEAU 	3	90x90	1590
B1	BOARD-BRETT-PLANCHE	1	90x18	4012
RB3	ROOFBEAMS-DACHBALKEN-SOLIVES DE PLAFOND 	1	45x90	4200
RB1	ROOFBEAMS-DACHBALKEN-SOLIVES DE PLAFOND 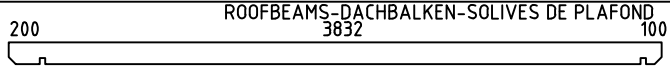	4	43x140	4200
RB2	ROOFBEAMS-DACHBALKEN-SOLIVES DE PLAFOND 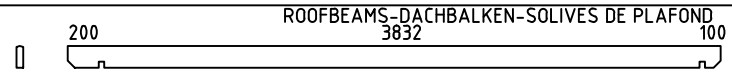	1	43x140	4200
R1	ROOFBOARD-DACHBRETT-VOLIGES  or-oder-ou	37+1 48+1	18x114 18x88	3150
R2	ROOFBOARD-DACHBRETT-VOLIGES  or-oder-ou	37+1 48+1	18x114 18x88	2160
GB1	GABLE BOARD-GIEBELBLENDE-PLANCHE DE RIVE 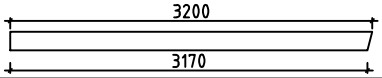	2	18x120	3200
GB2	GABLE BOARD-GIEBELBLENDE-PLANCHE DE RIVE 	2	18x120	2210
GS1	ROOF FELT FILLET-GIEBELLEISTE-BAGUETTES POUR FIXER LES PLANCHES DE RIVE 	2	18x70	3200
GS2	ROOF FELT FILLET-GIEBELLEISTE-BAGUETTES POUR FIXER LES PLANCHES DE RIVE 	2	18x70	2210
EB1	EAVE BOARD-TRAUFBRETT-LATTES SOUS VOLIGES 	4	18x90	2100
ES1	EAVE SLAT-TRAUFENLEISTE-BAGUETTES POUR FIXER LES LATTES SOUS VOLIGES 	4	30x40	2100

House Lourdes 34	Material	File Lourdes 34.dwg	Sheet 8

Pos	Specification-Bestimmung-Spécification	PCS	Profile (mm)	L (mm)
DB1	DIAMOND-RAUTE-ELÉMENTS DE DÉCORATION	2	18x90	200
SS1	STORM SLAT-STURMLEISTE -BAGUETTE DE TEMPETE TYPE 2	4	18x35	1860
PR1	POST REGULATOR-PFOSTEN REGLER- PIED MÉTALLIQUE RÉGLABLE POUR POTEAU	3		
	SCREWS-SCHRAUBEN-VISSER FOR-FÜR-POUR SS1	8	M8	90
	WASHER-SCHEIBE-RONDELLE FOR-FÜR-POUR SS1	8	M8	
	NUT-NUSS-ÉCROU FOR-FÜR-POUR SS1	8	M8	
	NAIL-NAGEL-CLOUS FOR-FÜR-POUR COATING FOR ROOF-BESCHICHTUNG FÜR DACH-REVÉTEMENT DE TOIT	300	ϕ2.5	20
	NAIL-NAGEL-CLOUS FOR-FÜR-POUR R1, R2	450	ϕ2.5	60
	SCREWS-SCHRAUBEN-VIS FOR-FÜR-POUR GB1, GB2, GS1, GS2 EB1, ES1, DB1, B1, P1, PR1	120	ϕ4.5	50
	SCREWS-SCHRAUBEN-VIS FOR-FÜR-POUR FS1	20	ϕ4.5	90
	SCREWS-SCHRAUBEN-VIS FOR-FÜR-POUR RB1, RB2, RB3 W1-1, W2-1	40	ϕ6.0	160
	COATING FOR ROOF-BESCHICHTUNG FÜR DACH-REVÉTEMENT DE TOIT	2,0	R = 15m	
	DOUBLEDOOR-DOPPELTÜR-DOUBLE PORTE (right-rechts-droit) AST__PL P	1	1500	1860
	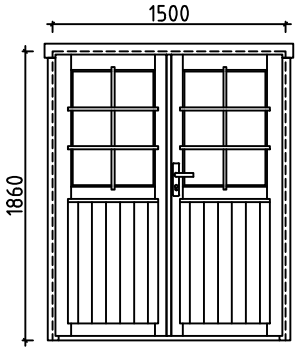	1 1 1 6 2		
	WINDOW-FENSTER-FENÉTRE (right-rechts-droit) AST__KP__PL P	1	640	640
	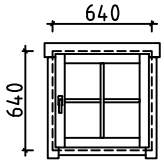	1 1 1 1		

House Lourdes 34	Material	File Lourdes 34.dwg	Sheet 9

#001	B	4200	1
#002	A	4200	1
#003		4100	1
#004	1,2	4100	2
#005	2,A,B	4100	40
#006	A,B	4100	2
#007	1,2	3285	2
#008	1,2	2190	2
#009	1	1910	9
#010	1,2	1095	2
#011	1	680	19
#012	1	580	5