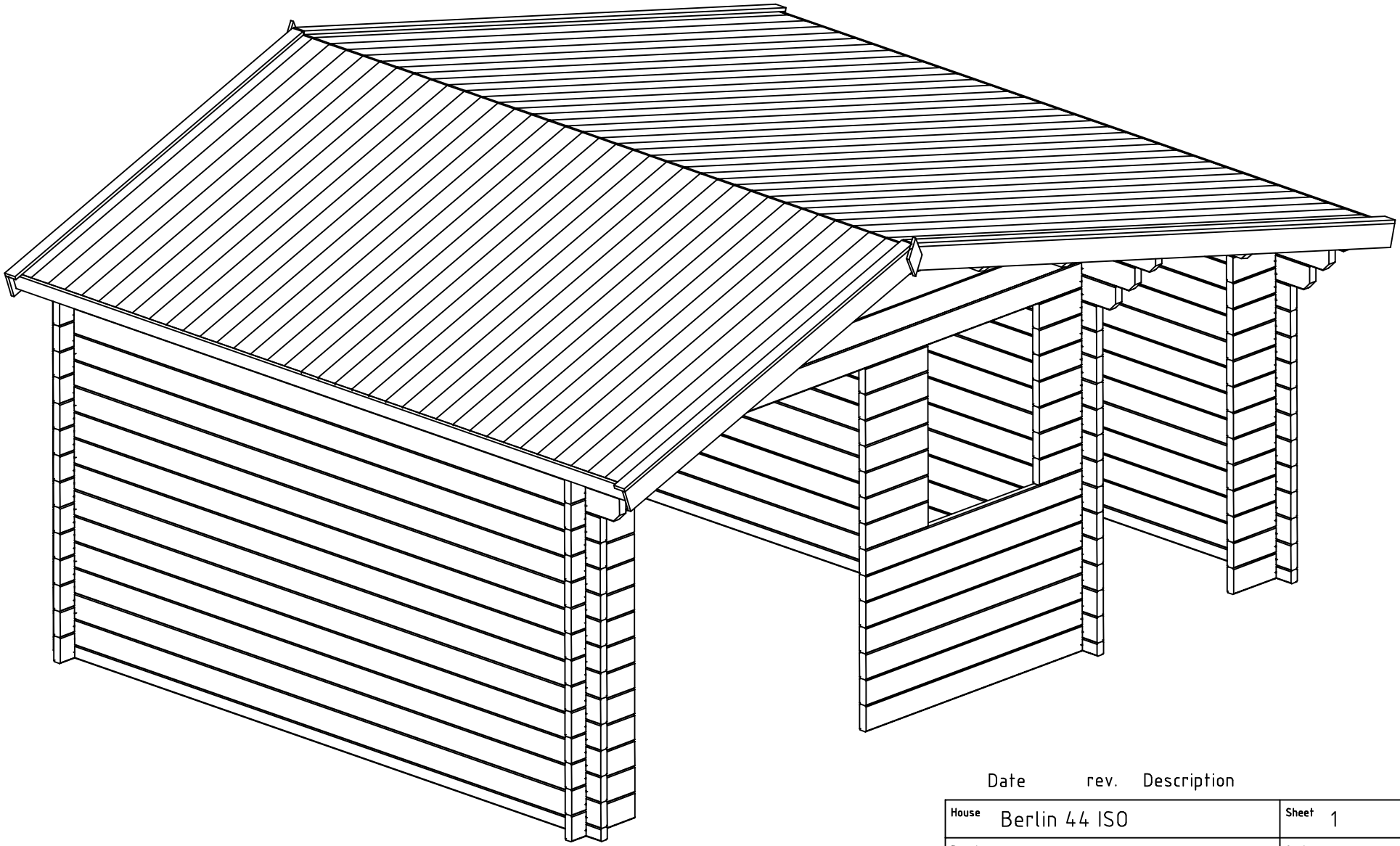

Date rev. Description

House	Berlin 44 ISO	Sheet	1
Drawing	3D Plan	Scale	
Material	44x135	Date	11.02.2019
Drawer	RP	File	Berlin 44 ISO 3D.dwg

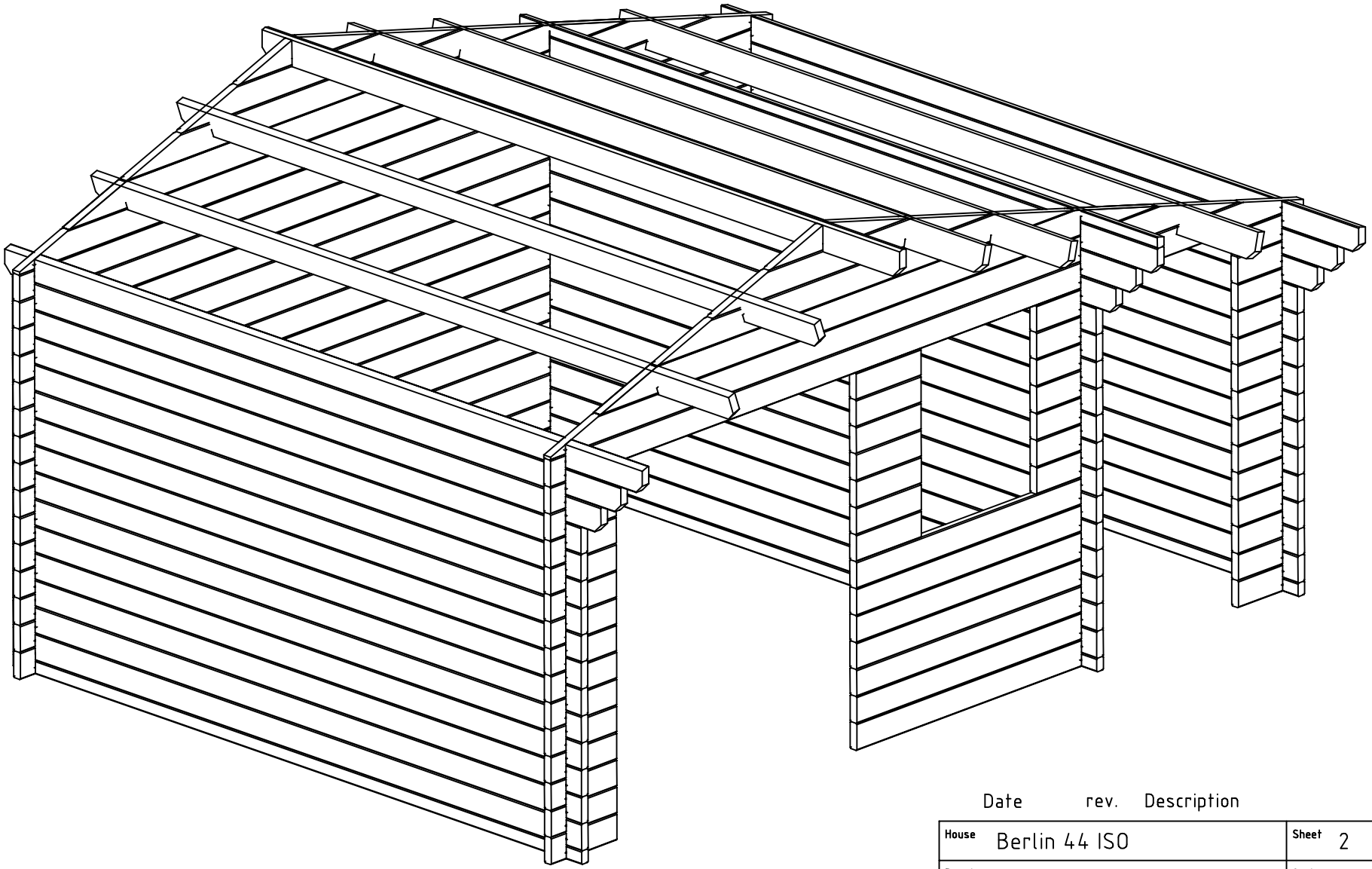

Date	rev.	Description

House	Berlin 44 ISO	Sheet	2
Drawing	3D Plan	Scale	
Material	44x135	Date	11.02.2019
Drawer	RP	File	Berlin 44 ISO 3D.dwg

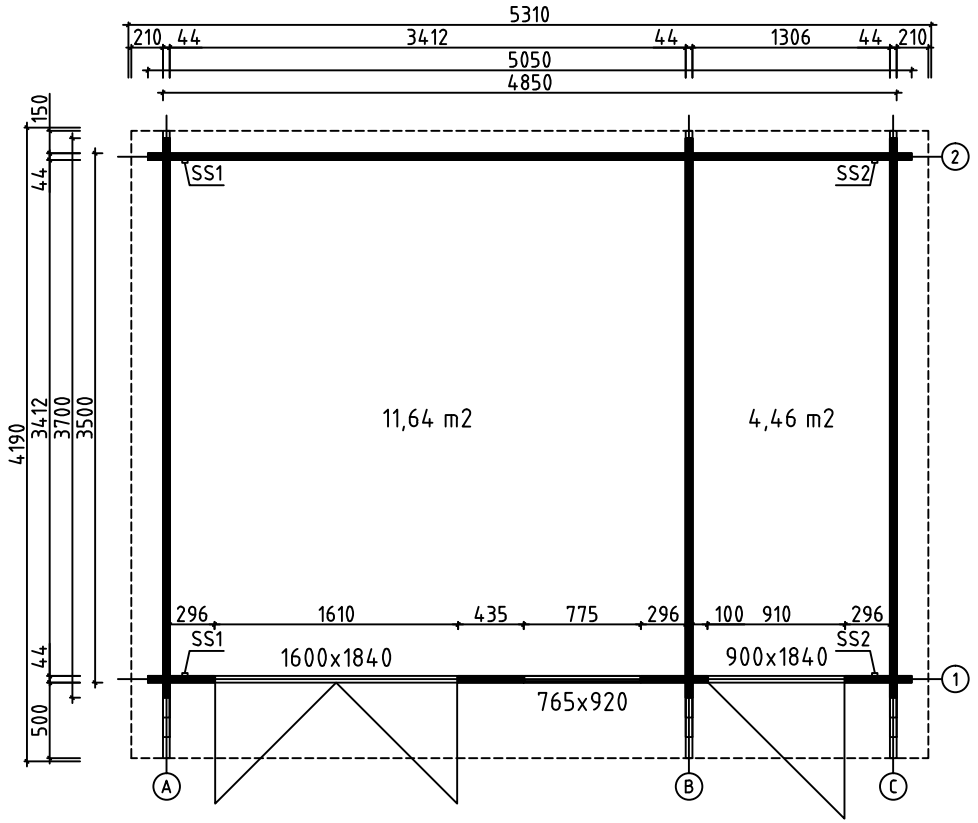

House	Berlin 44 ISO	Sheet	3
Drawing	GROUNDPLAN	Scale	1:50
Material	44x135	Date	11.02.2019
Drawer	RP	File	Berlin 44 ISO.dwg

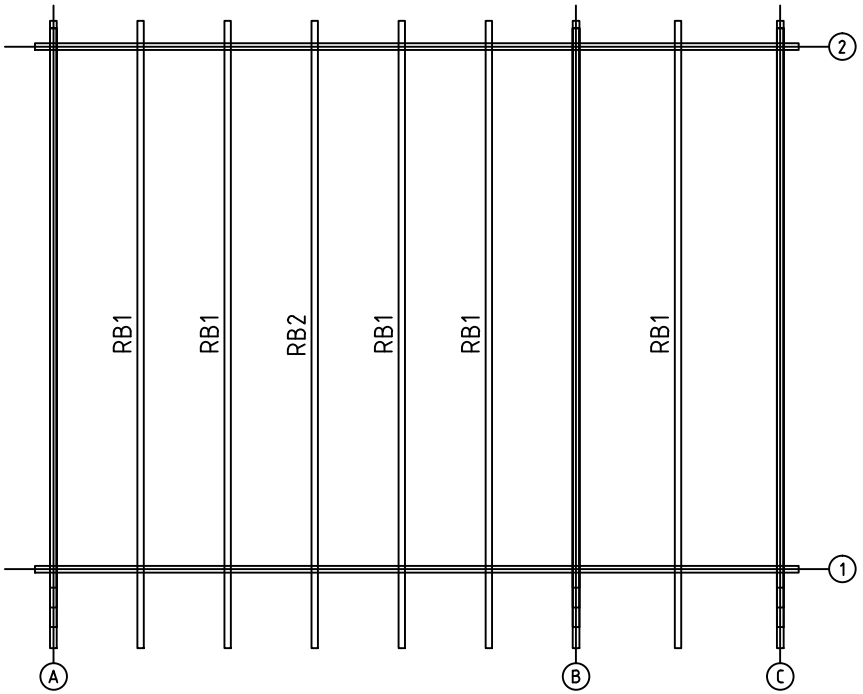

House	Berlin 44 ISO	Sheet	4
Drawing	ROOFBEAMS	Scale	1:50
Material	43x140	Date	11.02.2019
Drawer	RP	File	Berlin 44 ISO.dwg

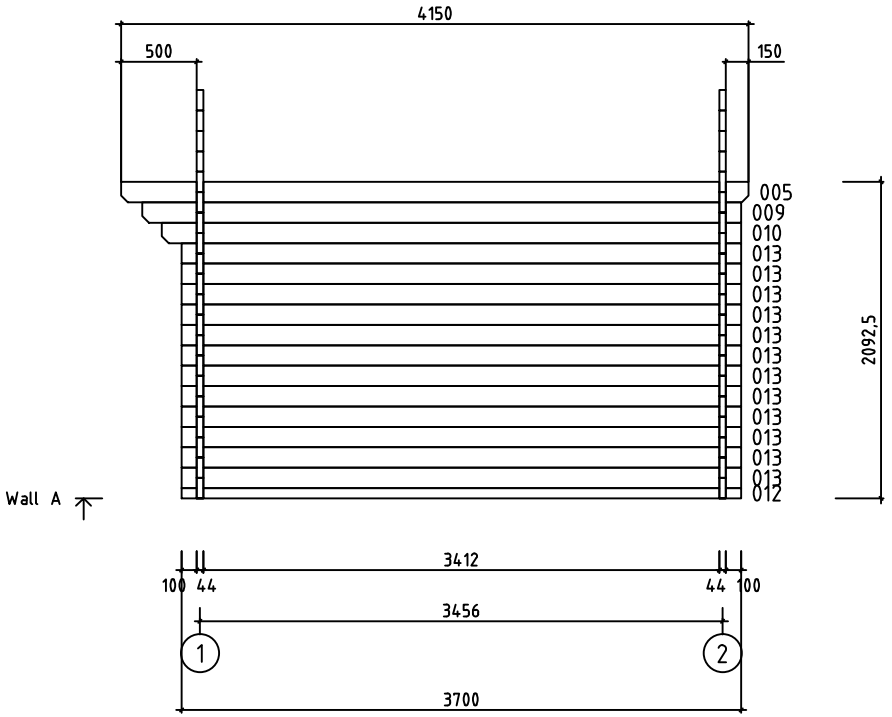

House	Berlin 44 ISO	Sheet	5
Drawing	WALL A	Scale	1:50
Material	44x135	Date	11.02.2019
Drawer	RP	File	Berlin 44 ISO.dwg

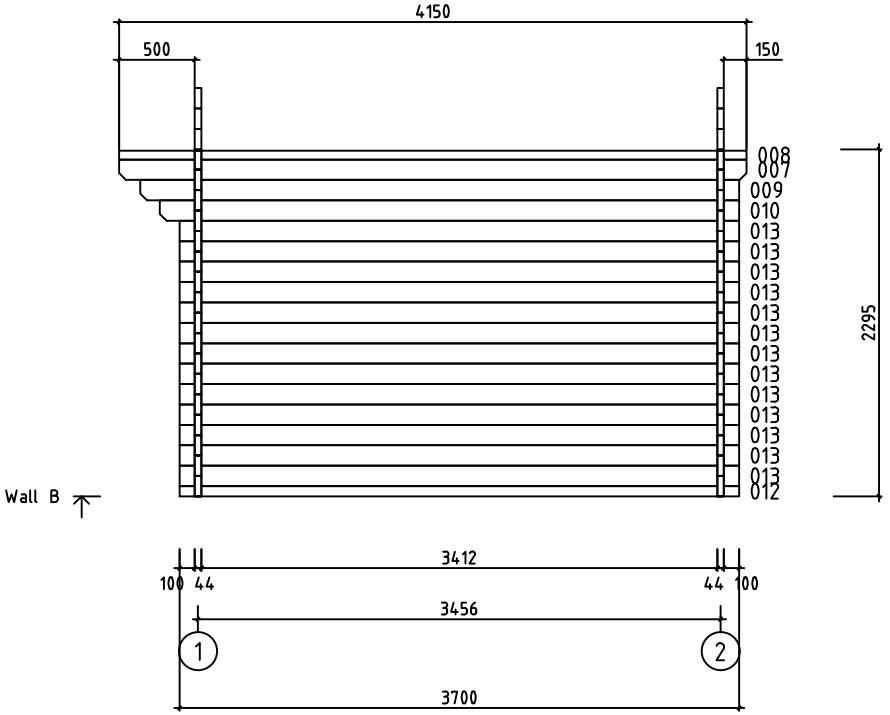

House	Berlin 44 ISO	Sheet	6
Drawing	WALL B	Scale	1:50
Material	44x135	Date	11.02.2019
Drawer	RP	File	Berlin 44 ISO.dwg

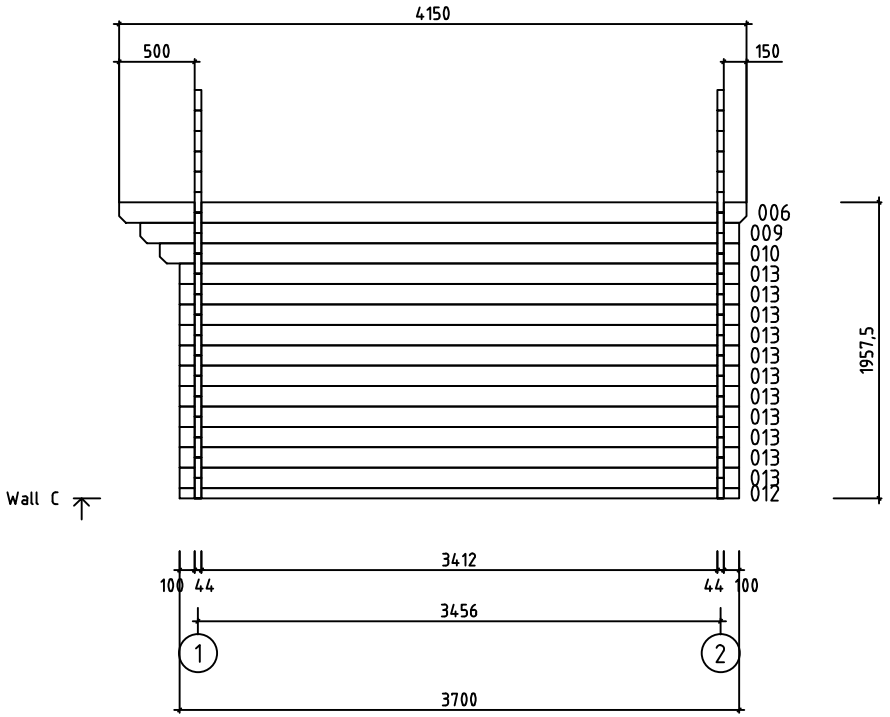

House	Berlin 44 ISO	Sheet	7
Drawing	WALL C	Scale	1:50
Material	44x135	Date	11.02.2019
Drawer	RP	File	Berlin 44 ISO.dwg

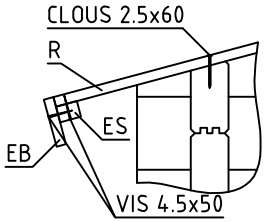

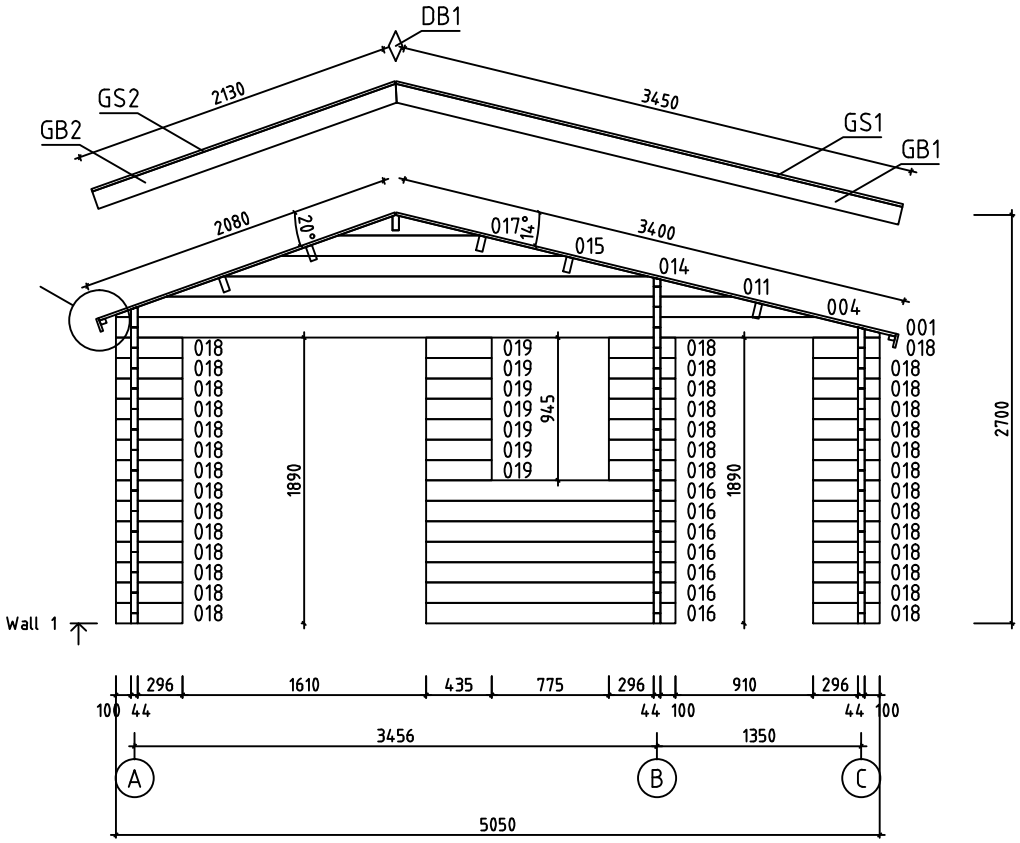

House	Berlin 44 ISO	Sheet	8
Drawing	WALL 1	Scale	1:50
Material	44x135	Date	11.02.2019
Drawer	RP	File	Berlin 44 ISO.dwg

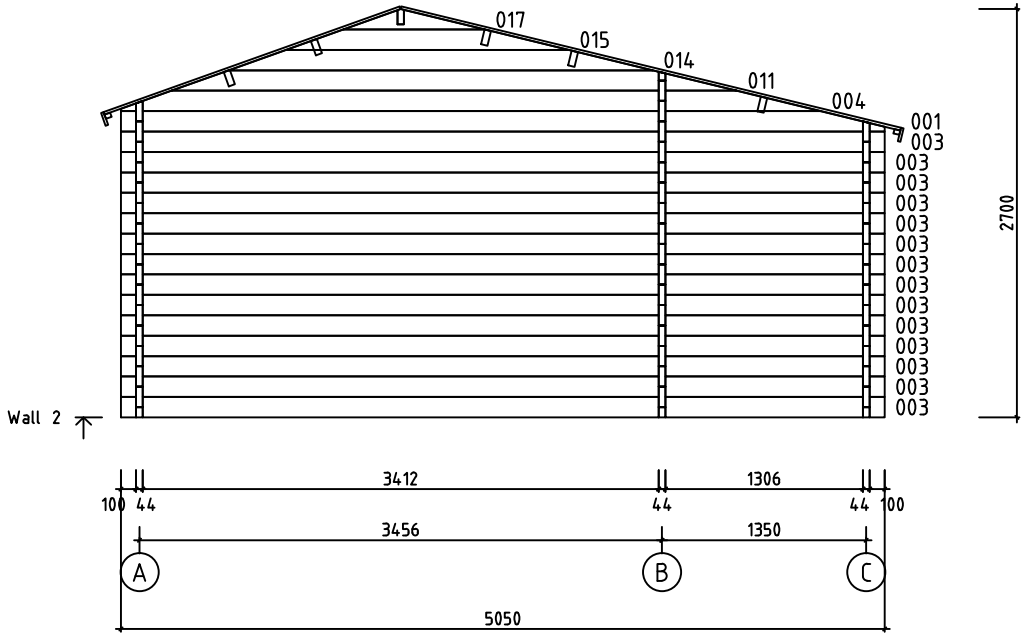

House	Berlin 44 ISO	Sheet	9
Drawing	WALL 2	Scale	1:50
Material	44x135	Date	11.02.2019
Drawer	RP	File	Berlin 44 ISO.dwg

Pos	Specification-Bestimmung-Spécification	PCS	Profile (mm)	L (mm)
002	SPARE BEAM-ERZATZBOHLE-MADRIER DE RÉSERVE 	1	44x135	5050
003		14	44x135	5050
005		1	44x135	4150
006		1	44x135	4150
007	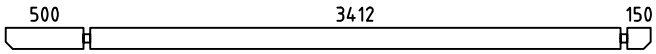	1	44x135	4150
008	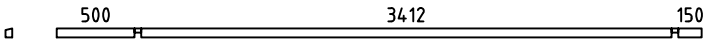	1	44x58	4150
009	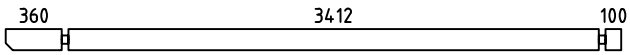	3	44x135	3960
010	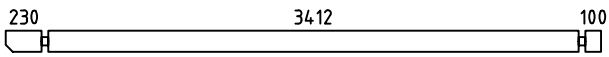	3	44x135	3830
012	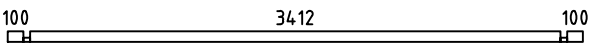	3	44x68	3700
013	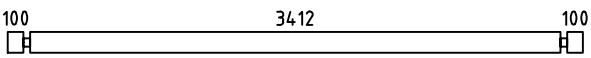	36	44x135	3700
016		7	44x135	1650
018		35	44x135	440
019		7	44x135	435
W1-1 W2-1	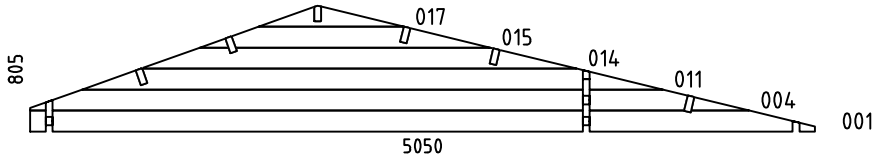	2	44x805	5050
HB	HIT BLOCK-SCHLAGHÖLZER-MADRIERS D´ASSEMBLAGE 	2	44x135	300
RB1	ROOFBEAMS-DACHBALKEN-SOLIVES DE PLAFOND 	5	43x140	4150
RB2	ROOFBEAMS-DACHBALKEN-SOLIVES DE PLAFOND 	1	43x140	4150
R1	ROOFBOARD-DACHBRETT-VOLIGES  or-oder-ou	37+1 48+1	18x114 18x88	3400
R2	ROOFBOARD-DACHBRETT-VOLIGES  or-oder-ou	37+1 48+1	18x114 18x88	2080
GB1	GABLE BOARD-GIEBELBLENDE-PLANCHE DE RIVE 	2	18x120	3450
GB2	GABLE BOARD-GIEBELBLENDE-PLANCHE DE RIVE 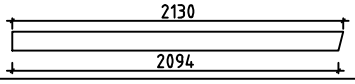	2	18x120	2130
GS1	ROOF FELT FILLET-GIEBELLEISTE-BAGUETTES POUR FIXER LES PLANCHES DE RIVE 	2	18x70	3450
GS2	ROOF FELT FILLET-GIEBELLEISTE-BAGUETTES POUR FIXER LES PLANCHES DE RIVE 	2	18x70	2130
EB1	EAVE BOARD-TRAUFBRETT-LATTES SOUS VOLIGES 	2	18x90	4150

House Berlin 44 ISO	Material	File Berlin 44 ISO.dwg	Sheet 10

Pos	Specification-Bestimmung-Spécification	PCS	Profile (mm)	L (mm)
ES1	EAVE SLAT-TRAUFENLEISTE-BAGUETTES POUR FIXER LES LATTES SOUS VOLIGES	2	30x40	4150
DB1	DIAMOND-RAUTE-ELÉMENTS DE DÉCORATION	2	18x90	200
SS1	STORM SLAT-STURMLEISTE -BAGUETTE DE TEMPETE TYPE 2	2	18x35	1990
SS2	STORM SLAT-STURMLEISTE -BAGUETTE DE TEMPETE TYPE 2	2	18x35	1860
	SCREWS-SCHRAUBEN-VISSER FOR-FÜR-POUR SS1, SS2	8	M8	90
	WASHER-SCHEIBE-RONDELLE FOR-FÜR-POUR SS1, SS2	8	M8	
	NUT-NUSS-ÉCROU FOR-FÜR-POUR SS1, SS2	8	M8	
	NAIL-NAGEL-CLOUS FOR-FÜR-POUR COATING FOR ROOF-BESCHICHTUNG FÜR DACH-REVÉTEMENT DE TOIT	300	ϕ2.5	20
	NAIL-NAGEL-CLOUS FOR-FÜR-POUR R1, R2	490	ϕ2.5	60
	SCREWS-SCHRAUBEN-VIS FOR-FÜR-POUR GB1, GB2, GS1, GS2, EB1, ES1, DB1	80	ϕ4.5	50
	SCREWS-SCHRAUBEN-VIS FOR-FÜR-POUR W1-1, W2-1, RB1, RB2	30	ϕ6.0	160
	COATING FOR ROOF-BESCHICHTUNG FÜR DACH-REVÉTEMENT DE TOIT	2,0	R = 15m	
	DOUBLEDOOR-DOPPELTÜR-DOUBLE PORTE (right-rechts-droit) AST__ISO__PL P	1	1600	1840
	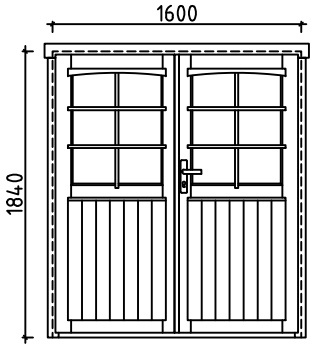	1		
		1		
		1		
		1		
		6		
		2		
	DOOR-TÜR-PORTE (right-rechts-droit) AST__ISO__PL P	1	900	1840
	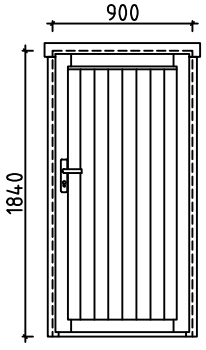	1		
		1		

House Berlin 44 ISO	Material	File Berlin 44 ISO.dwg	Sheet 11

Pos	Specification-Bestimmung-Spécification	PCS	Profile (mm)	L (mm)
	WINDOW-FENSTER-FENÉTRE (right-rechts-droit) AST_ISO_KP_PL P	1	765	920
	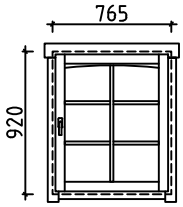 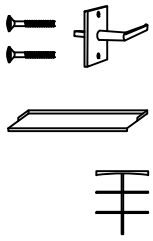	1		
		1		
		1		

House Berlin 44 ISO	Material	File Berlin 44 ISO.dwg	Sheet 12

#001	1,2	5050	2
#002		5050	1
#003	2	5050	14
#004	1,2	4628	2
#005	A	4150	1
#006	C	4150	1
#007	B	4150	1
#008	B	4150	1
#009	A,B,C	3960	3
#010	A,B,C	3830	3
#011	1,2	3739	2
#012	A,B,C	3700	3
#013	A,B,C	3700	36
#014	1,2	2804	2
#015	1,2	1869	2
#016	1	1650	7
#017	1,2	935	2
#018	1	440	35
#019	1	435	7