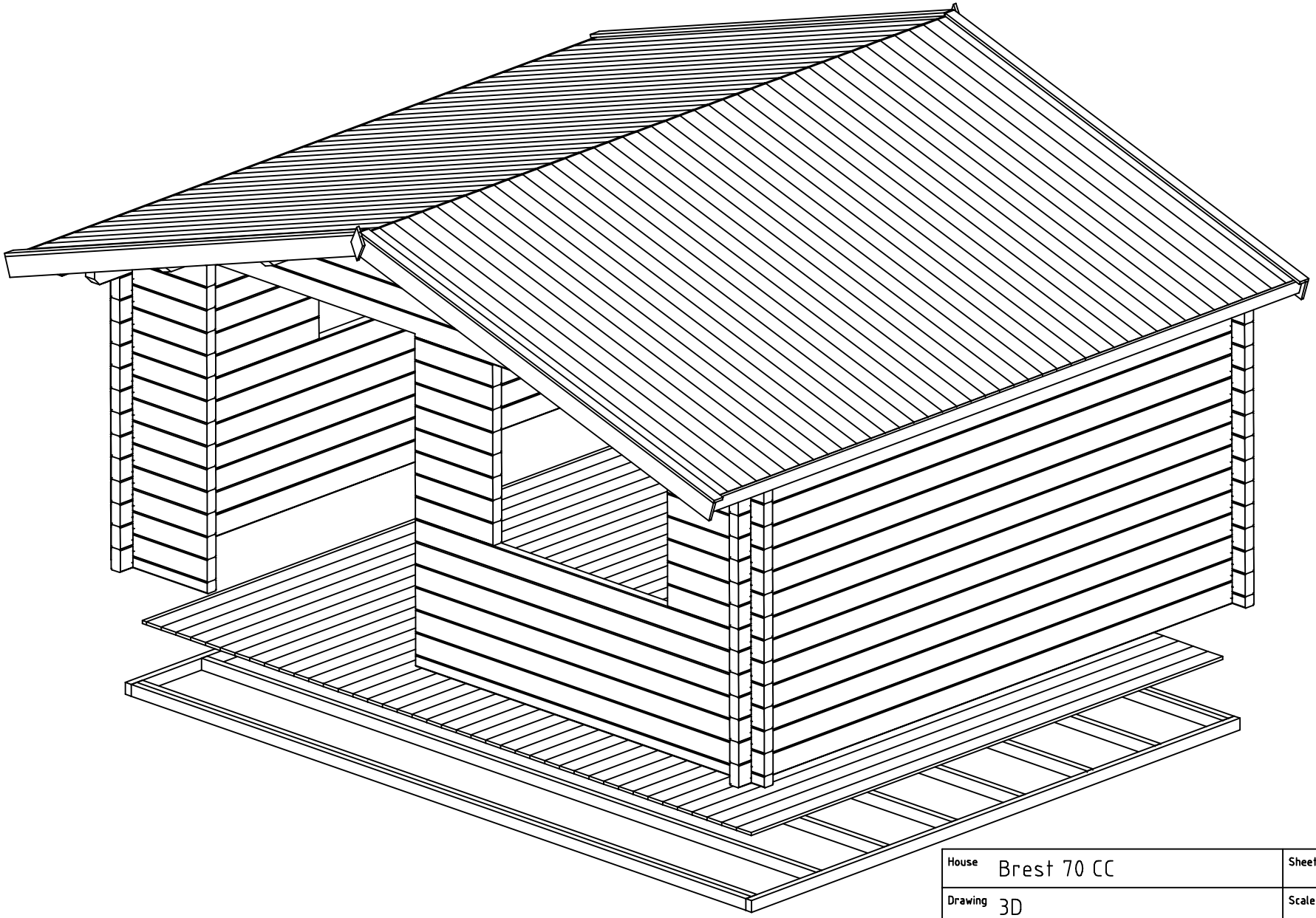

House	Brest 70 CC	Sheet	1
Drawing	3D	Scale	
Material	70x135	Date	13.06.2018
Drawer	RP	File	Brest 70 CC 3D.dwg

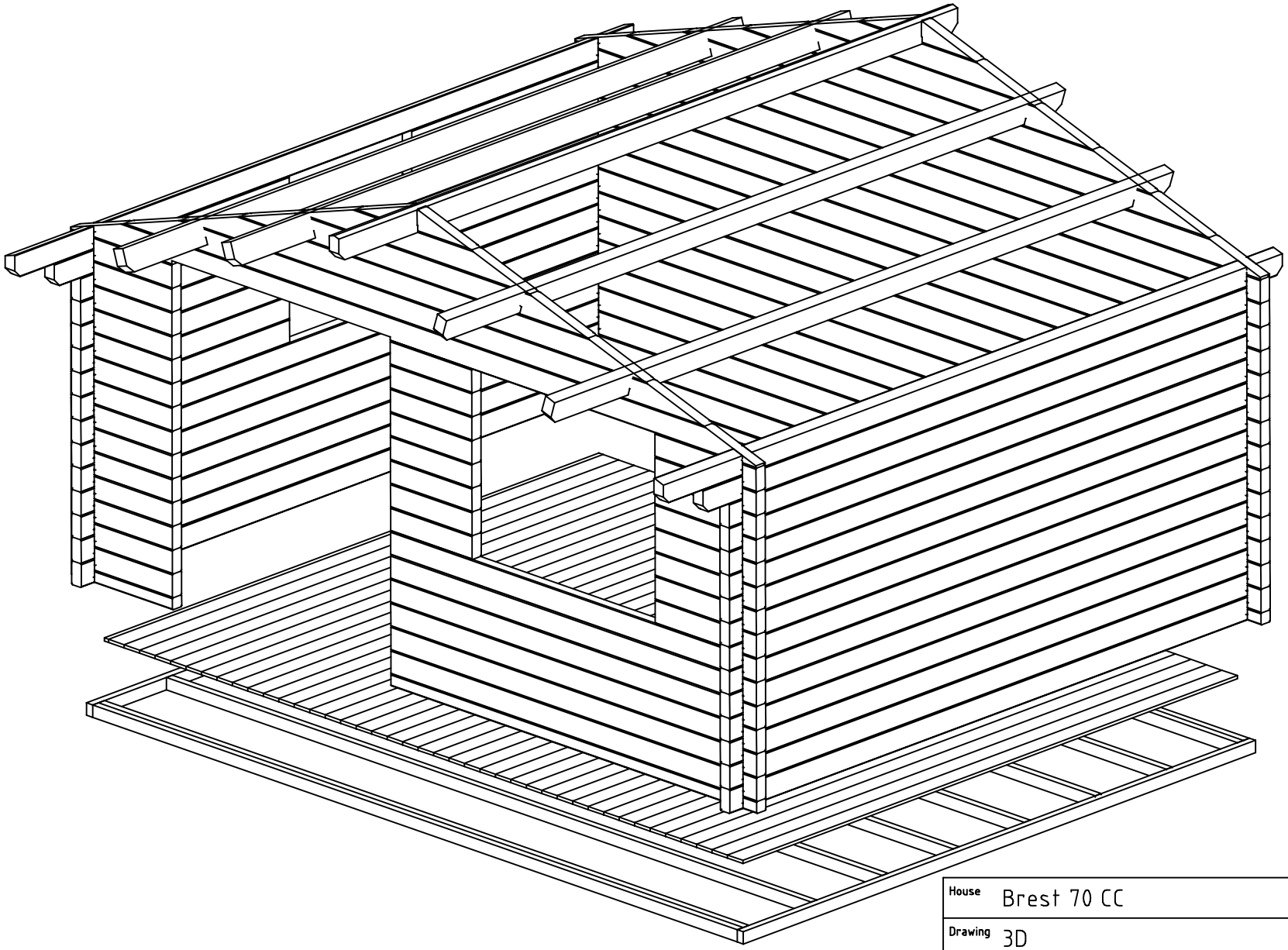

House	Brest 70 CC	Sheet	2
Drawing	3D	Scale	
Material	70x135	Date	13.06.2018
Drawer	RP	File	Brest 70 CC 3D.dwg

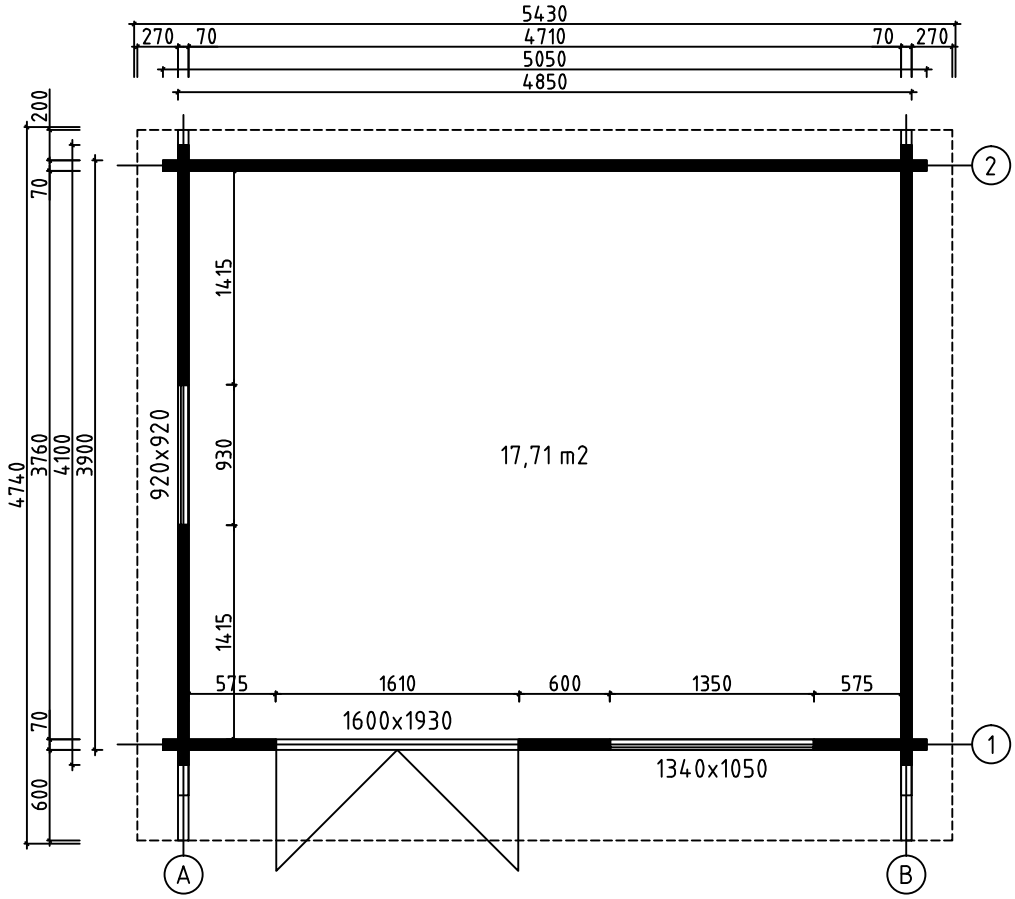

House	Brest 70 CC	Sheet	3
Drawing	GROUNDPLAN	Scale	1:50
Material	70x135	Date	13.06.2018
Drawer	RP	File	Brest 70 CC.dwg

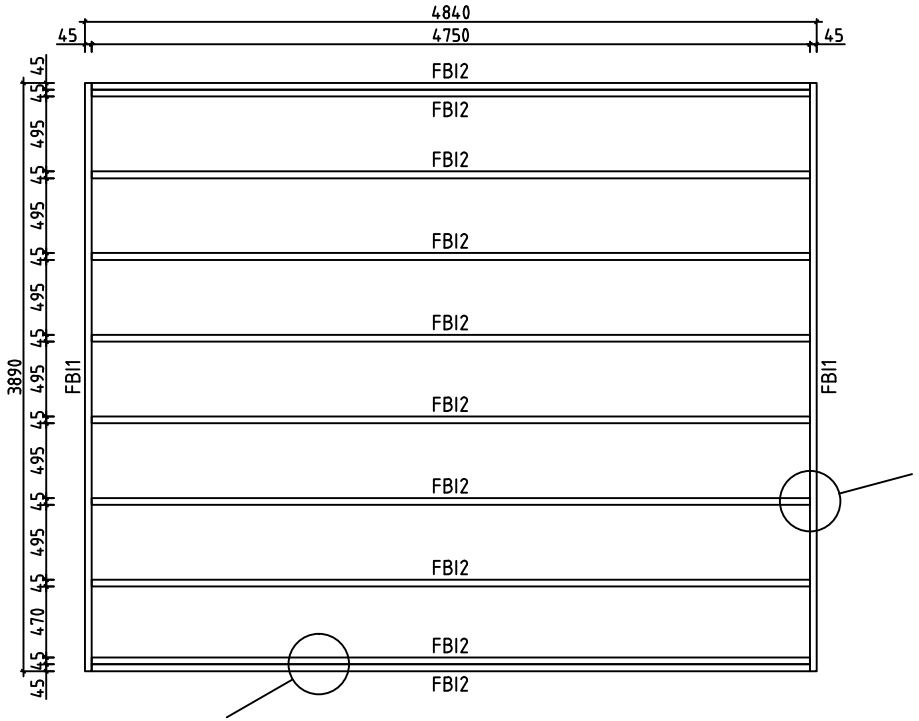

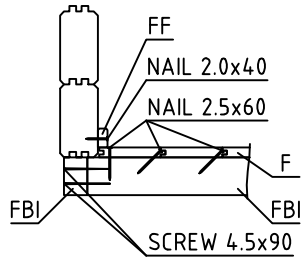

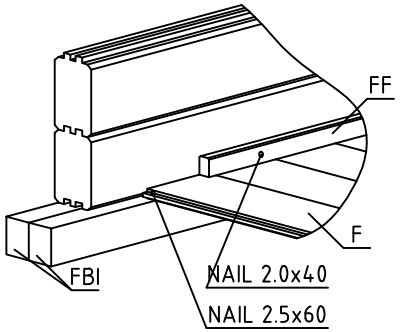

House	Brest 70 CC	Sheet	4
Drawing	FLOORBEAMS	Scale	1:50
Material	45x70	Date	13.06.2018
Drawer	RP	File	Brest 70 CC.dwg

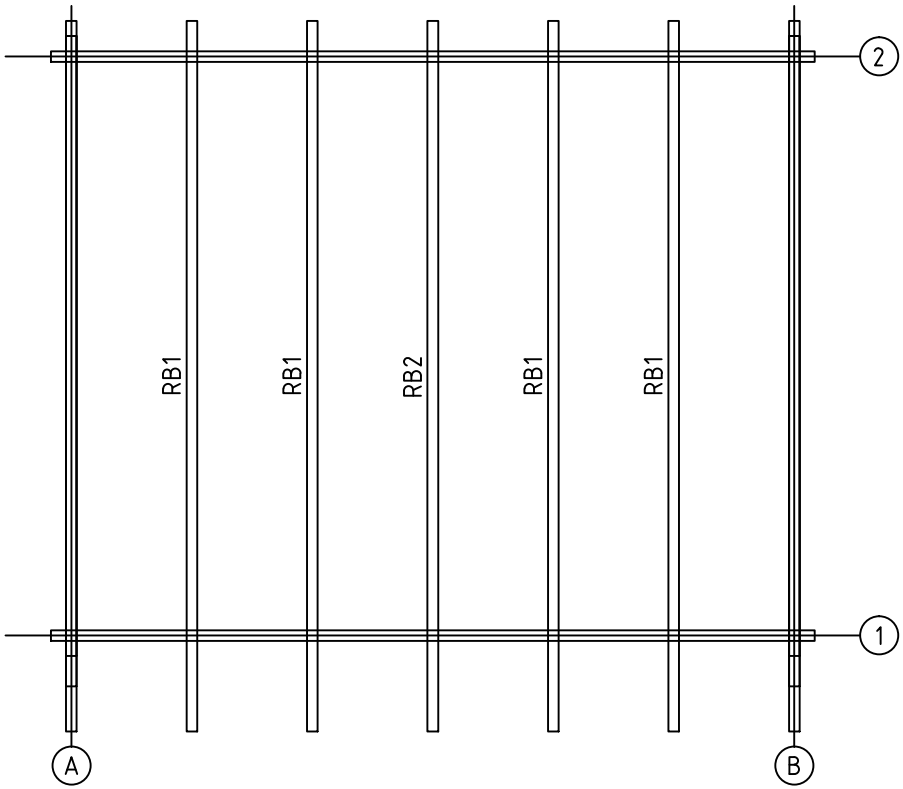

House	70x140	Sheet	5
Drawing	ROOFBEAMS	Scale	1:50
Material	70x140	Date	13.06.2018
Drawer	RP	File	Brest 70 CC.dwg

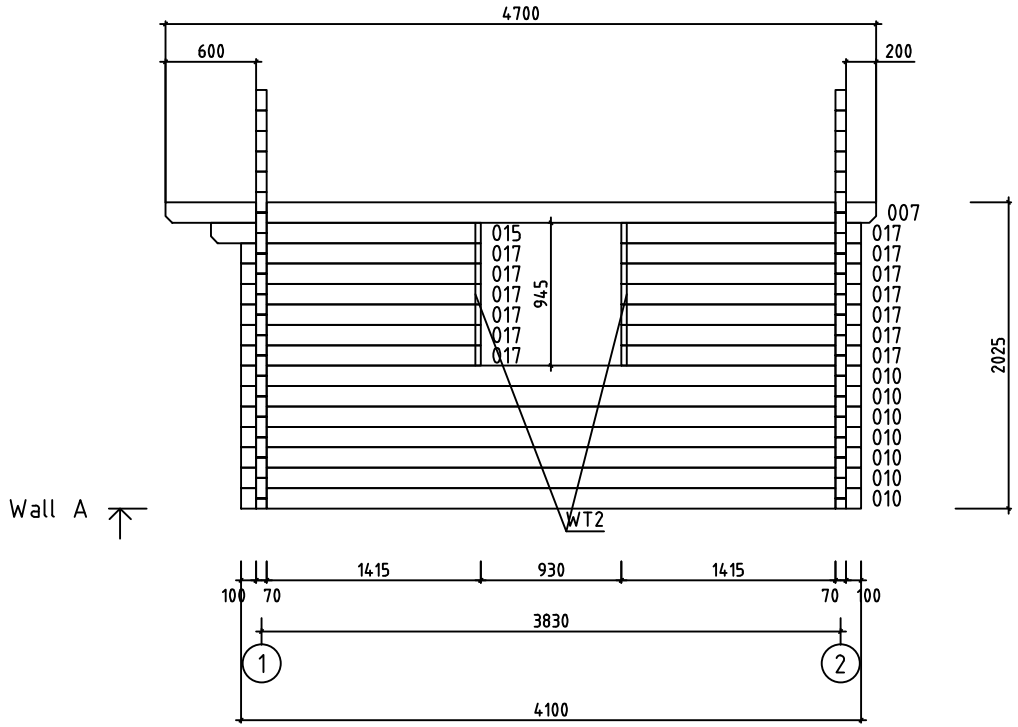

House	Brest 70 CC	Sheet	6
Drawing	WALL A	Scale	1:50
Material	70x135	Date	13.06.2018
Drawer	RP	File	Brest 70 CC.dwg

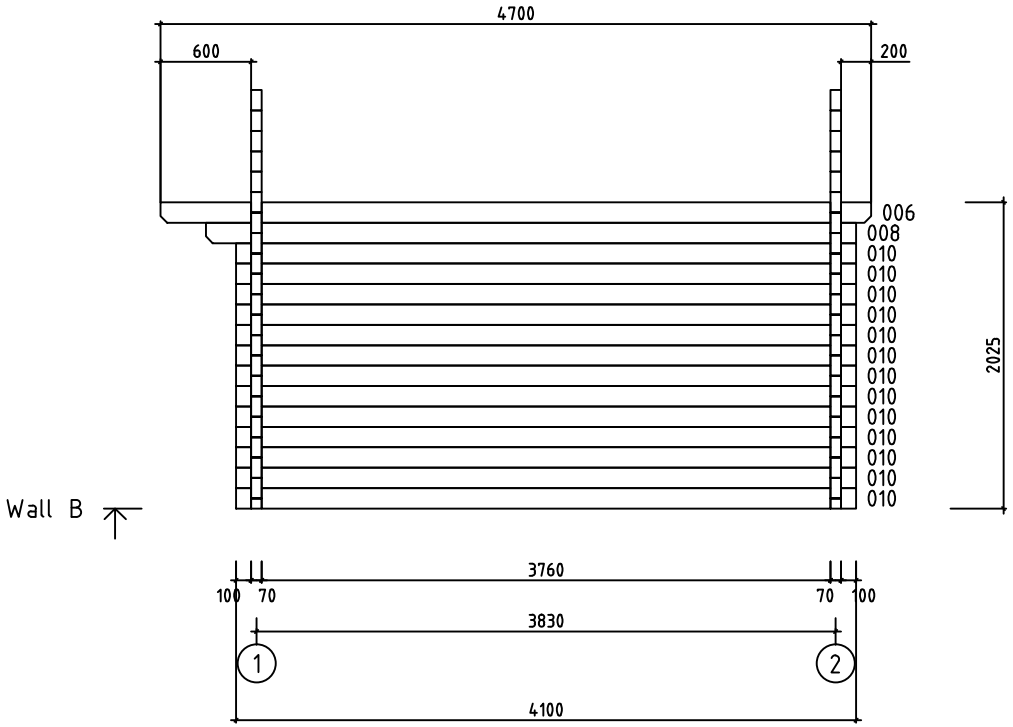

House	Brest 70 CC	Sheet	7
Drawing	WALL B	Scale	1:50
Material	70x135	Date	13.06.2018
Drawer	RP	File	Brest 70 CC.dwg

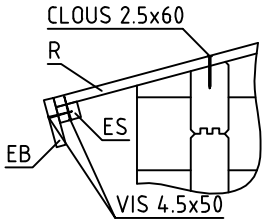

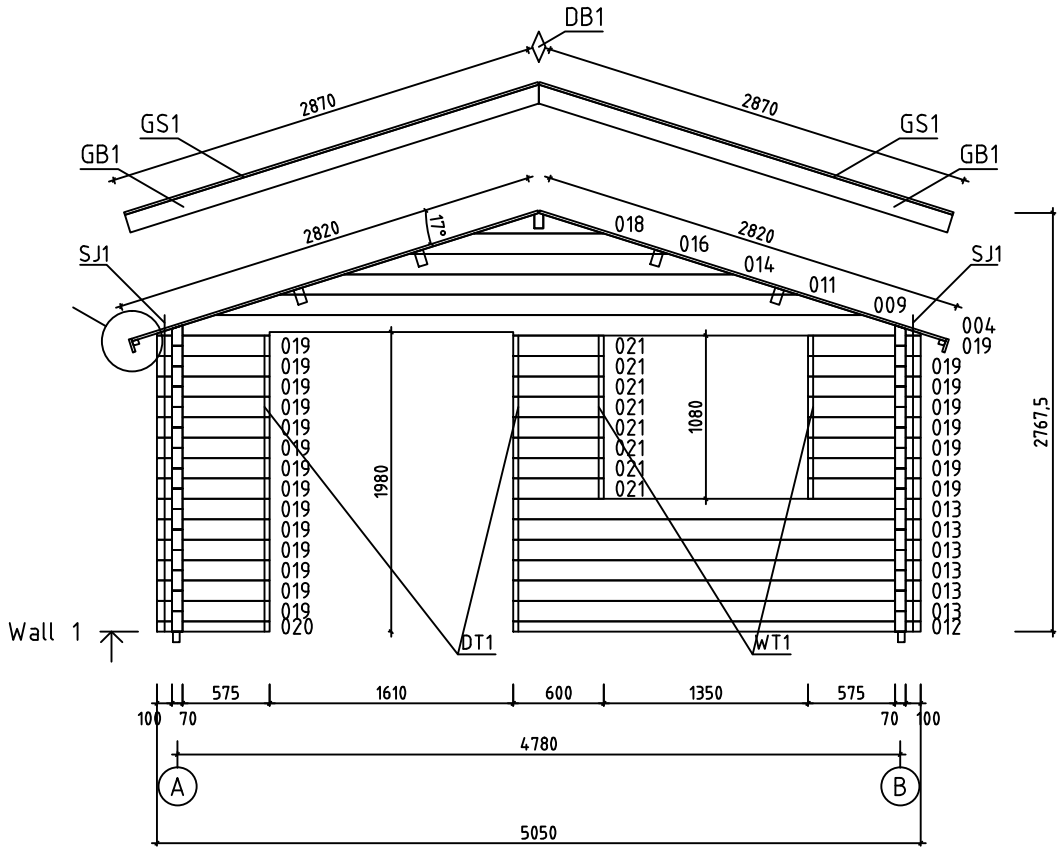

House	Brest 70 CC	Sheet	8
Drawing	WALL 1	Scale	1:50
Material	70x135	Date	13.06.2018
Drawer	RP	File	Brest 70 CC.dwg

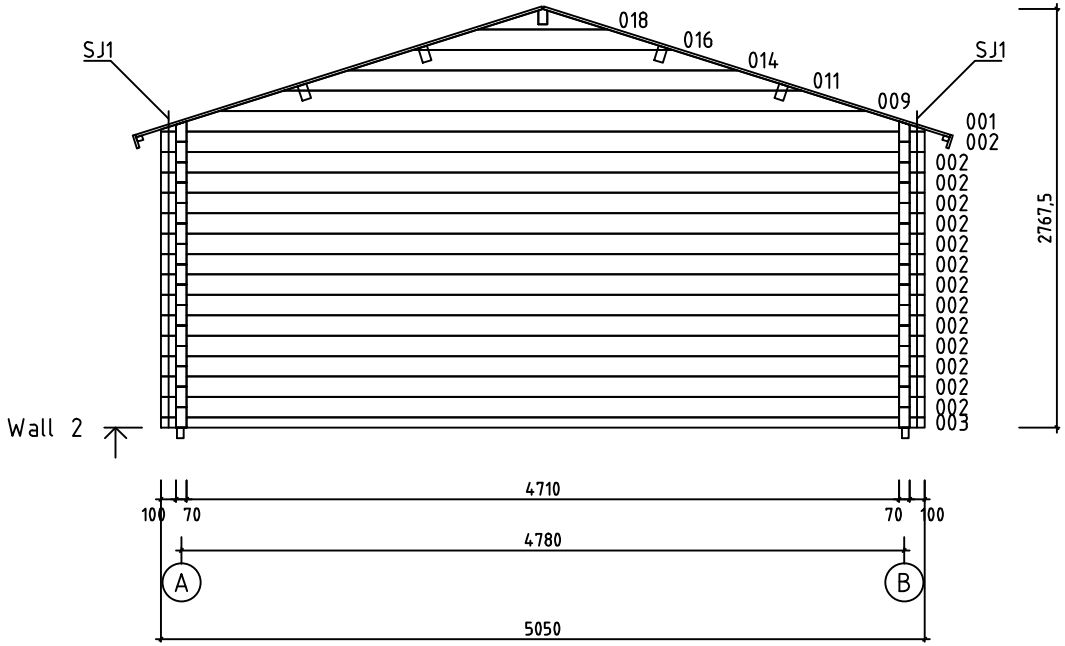

House	Brest 70 CC	Sheet	9
Drawing	WALL 2	Scale	1:50
Material	70x135	Date	13.06.2018
Drawer	RP	File	Brest 70 CC.dwg

Pos	Specification-Bestimmung-Spécification	PCS	Profile (mm)	L (mm)
002	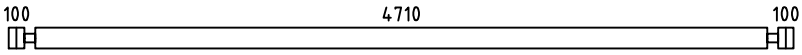	14	70x135	5050
003	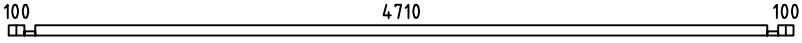	1	70x68	5050
005	SPARE BEAM-ERZATZBOHLE-MADRIER DE RÉSERVE 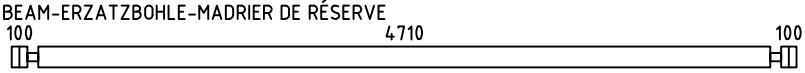	1	70x135	5050
006		1	70x135	4700
007		1	70x135	4700
008	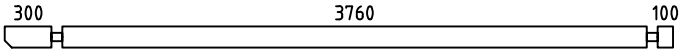	1	70x135	4300
010	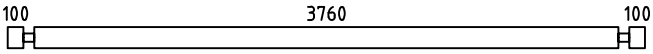	20	70x135	4100
012	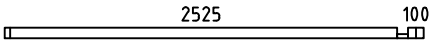	1	70x68	2695
013		6	70x135	2695
015	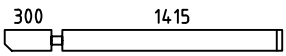	1	70x135	1785
017		13	70x135	1585
019	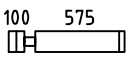	22	70x135	745
020	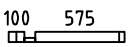	1	70x68	745
021		8	70x135	600
W1-1	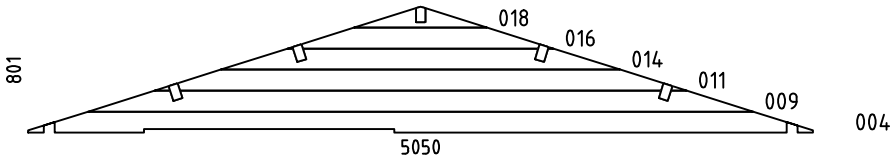	1	70x801	5050
W2-1	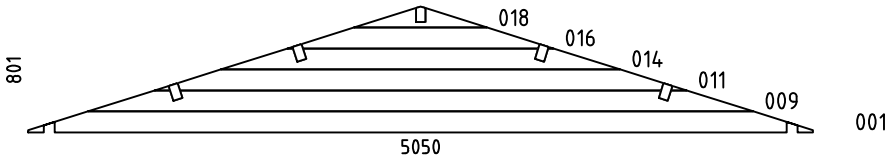	1	70x801	5050
HB	HIT BLOCK-SCHLAGHÖLZER-MADRIERS D´ASSEMBLAGE 	2	70x135	300
FBI2	FLOORBEAMS-FUSSBODENBALKEN-POUTRES DE FONDATION IMPRÉGNÉS IMM	10	45x70	4750
FBI1	FLOORBEAMS-FUSSBODENBALKEN-POUTRES DE FONDATION IMPRÉGNÉS IMM	2	45x70	3890
RB1	ROOFBEAMS-DACHBALKEN-SOLIVES DE PLAFOND 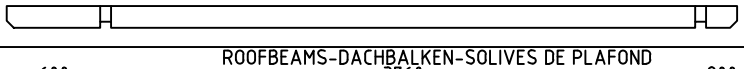	4	70x140	4700
RB2	ROOFBEAMS-DACHBALKEN-SOLIVES DE PLAFOND 	1	70x140	4700

House Brest 70 CC	Material	File Brest 70 CC.dwg	Sheet 10

Pos	Specification-Bestimmung-Spécification	PCS	Profile (mm)	L (mm)
F1	FLOORBOARD-FUSSBODENBRETT-PLANCHER  or-oder-ou	42+1 55+1	18x114 18x88	3755
R1	ROOFBOARD-DACHBRETT-VOLIGES  or-oder-ou	84+2 110+2	18x114 18x88	2820
FF1	FLOOR FILLET-FUSSBODENLEISTE-BAGUETTE DE FINITION DE PLANCHER 		18x35	17m
GB1	GABLE BOARD-GIEBELBLENDE-PLANCHE DE RIVE 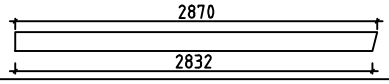	4	18x120	2870
GS1	ROOF FELT FILLET-GIEBELLEISTE-BAGUETTES POUR FIXER LES PLANCHES DE RIVE 	4	18x70	2870
EB1	EAVE BOARD-TRAUFBRETT-LATTES SOUS VOLIGES 	4	18x90	2350
ES1	EAVE SLAT-TRAUFENLEISTE-BAGUETTES POUR FIXER LES LATTES SOUS VOLIGES 	4	30x40	2350
DB1	DIAMOND-RAUTE-ELÉMENTS DE DÉCORATION 	2	18x90	200
DT1	DOOR ASSEMBLING PROFILE-TÜR INSTALLIERUNGSPROFIL -TASSEAU DE FIXATION POUR PORTES 	2	18x25	1930
WT1	WINDOW ASSEMBLING PROFILE-FENSTER INSTALLIERUNGSPROFIL -TASSEAU DE FIXATION POUR FENÉTRE 	2	18x25	1050
WT2	WINDOW ASSEMBLING PROFILE-FENSTER INSTALLIERUNGSPROFIL -TASSEAU DE FIXATION POUR FENÉTRE 	2	18x25	920
SJ1	SCREW JOINT-GEWINDESTANGE -TIGES FILETÉS	4	M10	2000
	NAIL-NAGEL-CLOUS FOR-FÜR-POUR COATING FOR ROOF-BESCHICHTUNG FÜR DACH-REVÉTEMENT DE TOIT 	380	⌀2.5	20
	NAIL-NAGEL-CLOUS FOR-FÜR-POUR FF1	40	⌀2.0	40
	NAIL-NAGEL-CLOUS FOR-FÜR-POUR F1, R1 	900	⌀2.5	60
	SCREWS-SCHRAUBEN-VIS FOR-FÜR-POUR GB1, GS1, EB1, ES1, DB1 	60	⌀4.5	50
	SCREWS-SCHRAUBEN-VIS FOR-FÜR-POUR 003, 012, 020 FBI1, FBI2	80	⌀4.5	90
	SCREWS-SCHRAUBEN-VIS FOR-FÜR-POUR RB1, RB2 W1-1, W2-1 	40	⌀6.0	160
	COATING FOR ROOF-BESCHICHTUNG FÜR DACH-REVÉTEMENT DE TOIT 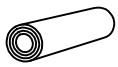	4,0	R = 10m	
	DOUBLEDOOR-DOPPELTÜR-DOUBLE PORTE (right-rechts-droit) ORT__1H P 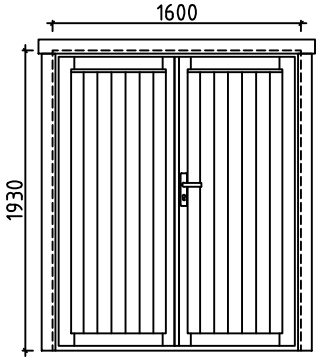 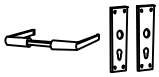  	1 1 1 1	1600	1930

House Brest 70 CC	Material	File Brest 70 CC.dwg	Sheet 11