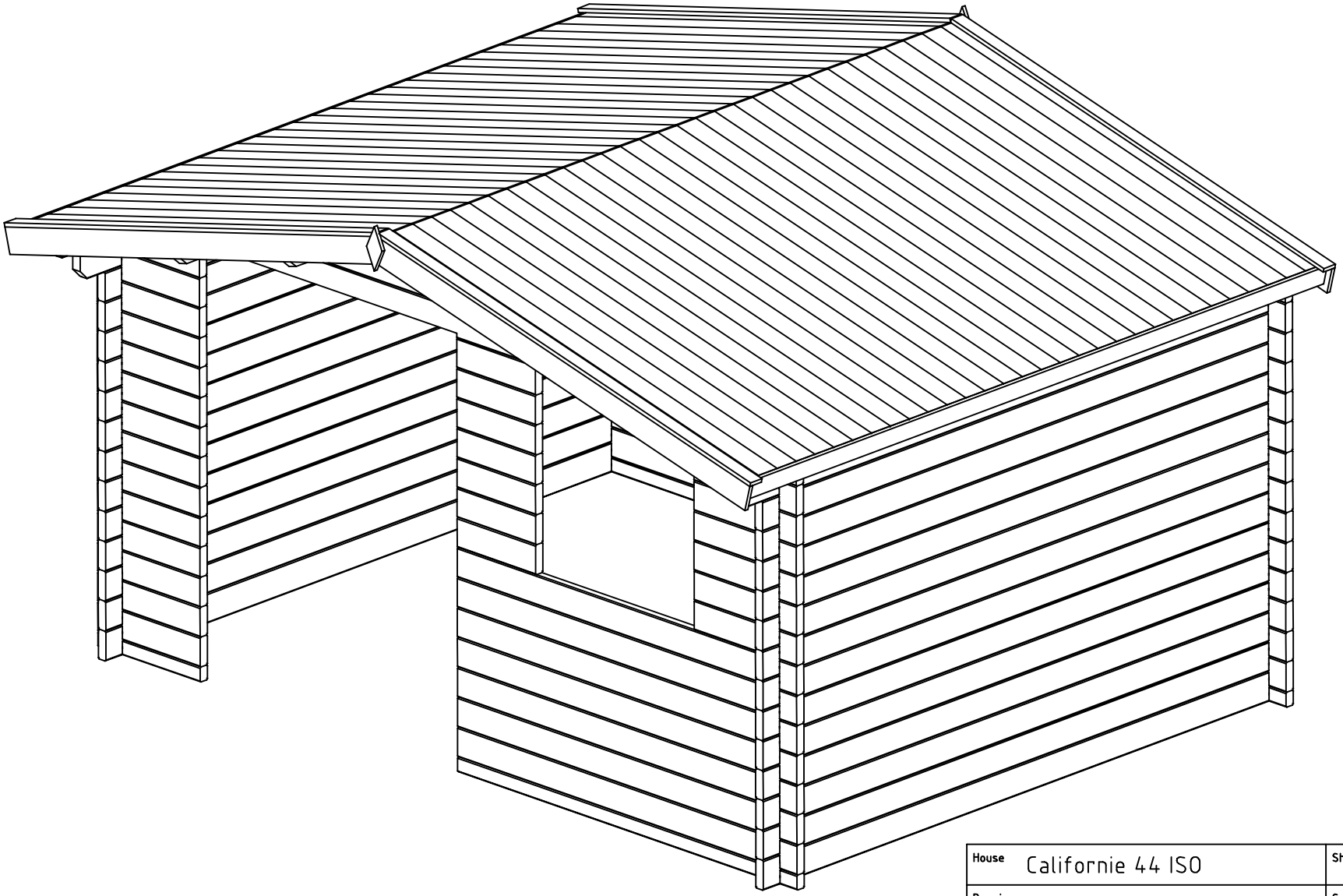

House	Californie 44 ISO	Sheet	1
Drawing	3D	Scale	
Material	44x135	Date	15.10.2018
Drawer	RP	File	Californie 44 ISO 3D.dwg

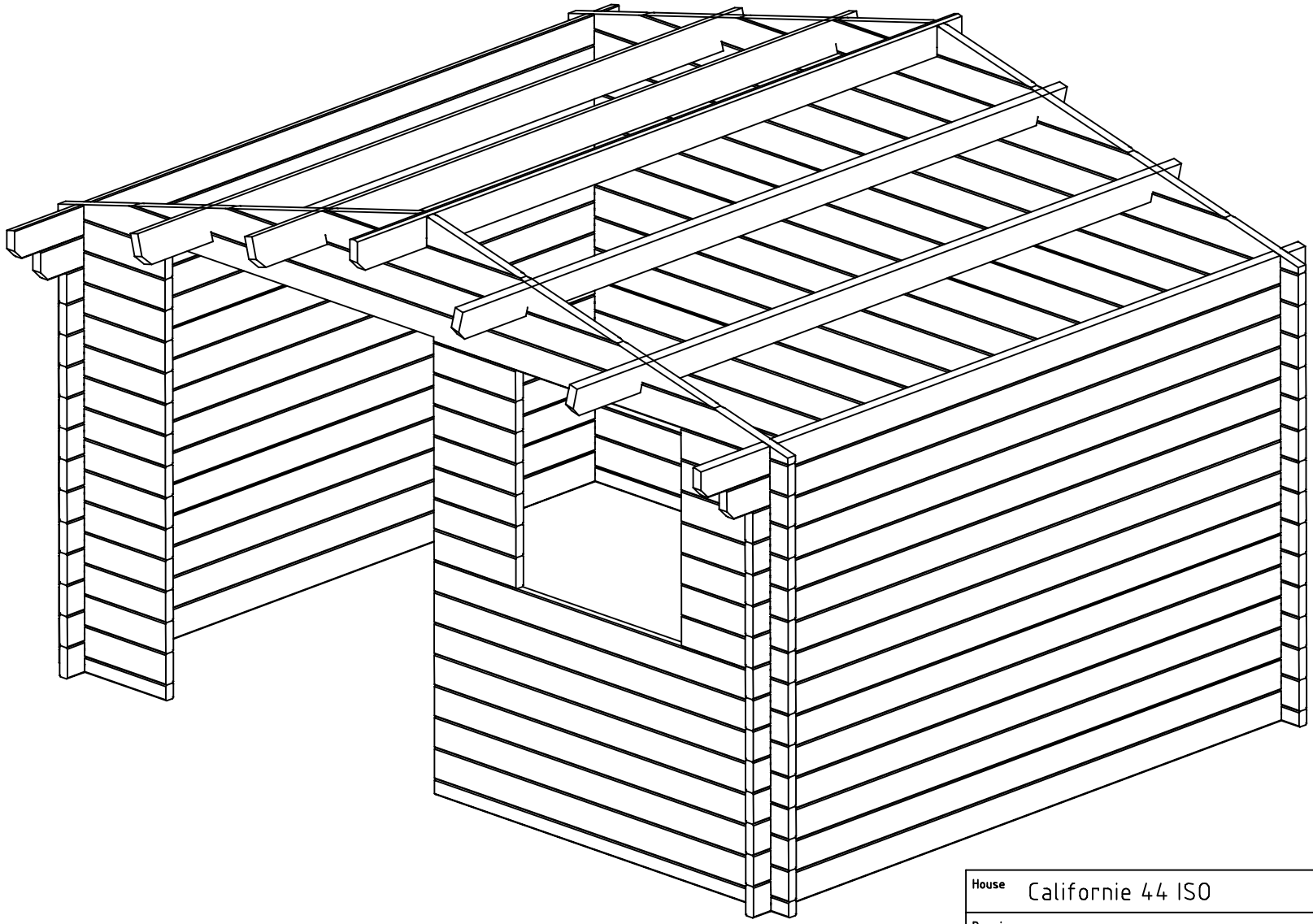

House	Californie 44 ISO	Sheet	2
Drawing	3D	Scale	
Material	44x135	Date	15.10.2018
Drawer	RP	File	Californie 44 ISO 3D.dwg

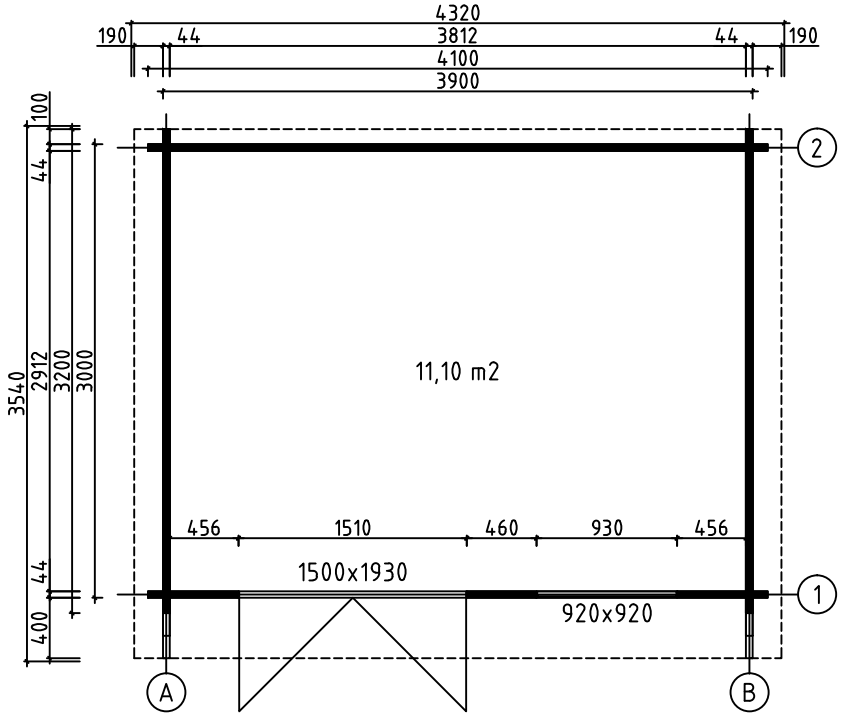

House	Californie 44 ISO	Sheet	3
Drawing	GROUNDPLAN	Scale	1:50
Material	44x135	Date	15.10.2018
Drawer	RP	File	Californie 44 ISO.dwg

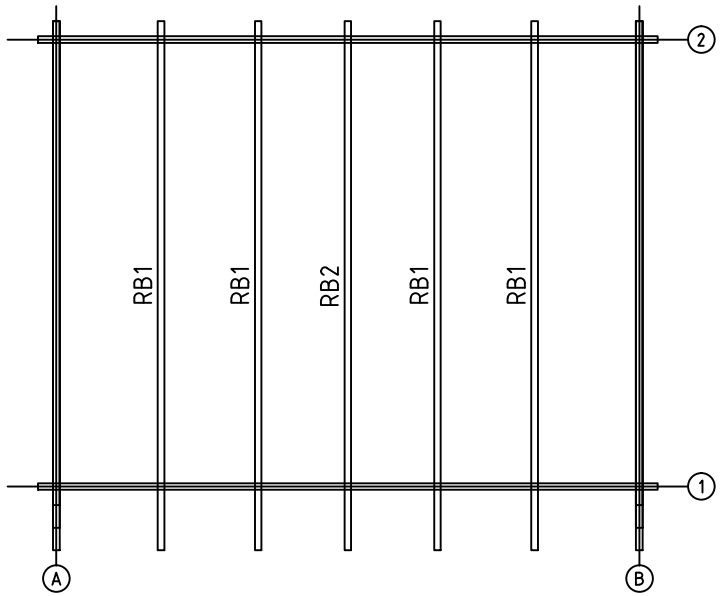

House	Californie 44 ISO	Sheet	4
Drawing	ROOFBEAMS	Scale	1:50
Material	43x140	Date	15.10.2018
Drawer	RP	File	Californie 44 ISO.dwg

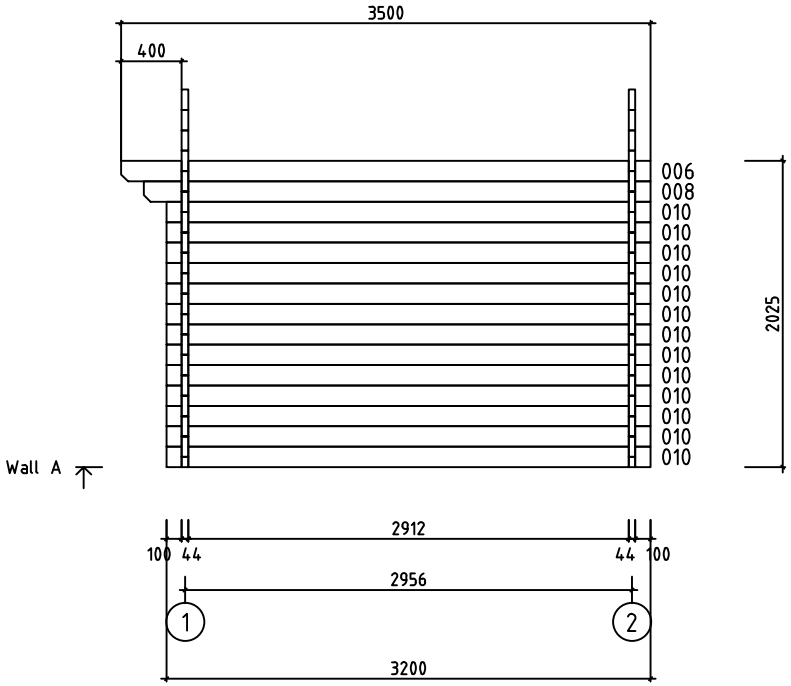

House	Californie 44 ISO	Sheet	5
Drawing	WALL A	Scale	1:50
Material	44x135	Date	15.10.2018
Drawer	RP	File	Californie 44 ISO.dwg

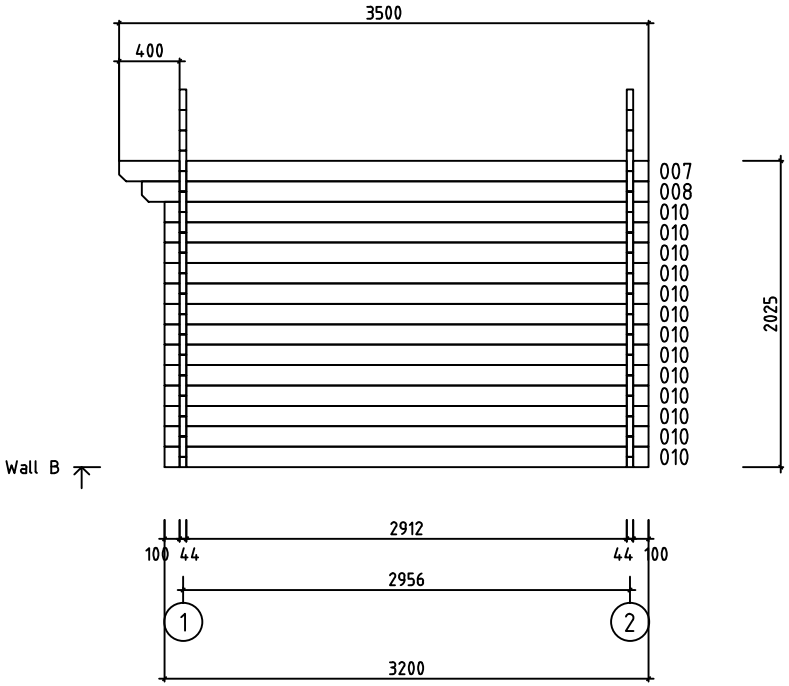

House	Californie 44 ISO	Sheet	6
Drawing	WALL B	Scale	1:50
Material	44x135	Date	15.10.2018
Drawer	RP	File	Californie 44 ISO.dwg

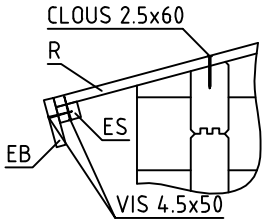

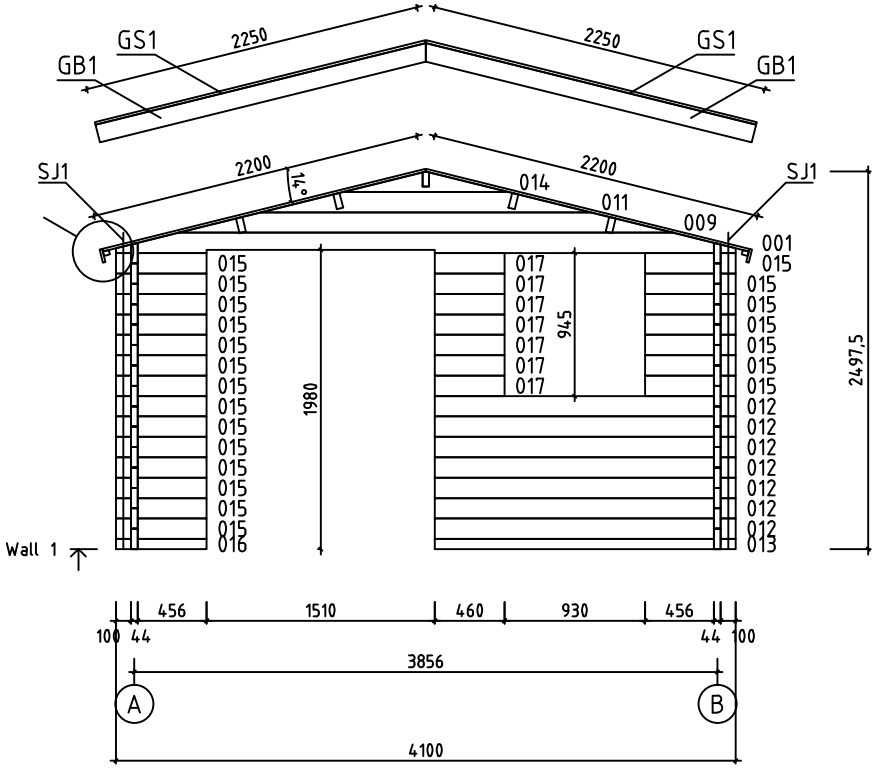

House	Californie 44 ISO	Sheet	7
Drawing	WALL 1	Scale	1:50
Material	44x135	Date	15.10.2018
Drawer	RP	File	Californie 44 ISO.dwg

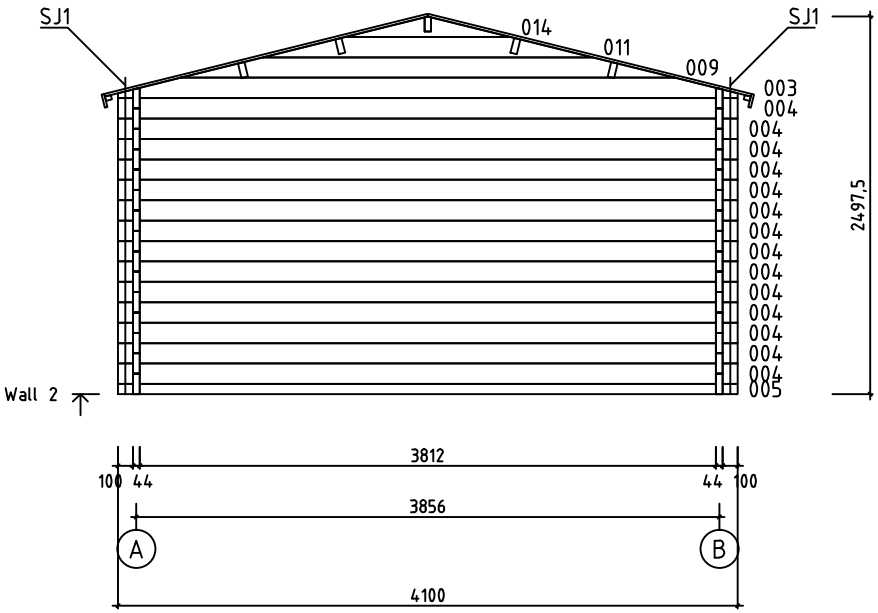

House	Californie 44 ISO	Sheet	8
Drawing	WALL 2	Scale	1:50
Material	44x135	Date	15.10.2018
Drawer	RP	File	Californie 44 ISO.dwg

Pos	Specification-Bestimmung-Spécification	PCS	Profile (mm)	L (mm)
002	SPARE BEAM-ERZATZBOHLE-MADRIER DE RÉSERVE 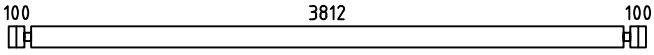	1	44x135	4100
004	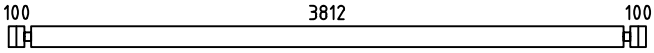	14	44x135	4100
005	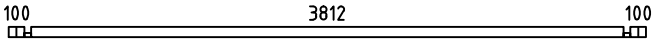	1	44x68	4100
006		1	44x135	3500
007		1	44x135	3500
008		2	44x135	3350
010	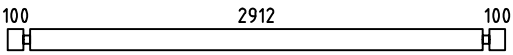	26	44x135	3200
012		7	44x135	1990
013		1	44x68	1990
015	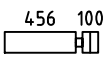	21	44x135	600
016	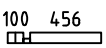	1	44x68	600
017		7	44x135	460
W1-1	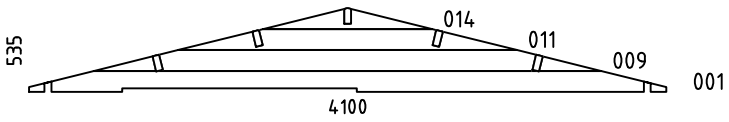	1	44x535	4100
W2-1	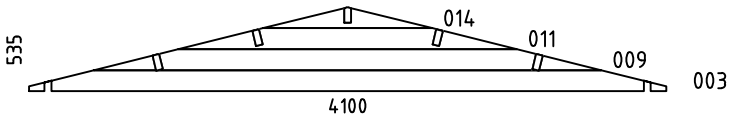	1	44x535	4100
HB	HIT BLOCK-SCHLAGHÖLZER-MADRIERS D´ASSEMBLAGE 	2	44x135	300
RB1	ROOFBEAMS-DACHBALKEN-SOLIVES DE PLAFOND 	4	43x140	3500
RB2	ROOFBEAMS-DACHBALKEN-SOLIVES DE PLAFOND 	1	43x140	3500
R1	ROOFBOARD-DACHBRETT-VOLIGES  or-oder-ou	62+2 80+2	18x114 18x88	2200
GB1	GABLE BOARD-GIEBELBLENDE-PLANCHE DE RIVE 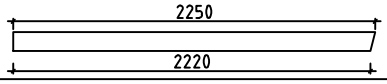	4	18x120	2250
GS1	ROOF FELT FILLET-GIEBELLEISTE-BAGUETTES POUR FIXER LES PLANCHES DE RIVE 	4	18x70	2250
EB1	EAVE BOARD-TRAUFBRETT-LATTES SOUS VOLIGES 	4	18x90	1750
ES1	EAVE SLAT-TRAUFENLEISTE-BAGUETTES POUR FIXER LES LATTES SOUS VOLIGES 	4	30x40	1750
DB1	DIAMOND-RAUTE-ELÉMENTS DE DÉCORATION 	2	18x90	200

House Californie 44 ISO	Material	File Californie 44 ISO.dwg	Sheet 1/2

Pos	Specification-Bestimmung-Spécification	PCS	Profile (mm)	L (mm)
SJ1	SCREW JOINT-GEWINDESTANGE -TIGES FILETÉS 	4	M10	2000
	NAIL-NAGEL-CLOUS FOR-FÜR-POUR COATING FOR ROOF-BESCHICHTUNG FÜR DACH-REVÉTEMENT DE TOIT 	210	ϕ2.5	20
	NAIL-NAGEL-CLOUS FOR-FÜR-POUR R1 	330	ϕ2.5	60
	SCREWS-SCHRAUBEN-VIS FOR-FÜR-POUR GB1, GS1, EB1, ES1, DB1 	70	ϕ4.5	50
	SCREWS-SCHRAUBEN-VIS RB1, RB2 FOR-FÜR-POUR W1-1, W2-1 	26	ϕ6.0	160
	COATING FOR ROOF-BESCHICHTUNG FÜR DACH-REVÉTEMENT DE TOIT 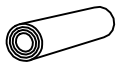	2,0	R = 15m	
	DOUBLEDOOR-DOPPELTÜR-DOUBLE PORTE (left-links-gauche) AST__ISO__PL V	1	1500	1930
	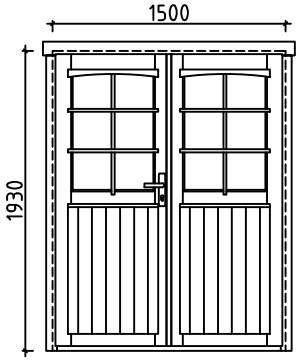 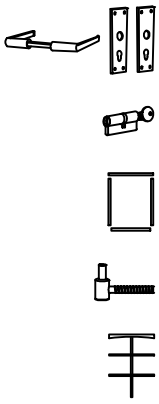	1 1 1 6 2		
	WINDOW-FENSTER-FENÉTRE (left-links-gauche) AST__ISO__KP__AL__PL V	1	920	920
	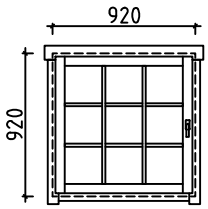 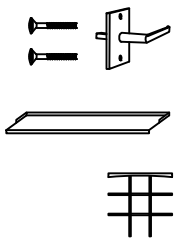	1 1 1		

House Californie 44 ISO	Material	File Californie 44 ISO.dwg	Sheet 10

#001	1	4100	1
#002		4100	1
#003	2	4100	1
#004	2	4100	14
#005	2	4100	1
#006	A	3500	1
#007	B	3500	1
#008	A,B	3350	2
#009	1,2	3267	2
#010	A,B	3200	26
#011	1,2	2178	2
#012	1	1990	7
#013	1	1990	1
#014	1,2	1089	2
#015	1	600	21
#016	1	600	1
#017	1	460	7