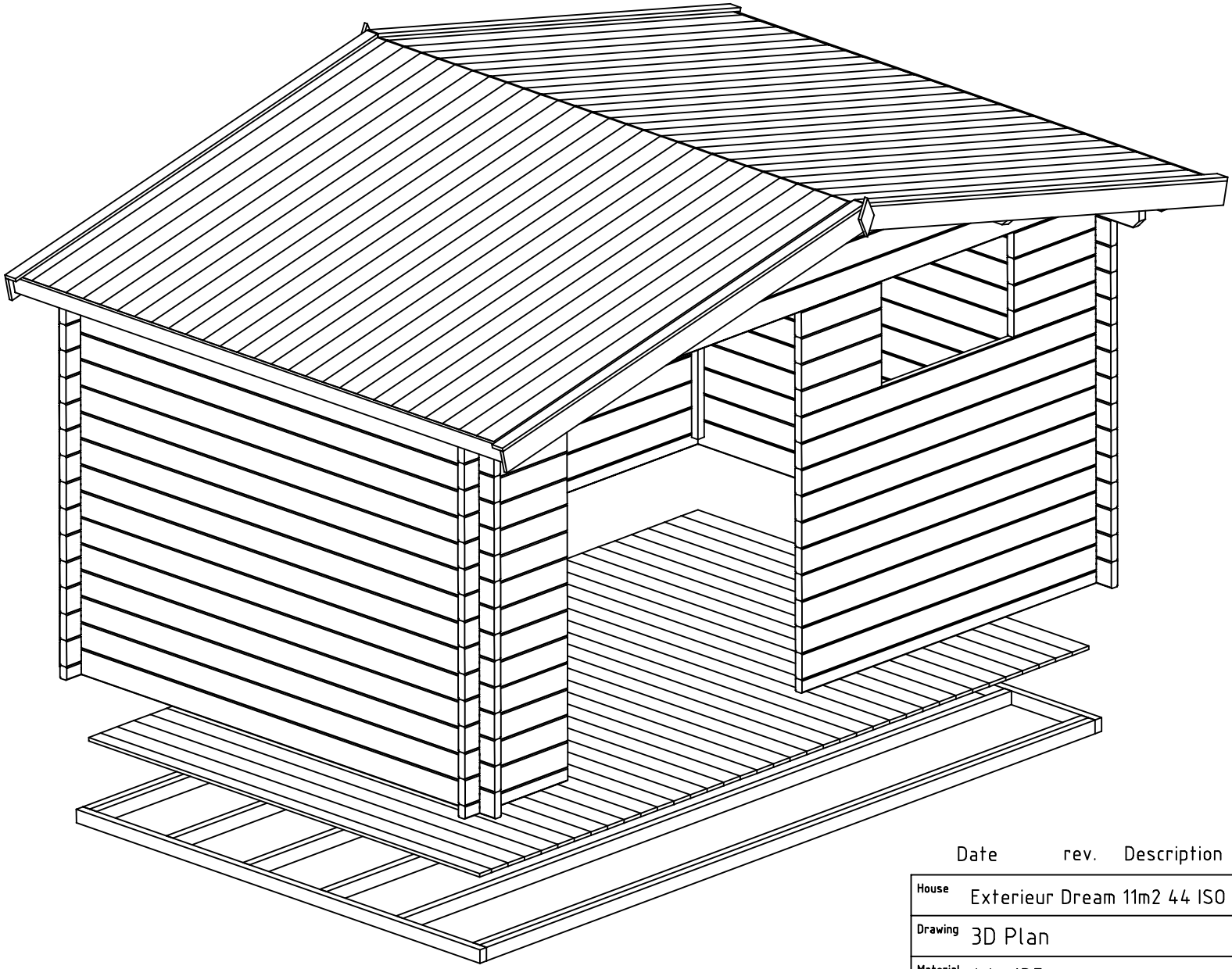

Date	rev.	Description

House	Exterieur Dream 11m2 44 ISO	Sheet	1
Drawing	3D Plan	Scale	
Material	44x135	Date	03.02.2020
Drawer	RP	File	Exterieur Dream 11m2 44 ISO 3D.dwg

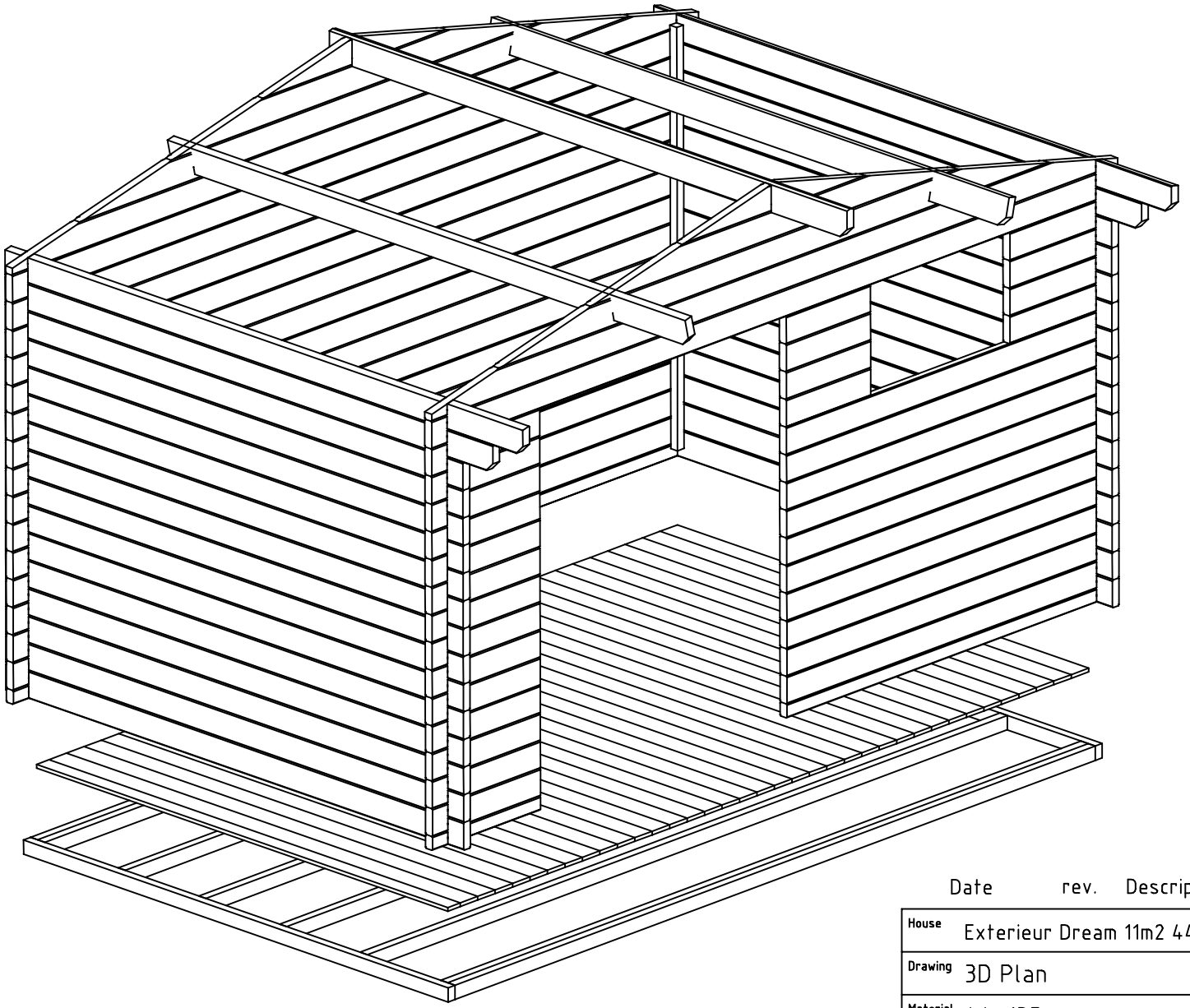

Date rev. Description

House	Exterieur Dream 11m2 44 ISO	Sheet	2
Drawing	3D Plan	Scale	
Material	44x135	Date	03.02.2020
Drawer	RP	File	Exterieur Dream 11m2 44 ISO 3D.dwg

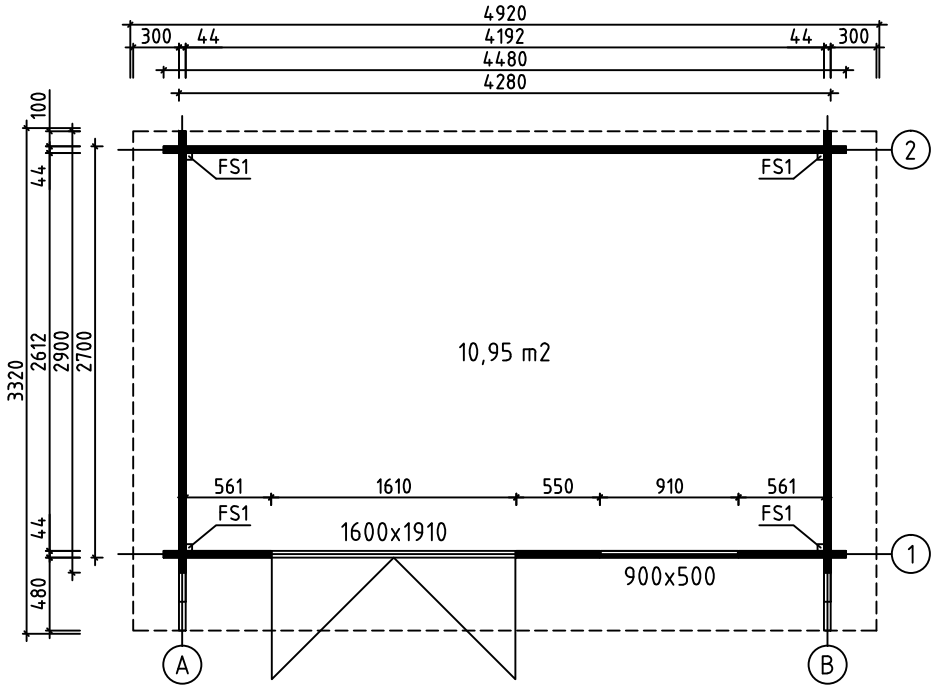

House	Exterieur Dream 11m2 44 ISO	Sheet	3
Drawing	GROUNDPLAN	Scale	1:50
Material	44x135	Date	03.02.2020
Drawer	RP	File	Exterieur Dream 11m2 44 ISO.dwg

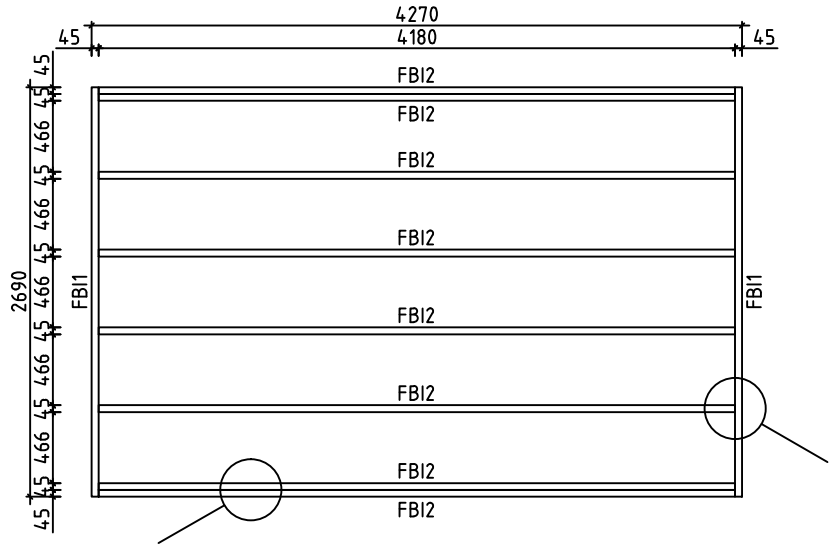

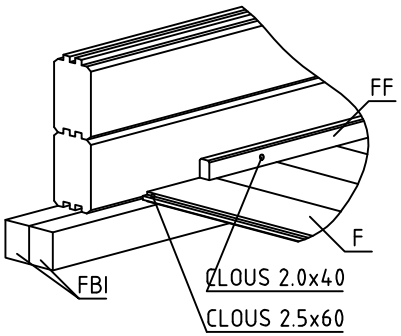

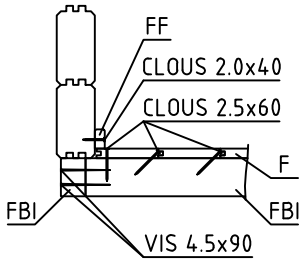

House	Exterieur Dream 11m2 44 ISO	Sheet	4
Drawing	FLOORBEAMS	Scale	1:50
Material	45x70	Date	03.02.2020
Drawer	RP	File	Exterieur Dream 11m2 44 ISO.dwg

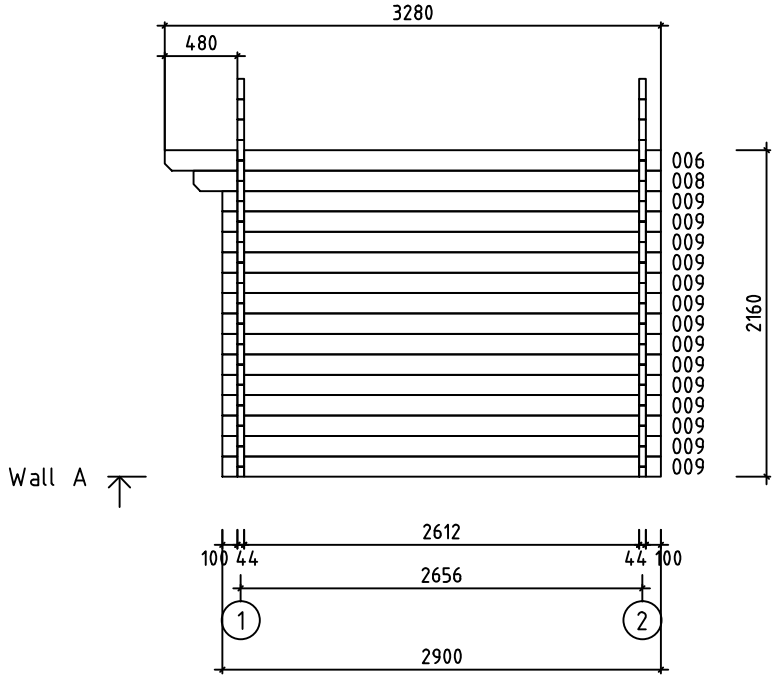

House	Exterieur Dream 11m2 44 ISO	Sheet	5
Drawing	WALL A	Scale	1:50
Material	44x135	Date	03.02.2020
Drawer	RP	File	Exterieur Dream 11m2 44 ISO.dwg

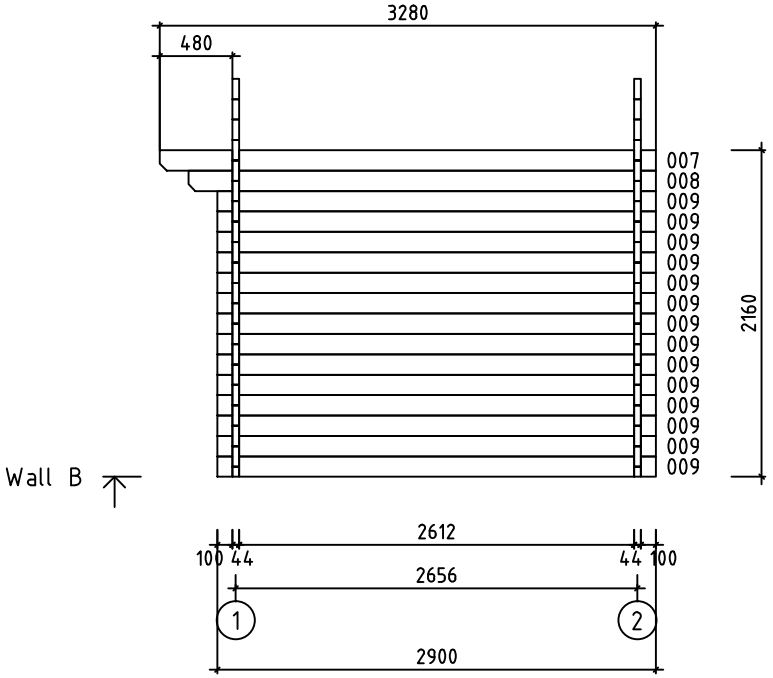

House	Exterieur Dream 11m2 44 ISO	Sheet	6
Drawing	WALL B	Scale	1:50
Material	44x135	Date	03.02.2020
Drawer	RP	File	Exterieur Dream 11m2 44 ISO.dwg

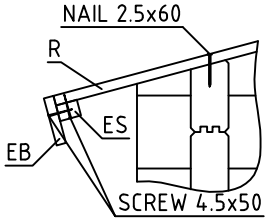

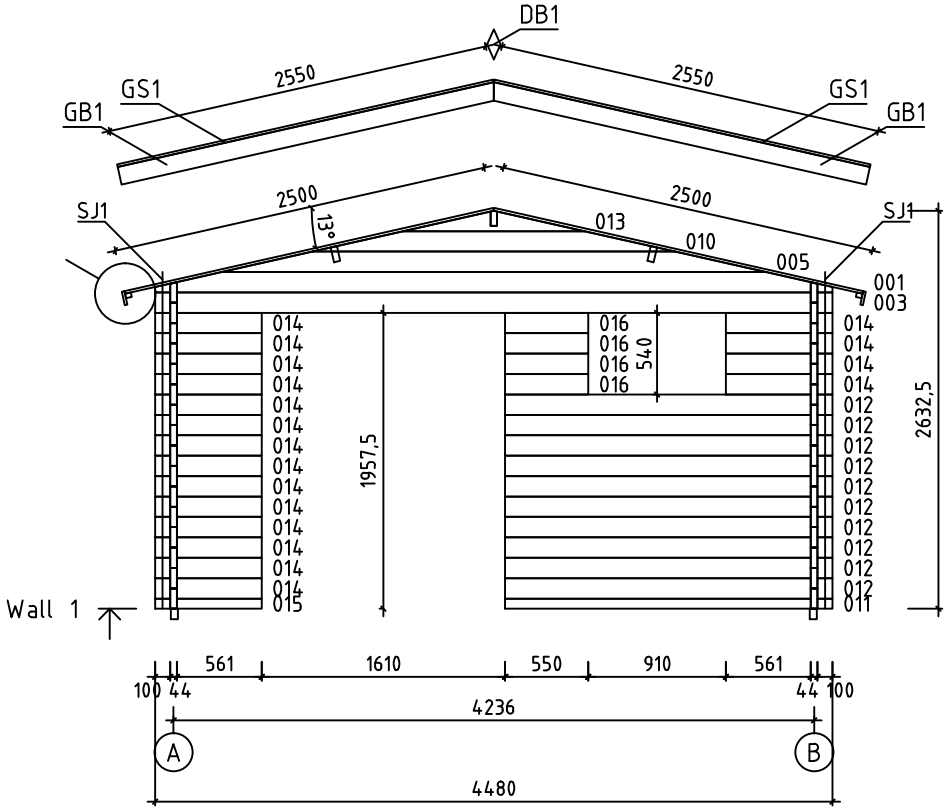

House	Exterieur Dream 11m2 44 ISO	Sheet	7
Drawing	WALL 1	Scale	1:50
Material	44x135	Date	03.02.2020
Drawer	RP	File	Exterieur Dream 11m2 44 ISO.dwg

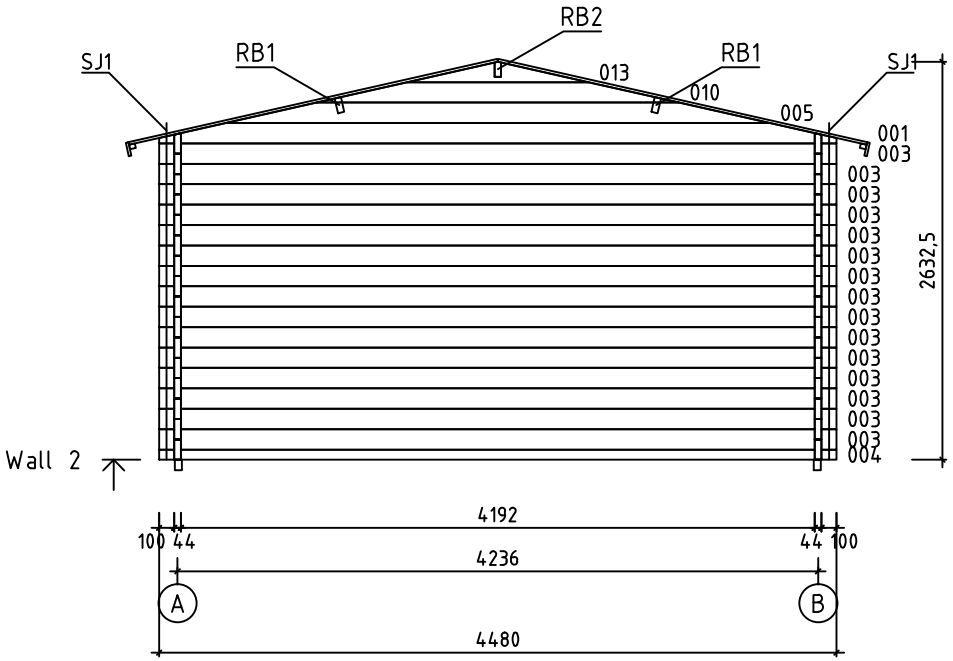

House	Exterieur Dream 11m2 44 ISO	Sheet	8
Drawing	WALL 2	Scale	1:50
Material	44x135	Date	03.02.2020
Drawer	RP	File	Exterieur Dream 11m2 44 ISO.dwg

Pos	Specification-Bestimmung-Spécification	PCS	Profile (mm)	L (mm)
002	SPARE BEAM-ERZATZBOHLE-MADRIER DE RÉSERVE 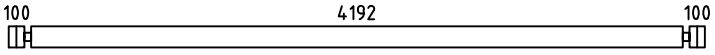	1	44x135	4480
003	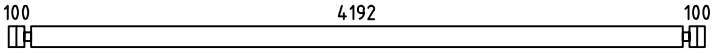	16	44x135	4480
004	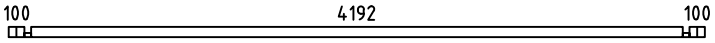	1	44x68	4480
006		1	44x135	3280
007		1	44x135	3280
008	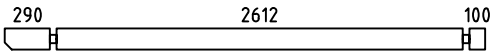	2	44x135	3090
009	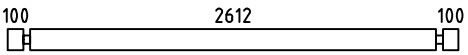	28	44x135	2900
011	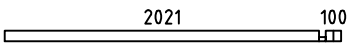	1	44x68	2165
012		10	44x135	2165
014	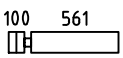	18	44x135	705
015	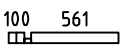	1	44x68	705
016		4	44x135	550
W1-1 W2-1	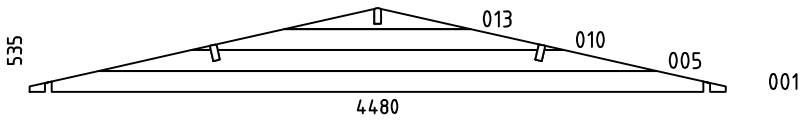	2	44x535	4480
HB	HIT BLOCK-SCHLAGHÖLZER-MADRIERS D´ASSEMBLAGE 	2	44x135	300
FBI2	FLOORBEAMS-FUSSBODENBALKEN-POUTRES DE FONDATION IMPRÉGNÉS IMM	8	45x70	4180
FBI1	FLOORBEAMS-FUSSBODENBALKEN-POUTRES DE FONDATION IMPRÉGNÉS IMM	2	45x70	2690
FS1	FIXING SLAT-BEFESTIGUNGSLEISTE-BAGUETTE DE FIXATION 	4	43x43	2050
RB1	ROOFBEAMS-DACHBALKEN-SOLIVES DE PLAFOND 	2	43x140	3280
RB2	ROOFBEAMS-DACHBALKEN-SOLIVES DE PLAFOND 	1	43x140	3280
F1	FLOORBOARD-FUSSBODENBRETT-PLANCHER or-oder-ou	37+1 48+1	18x114 18x88	2605
R1	ROOFBOARD-DACHBRETT-VOLIGES or-oder-ou	58+2 76+2	18x114 18x88	2500
FF1	FLOOR FILLET-FUSSBODENLEISTE-BAGUETTE DE FINITION DE PLANCHER		18x35	14m
GB1	GABLE BOARD-GIEBELBLENDE-PLANCHE DE RIVE 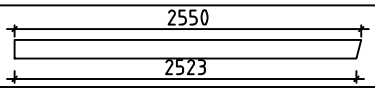	4	18x120	2550
GS1	ROOF FELT FILLET-GIEBELLEISTE-BAGUETTES POUR FIXER LES PLANCHES DE RIVE	4	18x70	2550

House	Material	File	Sheet
Exterieur Dream 11m2 44 ISO		Exterieur Dream 11m2 44 ISO.dwg	9

Pos	Specification-Bestimmung-Spécification	PCS	Profile (mm)	L (mm)
EB1	EAVE BOARD-TRAUFBRETT-LATTES SOUS VOLIGES	4	18x90	1640
ES1	EAVE SLAT-TRAUFENLEISTE-BAGUETTES POUR FIXER LES LATTES SOUS VOLIGES	4	30x40	1640
DB1	DIAMOND-RAUTE-ELÉMENTS DE DÉCORATION	2	18x90	200
SJ1	SCREW JOINT-GEWINDESTANGE -TIGES FILETÉS	4	M10	2170
	NAIL-NAGEL-CLOUS FOR-FÜR-POUR FF1	30	ϕ2.0	40
	NAIL-NAGEL-CLOUS FOR-FÜR-POUR COATING FOR ROOF-BESCHICHTUNG FÜR DACH-REVÉTEMENT DE TOIT	270	ϕ2.5	20
	NAIL-NAGEL-CLOUS FOR-FÜR-POUR F1, R1	530	ϕ2.5	60
	SCREWS-SCHRAUBEN-VIS FOR-FÜR-POUR GB1, GS1, EB1, ES1, DB1, FS1	80	ϕ4.5	50
	SCREWS-SCHRAUBEN-VIS FOR-FÜR-POUR 004, 011, 015 FBI1, FBI2	50	ϕ4.5	90
	SCREWS-SCHRAUBEN-VIS FOR-FÜR-POUR RB1, RB2 W1-1, W2-1	22	ϕ6.0	160
	COATING FOR ROOF-BESCHICHTUNG FÜR DACH-REVÉTEMENT DE TOIT	2,0	R = 10m	
	DOUBLEDOOR-DOPPELTÜR-DOUBLE PORTE (right-rechts-droit) ORT__1H P	1	1600	1910
		1		
		1		
		1		
	WINDOW-FENSTER-FENÉTRE ORT__1H__SU	1	900	500
		1		
		1		

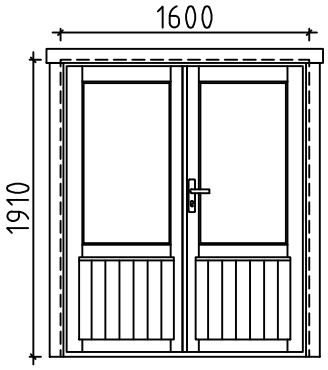

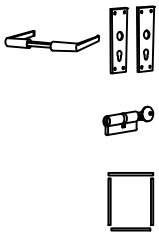

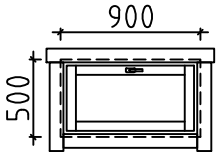

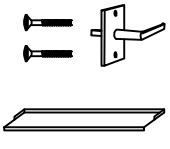

House Exterieur Dream 11m2 44 ISO	Material	File Exterieur Dream 11m2 44 ISO.dwg	Sheet 10

#001	1,2	4480	2
#002		4480	1
#003	1,2	4480	16
#004	2	4480	1
#005	1,2	3593	2
#006	A	3280	1
#007	B	3280	1
#008	A,B	3090	2
#009	A,B	2900	28
#010	1,2	2395	2
#011	1	2165	1
#012	1	2165	10
#013	1,2	1198	2
#014	1	705	18
#015	1	705	1
#016	1	550	4