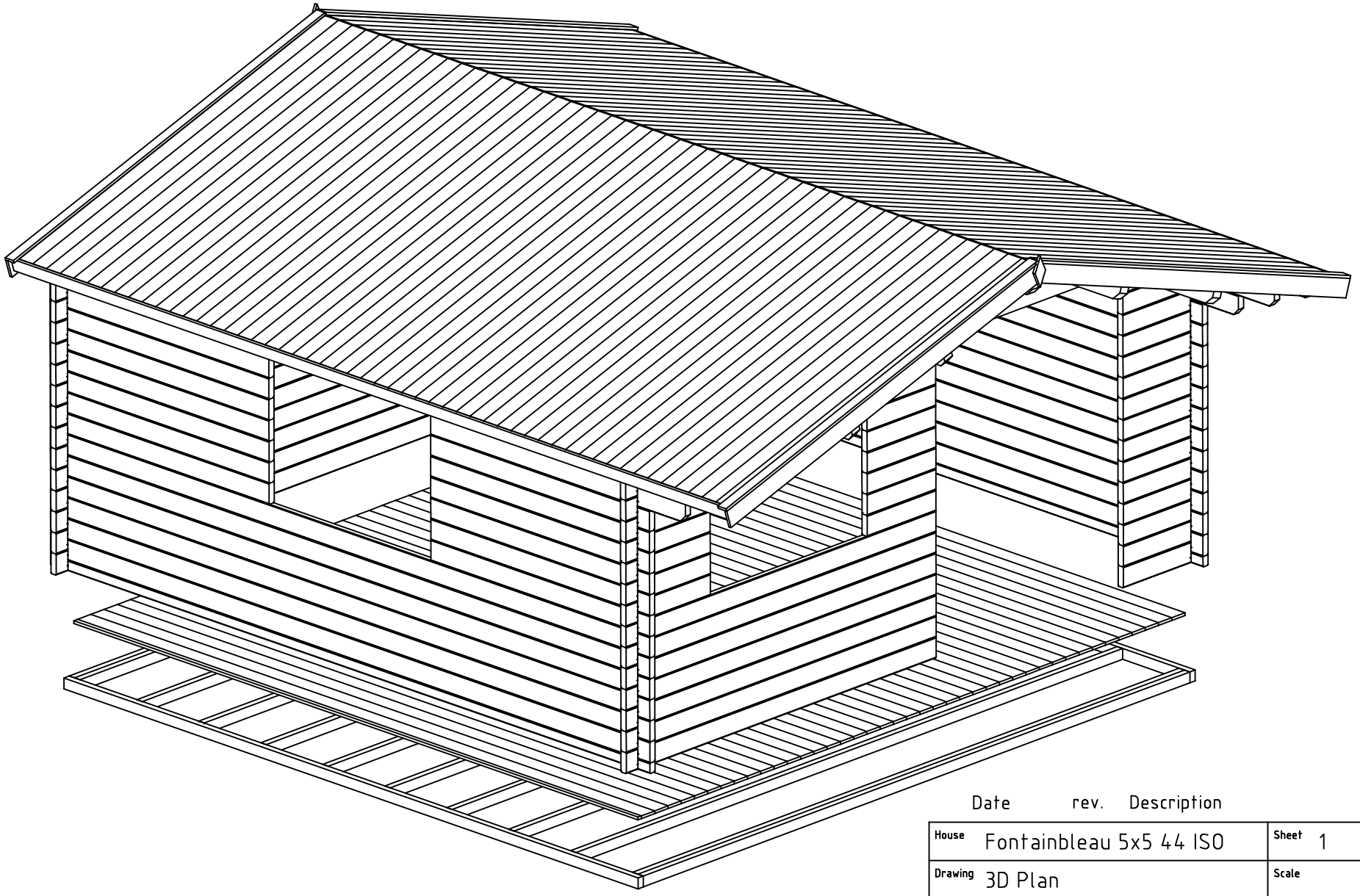

Date rev. Description

House	Fontainbleau 5x5 44 ISO	Sheet	1
Drawing	3D Plan	Scale	
Material	44x135	Date	09.08.2017
Drawer	RP	File	Fontainbleau 5x5 44 ISO 3D.dwg

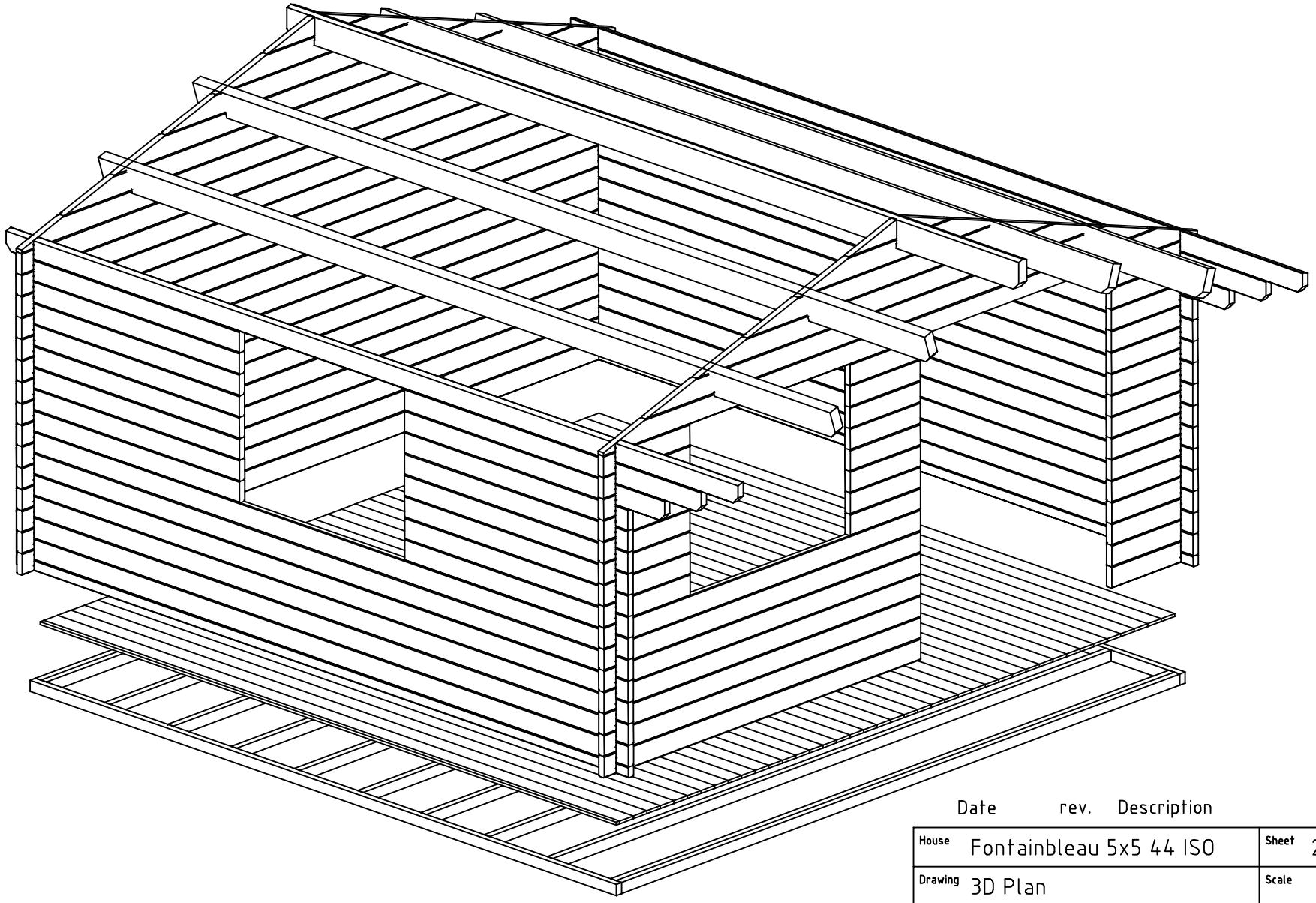

Date rev. Description

House	Fontainbleau 5x5 44 ISO	Sheet	2
Drawing	3D Plan	Scale	
Material	44x135	Date	09.08.2017
Drawer	RP	File	Fontainbleau 5x5 44 ISO 3D.dwg

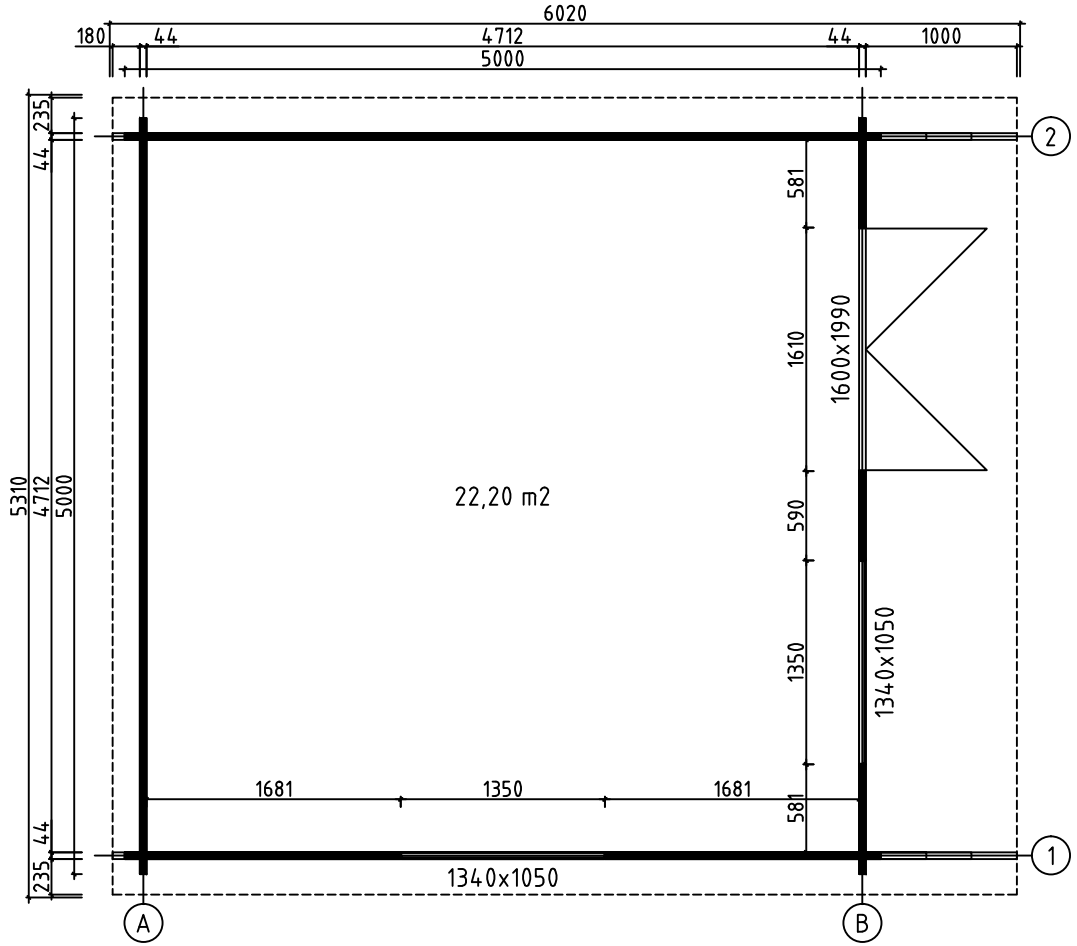

House	Fontainbleau 5x5 44 ISO	Sheet	3
Drawing	PLAN DE MASSE	Scale	1:50
Material	44x135	Date	09.08.2017
Drawer	RP	File	Fontainbleau 5x5 44 ISO.dwg

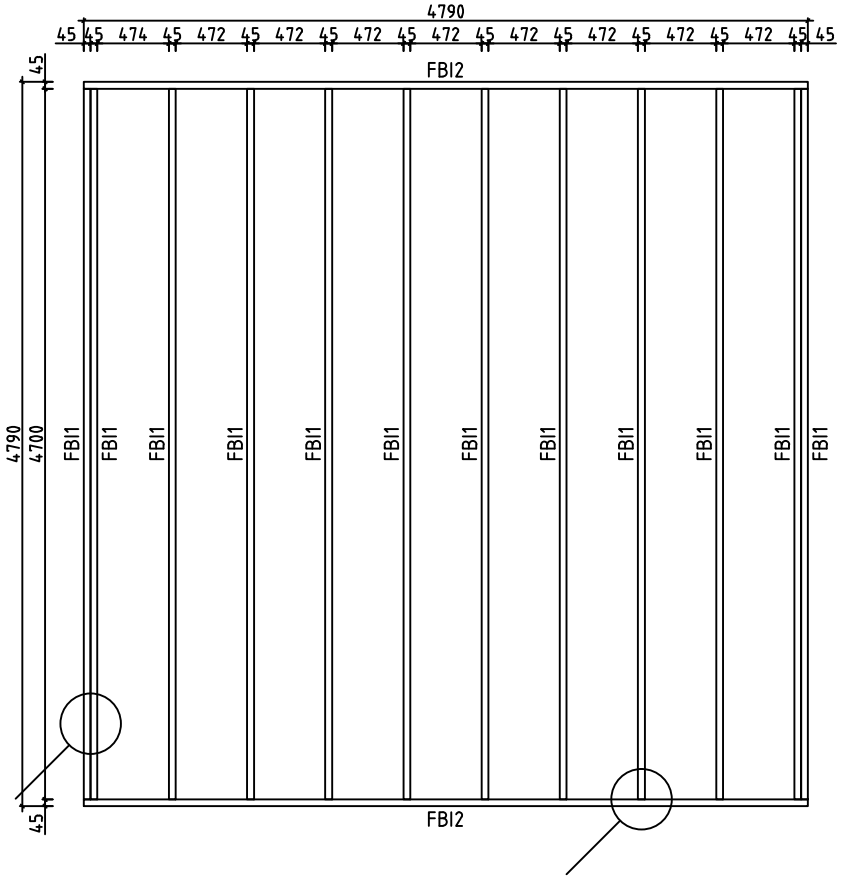

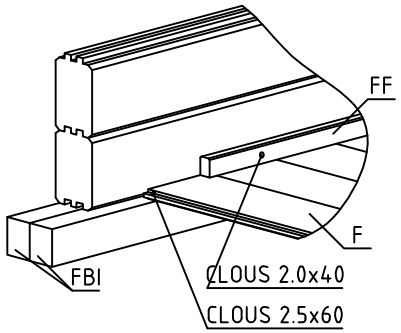

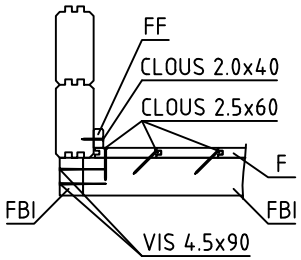

House	Fontainbleau 5x5 44 ISO	Sheet	4
Drawing	FONDATION	Scale	1:50
Material	45x70	Date	09.08.2017
Drawer	RP	File	Fontainbleau 5x5 44 ISO.dwg

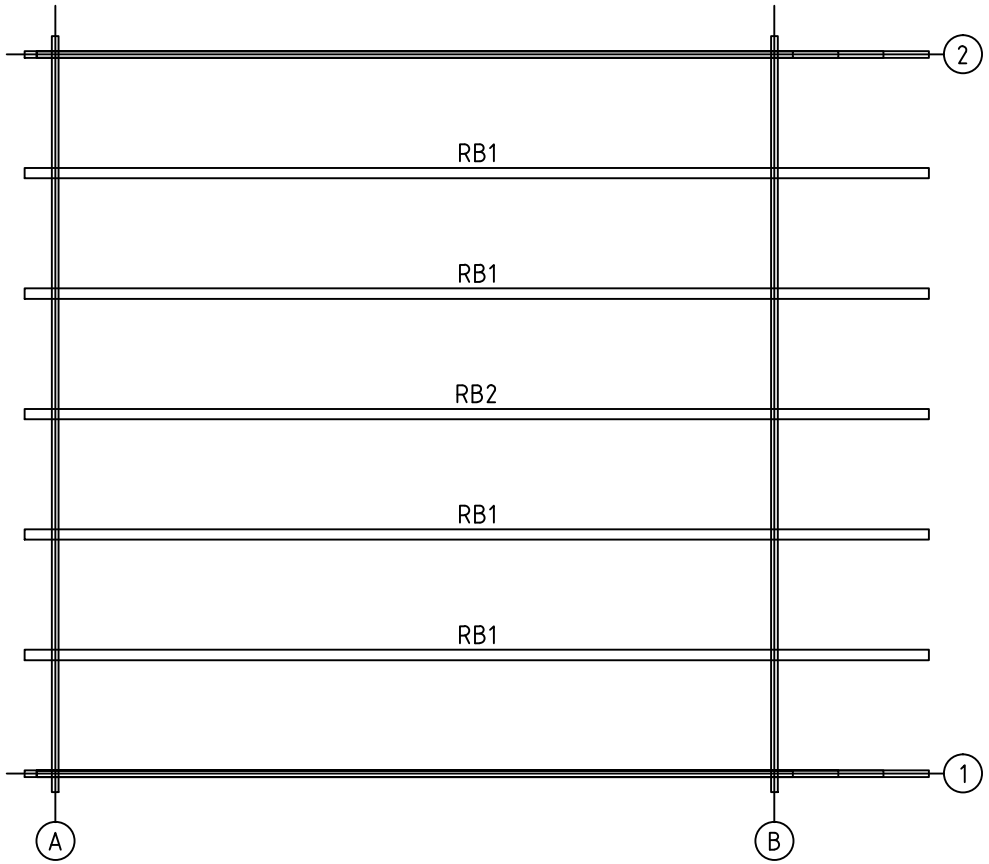

House	Fontainbleau 5x5 44 ISO	Sheet	5
Drawing	SOLIVES DE PLAFOND	Scale	1:50
Material	68x190	Date	09.08.2017
Drawer	RP	File	Fontainbleau 5x5 44 ISO.dwg

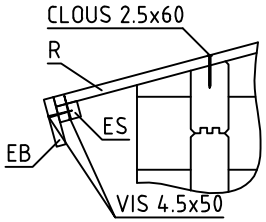

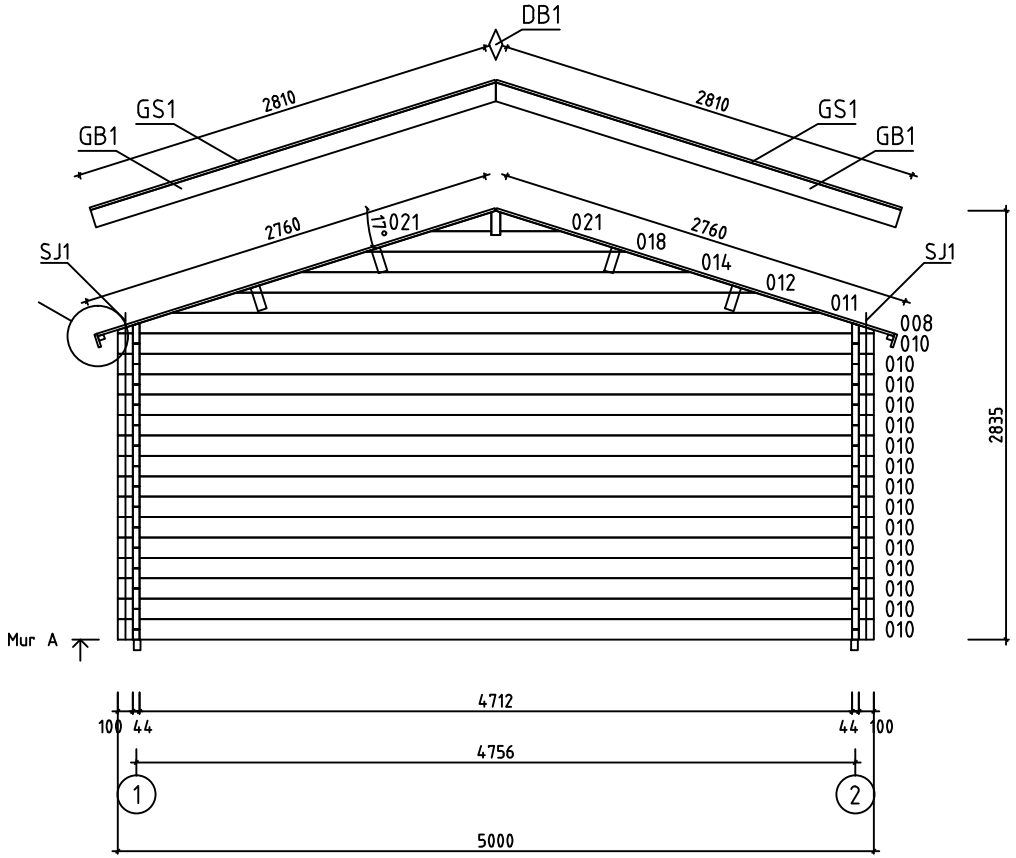

House	Fontainbleau 5x5 44 ISO	Sheet	6
Drawing	MUR A	Scale	1:50
Material	44x135	Date	09.08.2017
Drawer	RP	File	Fontainbleau 5x5 44 ISO.dwg

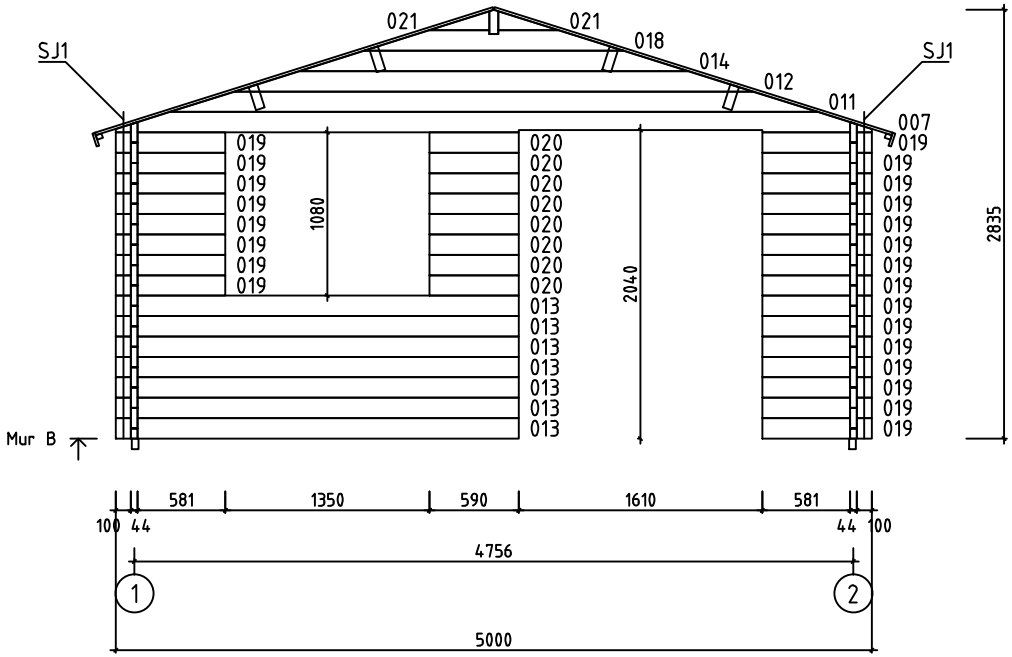

House	Fontainbleau 5x5 44 ISO	Sheet	7
Drawing	MUR B	Scale	1:50
Material	44x135	Date	09.08.2017
Drawer	RP	File	Fontainbleau 5x5 44 ISO.dwg

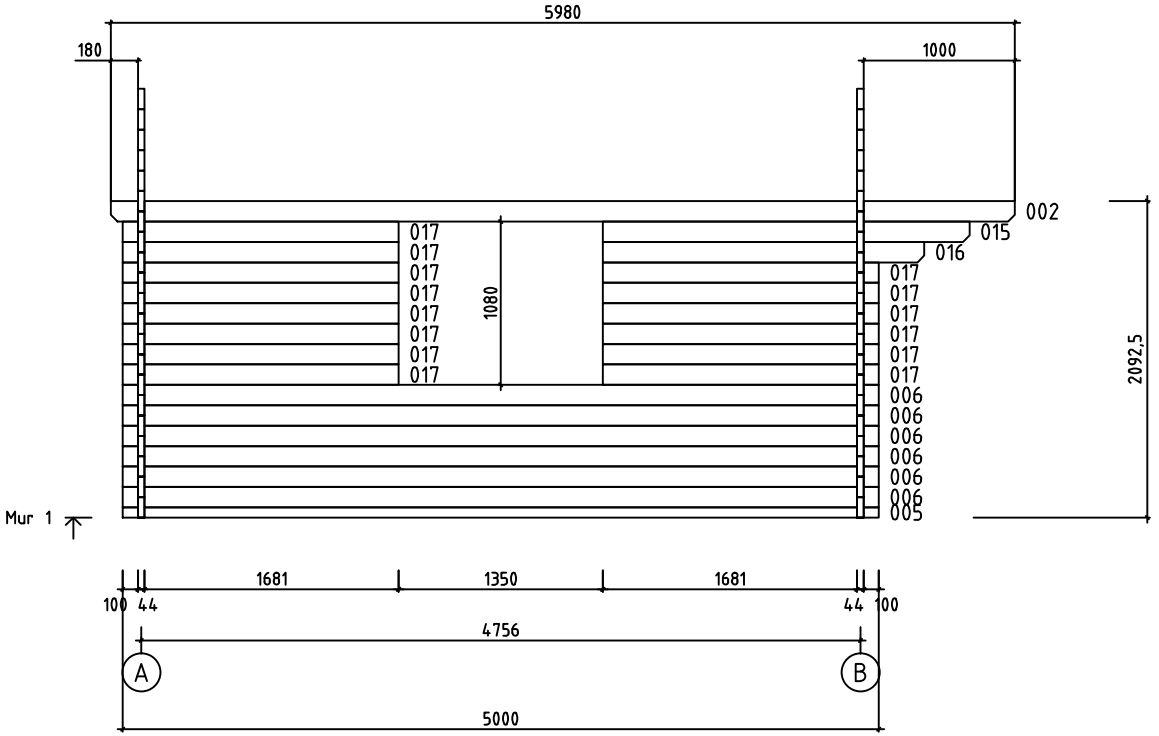

House	Fontainbleau 5x5 44 ISO	Sheet	8
Drawing	MUR 1	Scale	1:50
Material	44x135	Date	09.08.2017
Drawer	RP	File	Fontainbleau 5x5 44 ISO.dwg



House	Fontainbleau 5x5 44 ISO	Sheet	9
Drawing	MUR 2	Scale	1:50
Material	44x135	Date	09.08.2017
Drawer	RP	File	Fontainbleau 5x5 44 ISO.dwg

Pos	Spécification	PZS	Profile (mm)	L (mm)
001		1	44x135	5980
002		1	44x135	5980
003		1	44x135	5600
004	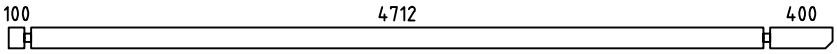	1	44x135	5300
005	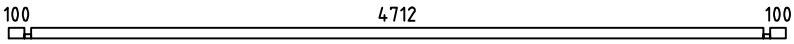	2	44x68	5000
006		18	44x135	5000
009	MADRIER DE RÉSERVE 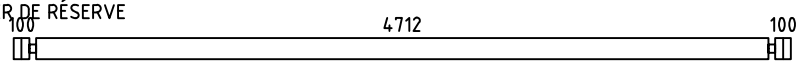	1	44x135	5000
010	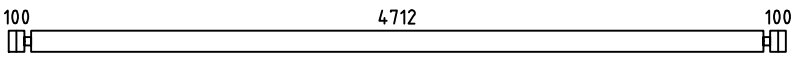	15	44x135	5000
013	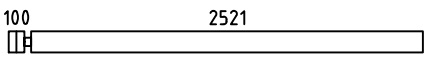	7	44x135	2665
015		1	44x135	2425
016		1	44x135	2125
017		14	44x135	1825
019	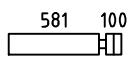	23	44x135	725
020		8	44x135	590
WA-1	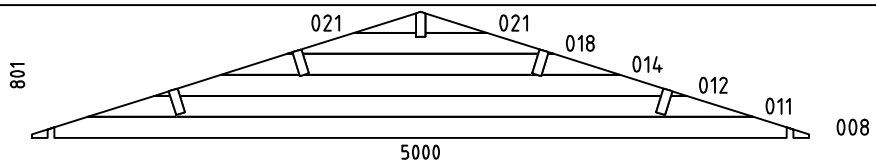	1	44x801	5000
WB-1	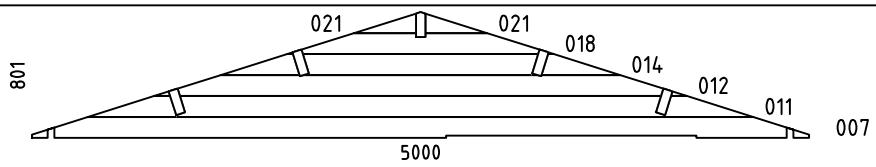	1	44x801	5000
HB	MADRIERS D´ASSEMBLAGE 	2	44x135	300
FBI2	POUTRES DE FONDATION IMPRÉGNÉS IMM	2	45x70	4790
FBI1	POUTRES DE FONDATION IMPRÉGNÉS IMM	12	45x70	4700
RB1	SOLIVES DE PLAFOND 	4	68x190	5980
RB2	SOLIVES DE PLAFOND 	1	68x190	5980
F1	PLANCHER  ou	42+1 55+1	18x114 18x88	4705
R1	VOLIGES  ou	106+2 138+2	18x114 18x88	2760

House	Material	File	Sheet
Fontainbleau 5x5 44 ISO		Fontainbleau 5x5 44 ISO.dwg	10

Pos	Spécification	PZS	Profile (mm)	L (mm)
FF1	BAGUETTE DE FINITION DE PLANCHER		18x35	19m
GB1	PLANCHE DE RIVE 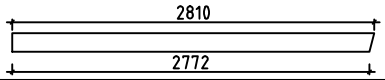	4	18x120	2810
GS1	BAGUETTES POUR FIXER LES PLANCHES DE RIVE	4	18x70	2810
EB1	LATTES SOUS VOLIGES	4	18x90	2990
ES1	BAGUETTES POUR FIXER LES LATTES SOUS VOLIGES	4	30x40	2990
DB1	ELÉMENTS DE DÉCORATION	2	18x90	200
SJ1	TIGES FILETÉS	4	M10	2090
	CLOUS POUR LE REVÉTEMENT DE TOIT	480	⌀2.5	20
	CLOUS POUR FF1	50	⌀2.0	40
	CLOUS POUR F1, R1	1120	⌀2.5	60
	VIS POUR GB1, GS1, EB1, ES1, DB1	80	⌀4.5	50
	VIS 005 POUR FBI1, FBI2	60	⌀4.5	90
	VIS POUR WA-1, WB-1, RB1, RB2	40	⌀6.0	160
	REVÉTEMENT DE TOIT	3,0	R = 15m	
	DOUBLE PORTE (droit) ORT_ECO 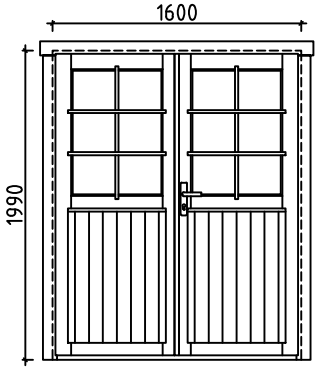	P	1600	1990
		1		
		1		
		1		
		6		
		2		
	DOUBLE FENÉTRE (droit) ORT_ECO 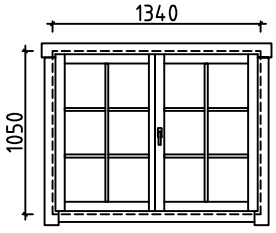	P	1340	1050
		2		
		2		
		4		

#001	2	5980	1
#002	1	5980	1
#003	2	5600	1
#004	2	5300	1
#005	1,2	5000	2
#006	1,2	5000	18
#007	B	5000	1
#008	A	5000	1
#009		5000	1
#010	A	5000	15
#011	A,B	4284	2
#012	A,B	3427	2
#013	B	2665	7
#014	A,B	2570	2
#015	1	2425	1
#016	1	2125	1
#017	1	1825	14
#018	A,B	1713	2
#019	B	725	23
#020	B	590	8
#021	A,B	398	4