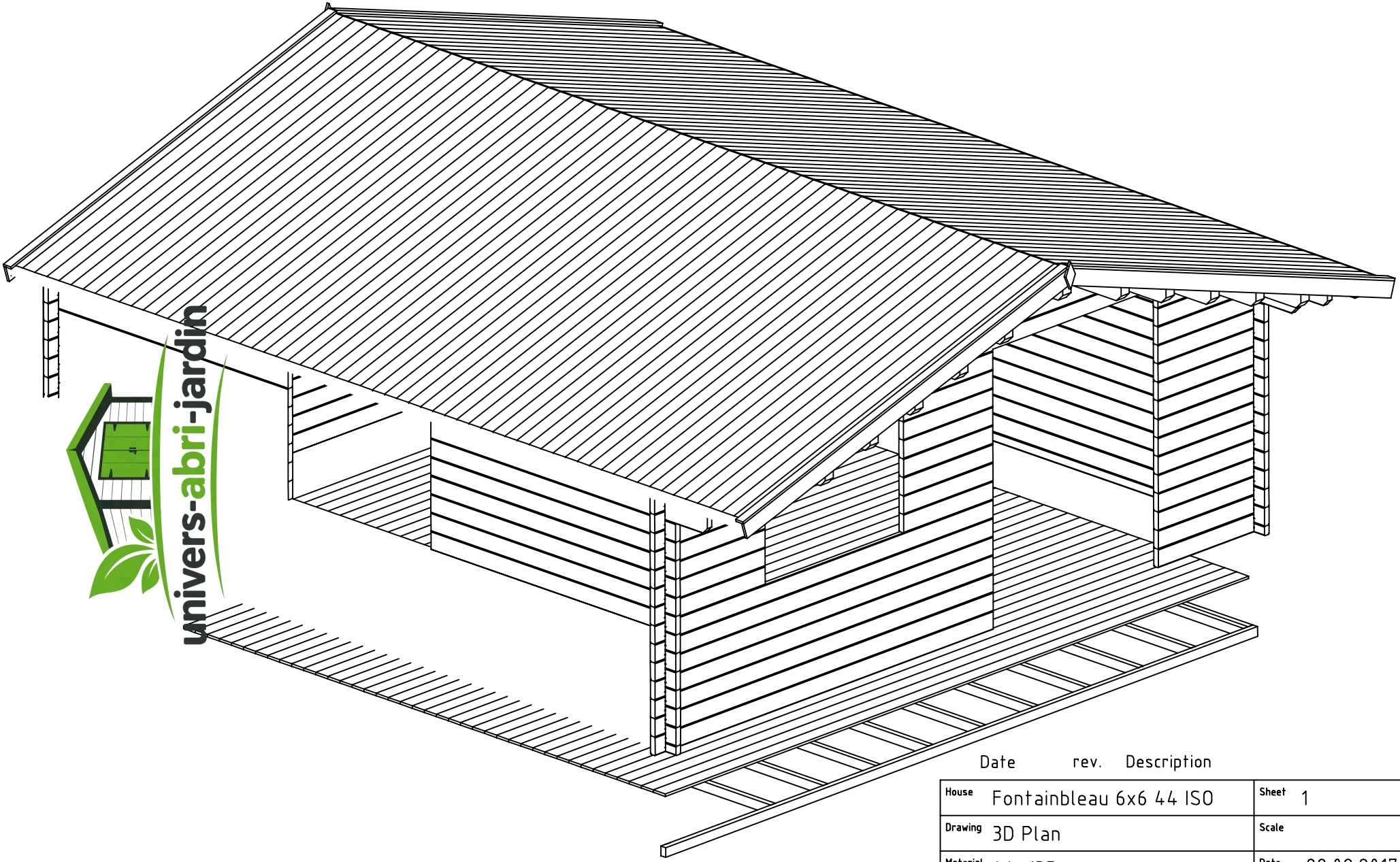

Date	rev.	Description

House	Fontainbleau 6x6 44 ISO	Sheet	1
Drawing	3D Plan	Scale	
Material	44x135	Date	29.08.2017
Drawer	RP	File	Fontainbleau 6x6 44 ISO 3D.dwg

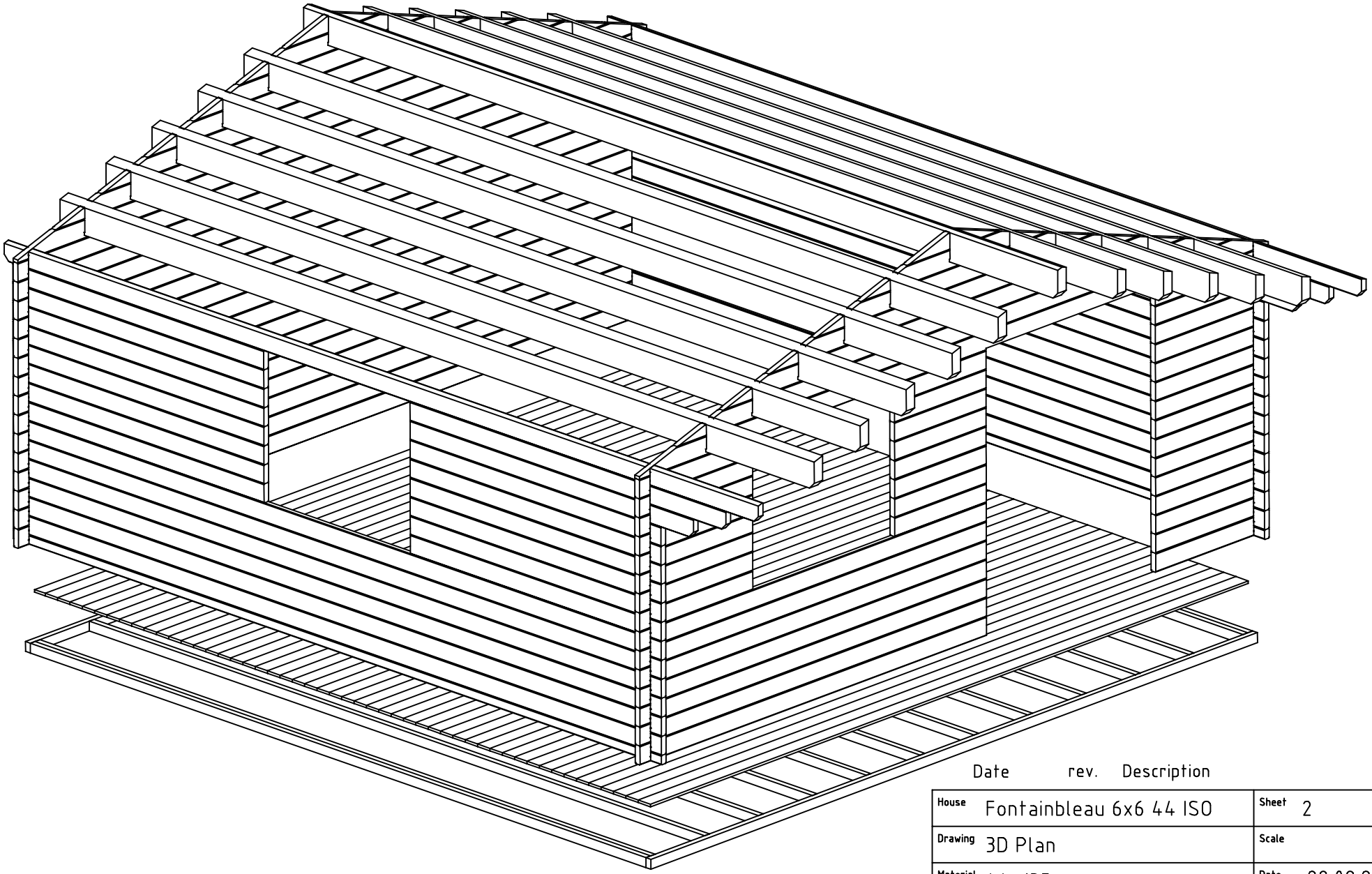

Date rev. Description

House	Fontainbleau 6x6 44 ISO	Sheet	2
Drawing	3D Plan	Scale	
Material	44x135	Date	29.08.2017
Drawer	RP	File	Fontainbleau 6x6 44 ISO 3D.dwg

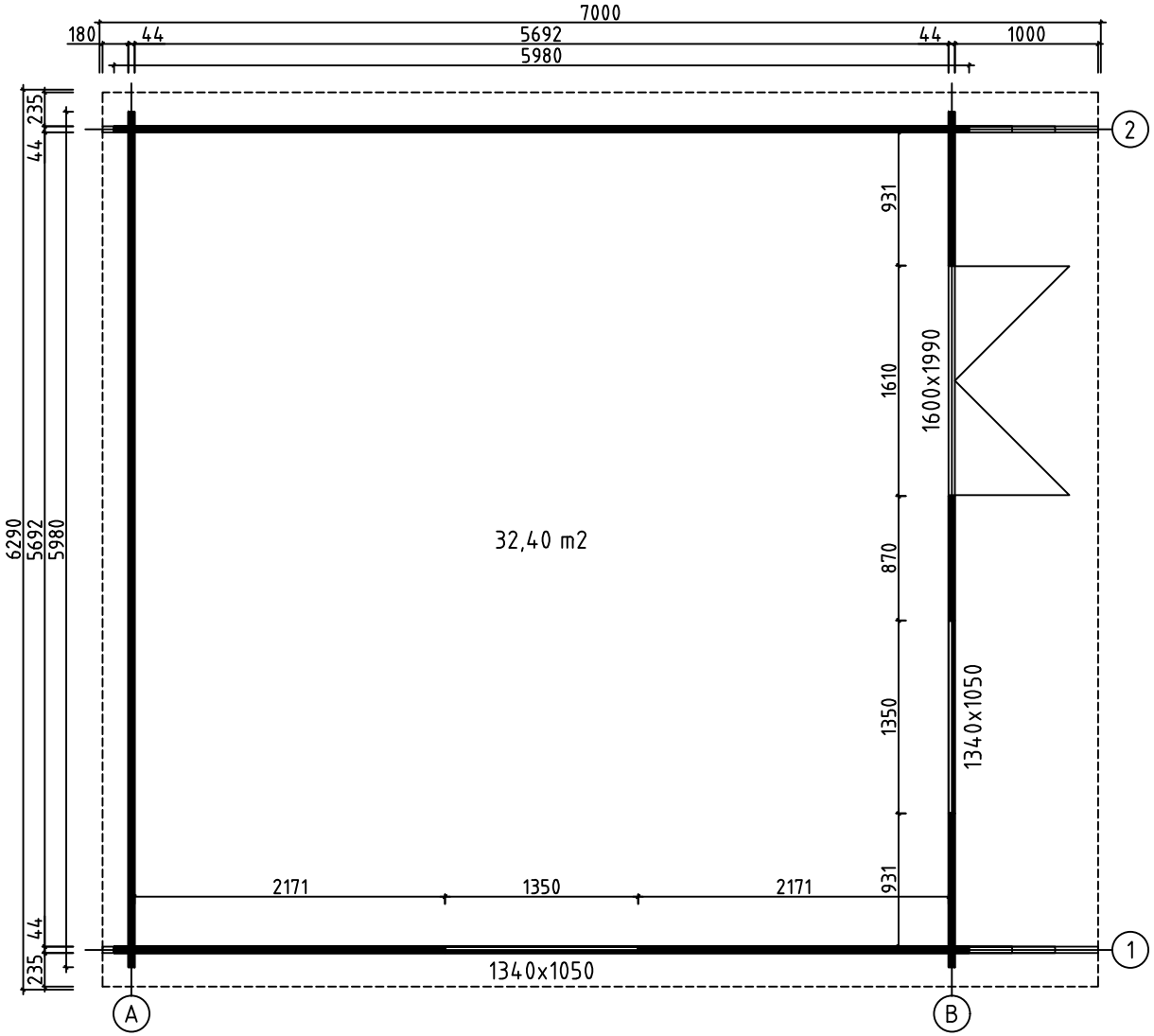

House	Fontainbleau 6x6 44 ISO	Sheet	3
Drawing	PLAN DE MASSE	Scale	1:50
Material	44x135	Date	29.08.2017
Drawer	RP	File	Fontainbleau 6x6 44 ISO.dwg

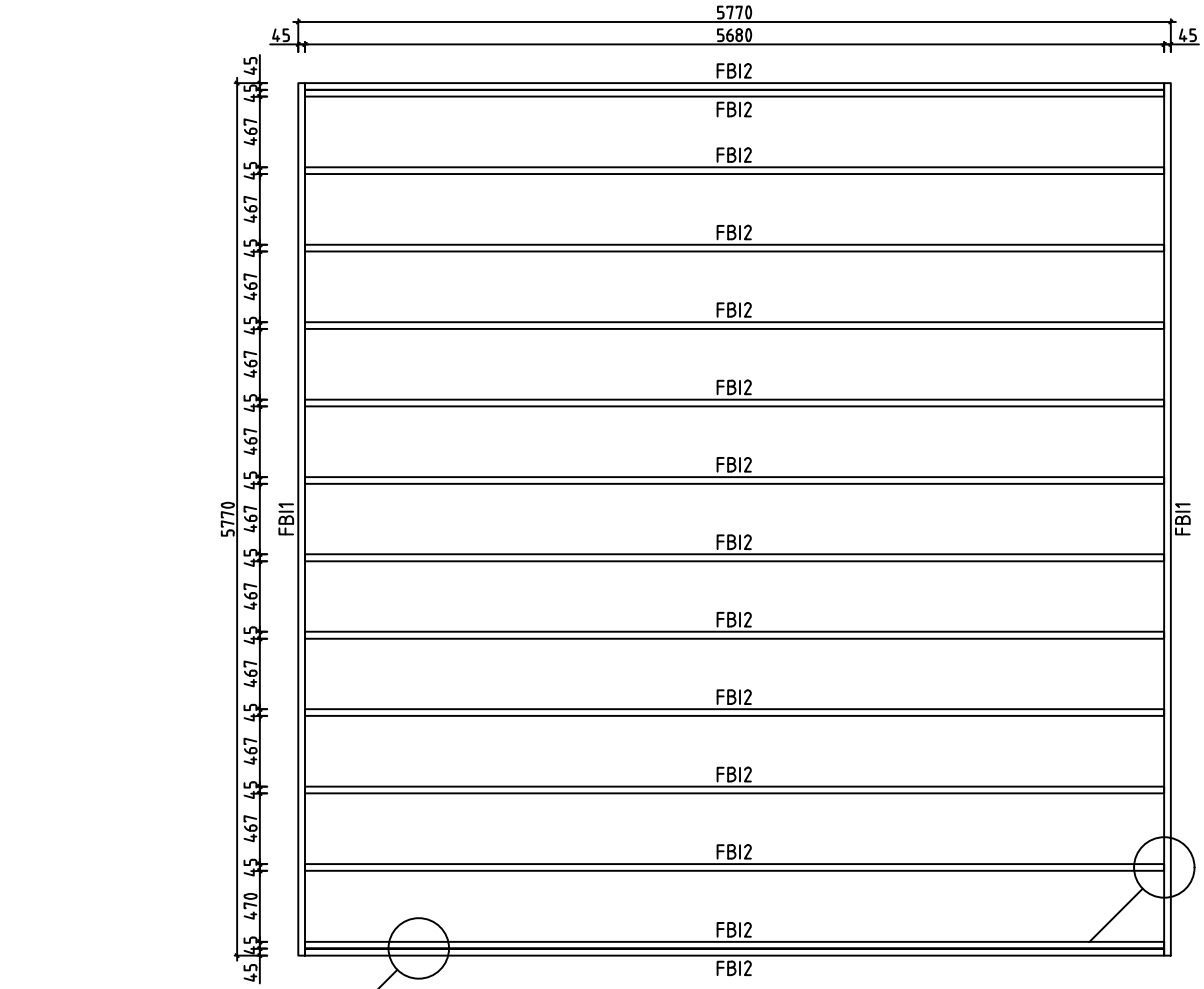

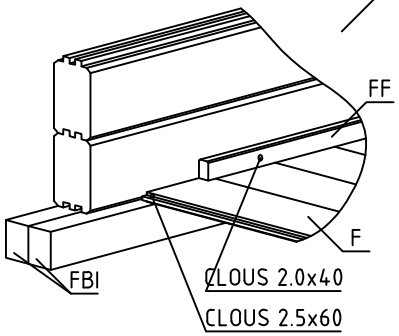

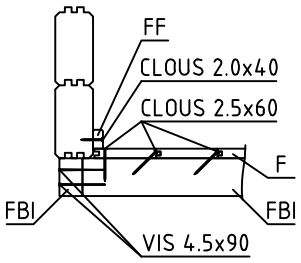

House	Fontainbleau 6x6 44 ISO	Sheet	4
Drawing	FONDATION	Scale	1:50
Material	45x70	Date	29.08.2017
Drawer	RP	File	Fontainbleau 6x6 44 ISO.dwg

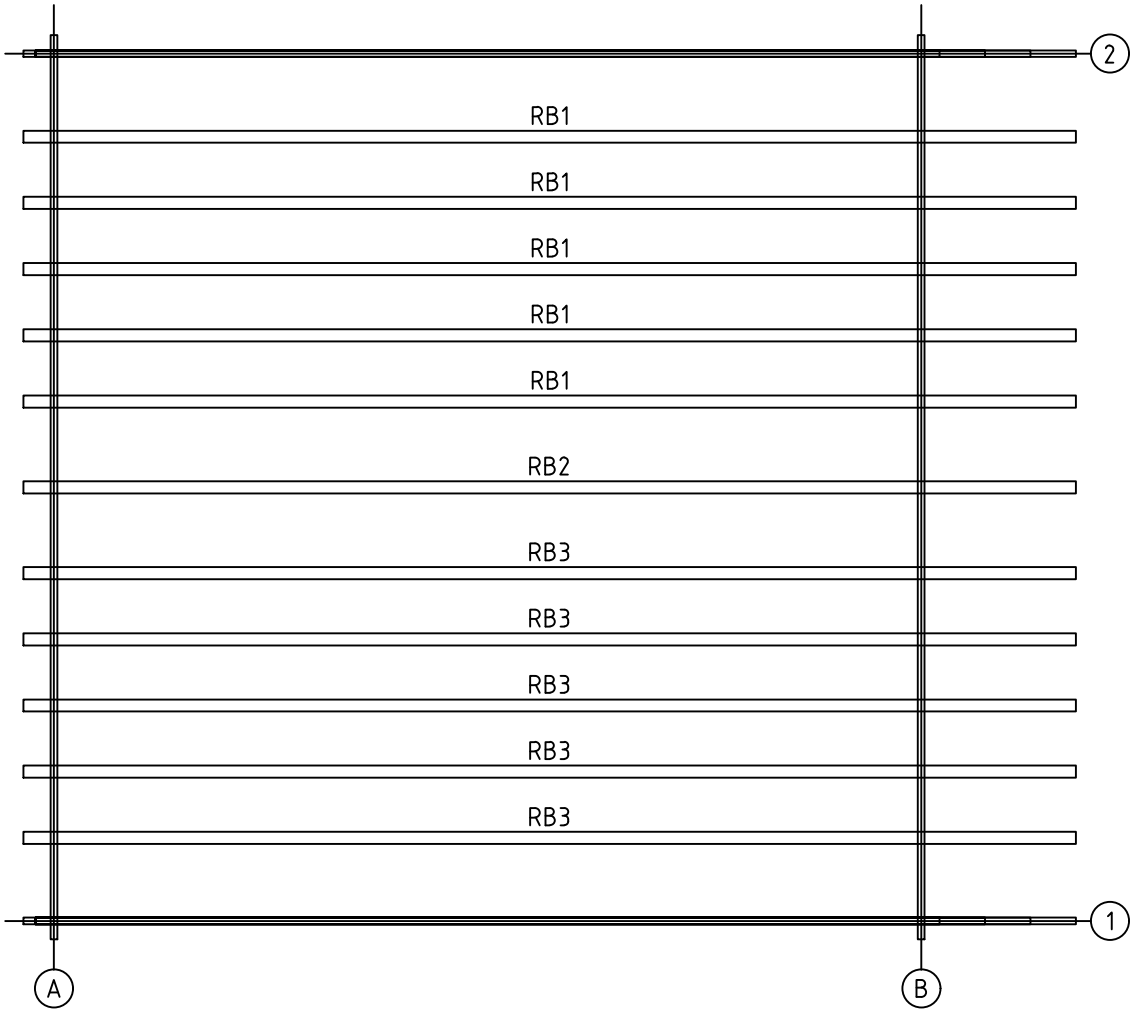

House	Fontainbleau 6x6 44 ISO	Sheet	5
Drawing	SOLIVES DE PLAFOND	Scale	1:50
Material	80x220	Date	29.08.2017
Drawer	RP	File	Fontainbleau 6x6 44 ISO.dwg

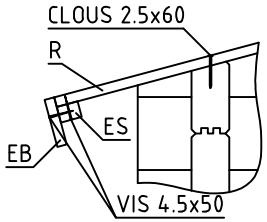

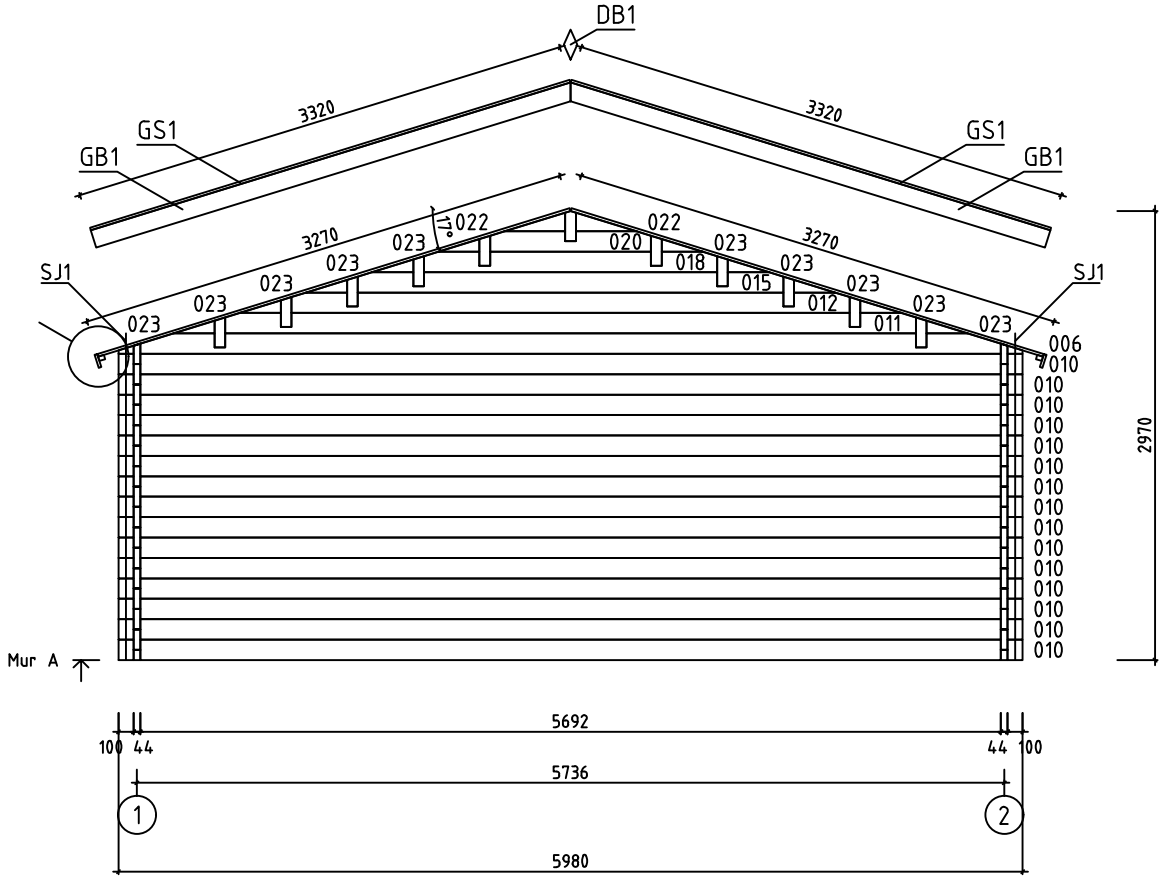

House	Fontainbleau 6x6 44 ISO	Sheet	6
Drawing	MUR A	Scale	1:50
Material	44x135	Date	29.08.2017
Drawer	RP	File	Fontainbleau 6x6 44 ISO.dwg

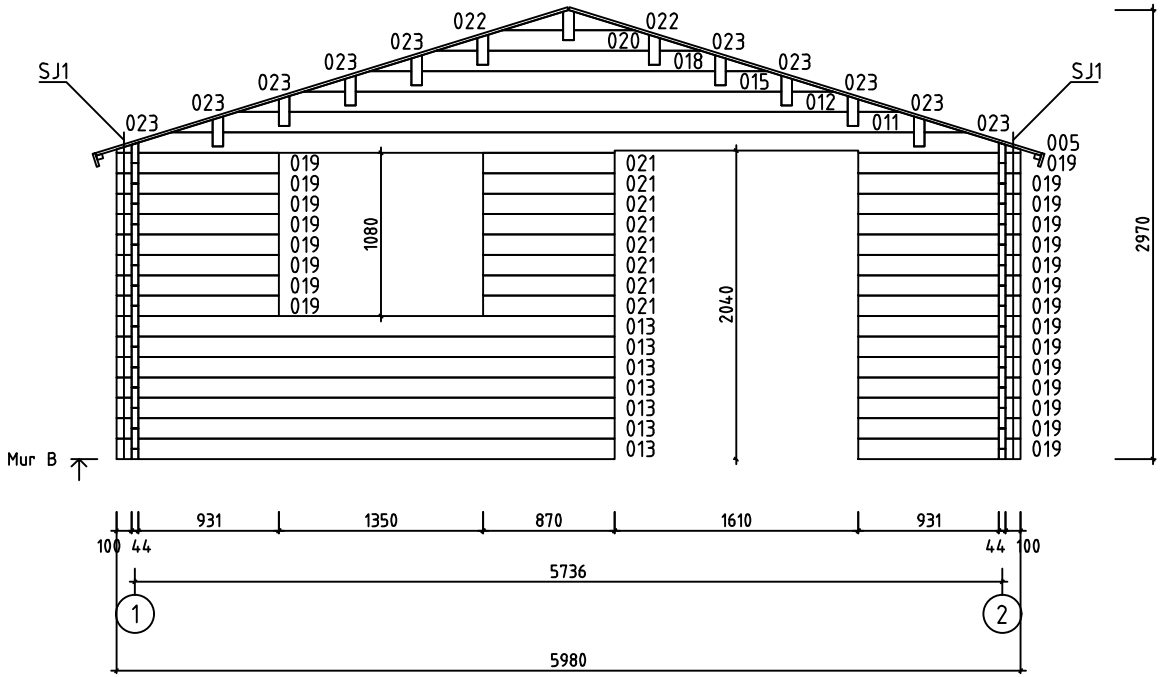

House	Fontainbleau 6x6 44 ISO	Sheet	7
Drawing	MUR B	Scale	1:50
Material	44x135	Date	29.08.2017
Drawer	RP	File	Fontainbleau 6x6 44 ISO.dwg

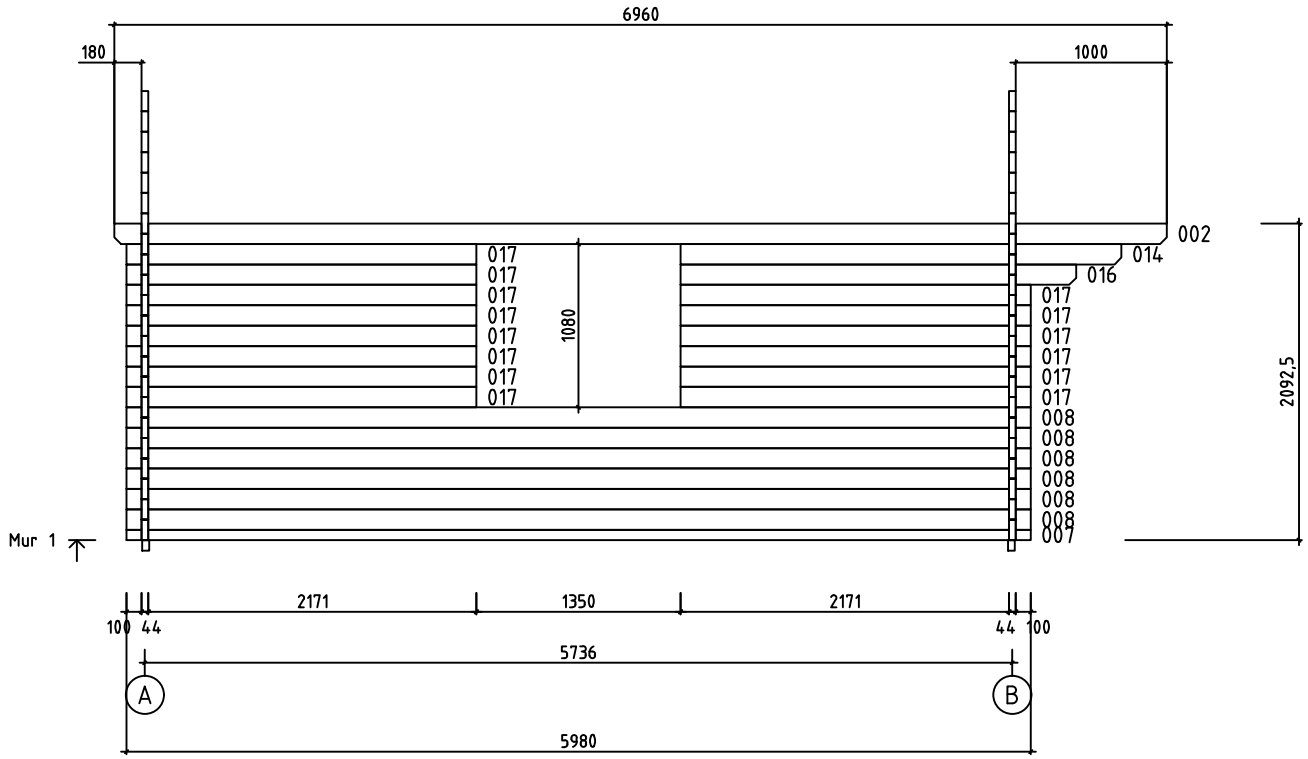

House	Fontainbleau 6x6 44 ISO	Sheet	8
Drawing	MUR 1	Scale	1:50
Material	44x135	Date	29.08.2017
Drawer	RP	File	Fontainbleau 6x6 44 ISO.dwg

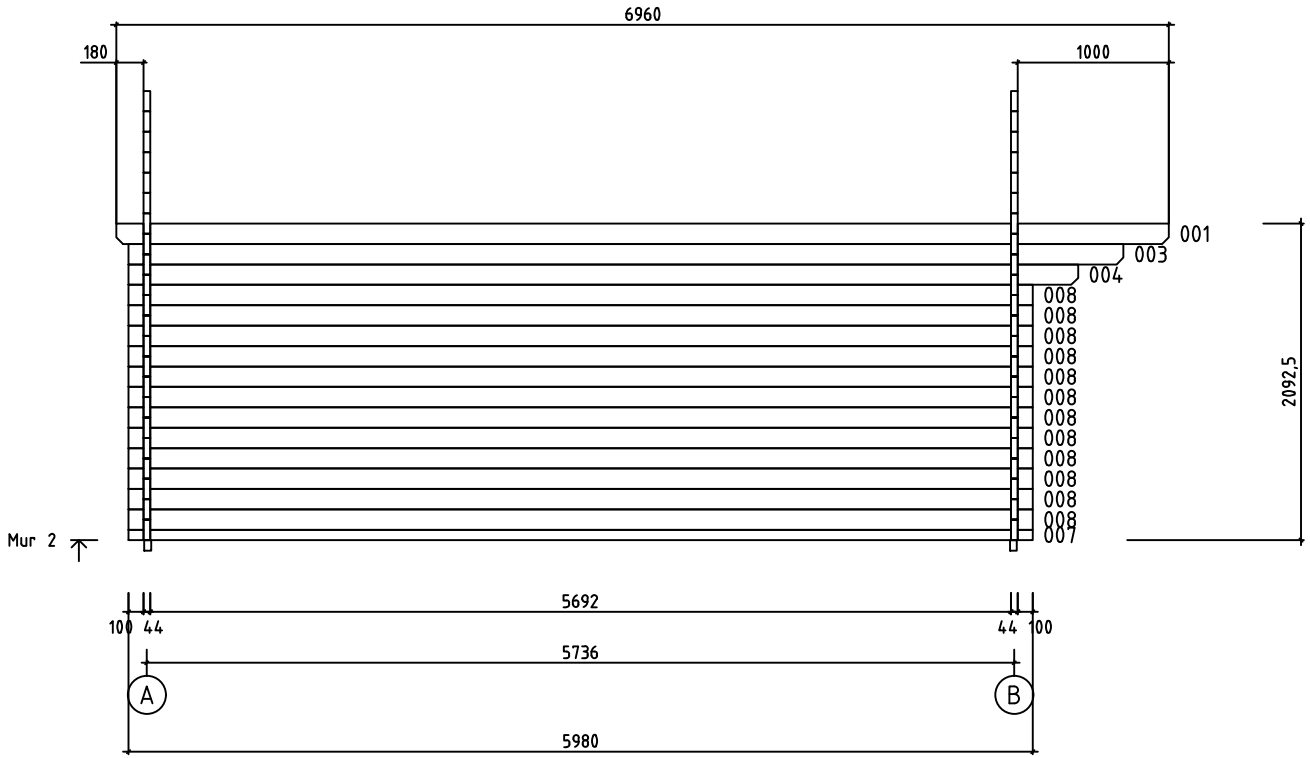

House	Fontainbleau 6x6 44 ISO	Sheet	9
Drawing	MUR 2	Scale	1:50
Material	44x135	Date	29.08.2017
Drawer	RP	File	Fontainbleau 6x6 44 ISO.dwg

Pos	Spécification	PZS	Profile (mm)	L (mm)
001	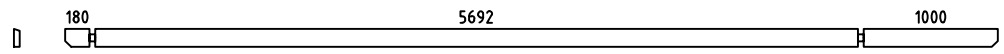	1	44x135	6960
002		1	44x135	6960
003		1	44x135	6580
004		1	44x135	6280
007	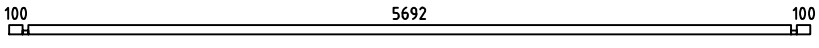	2	44x68	5980
008	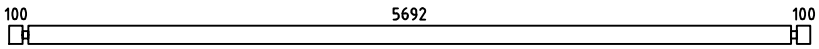	18	44x135	5980
009	MADRIER DE RÉSERVE 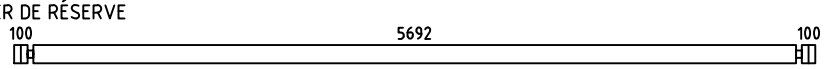	1	44x135	5980
010	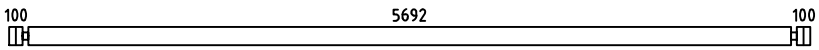	15	44x135	5980
013	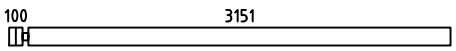	7	44x135	3295
014		1	44x135	2915
016		1	44x135	2615
017		14	44x135	2315
019		23	44x135	1075
021		8	44x135	870
WA-1	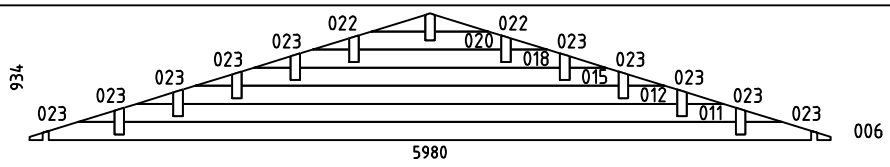	1	44x934	5980
WB-1	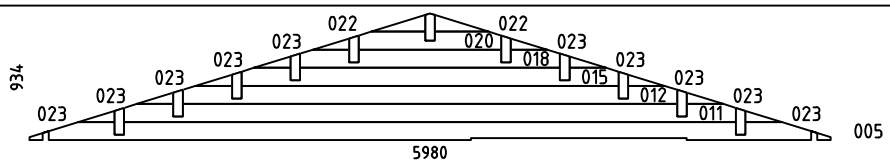	1	44x934	5980
HB	MADRIERS D´ASSEMBLAGE 	2	44x135	300
FBI1	POUTRES DE FONDATION IMPRÉGNÉS IMM	2	45x70	5770
FBI2	POUTRES DE FONDATION IMPRÉGNÉS IMM	14	45x70	5680
RB3	SOLIVES DE PLAFOND 	5	80x220	6960
RB1	SOLIVES DE PLAFOND 	5	80x220	6960
RB2	SOLIVES DE PLAFOND 	1	80x220	6960
F1	PLANCHER  ou	50+1 65+1	18x114 18x88	5685

House	Fontainbleau 6x6 44 ISO	Material	File	Fontainbleau 6x6 44 ISO.dwg	Sheet	10

Pos	Spécification	PZS	Profile (mm)	L (mm)
R1	VOLIGES  ou	124+2 162+2	18x114 18x88	3270
FF1	BAGUETTE DE FINITION DE PLANCHER 		18x35	23m
GB1	PLANCHE DE RIVE 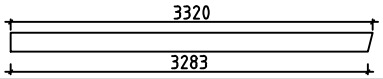	4	18x120	3320
GS1	BAGUETTES POUR FIXER LES PLANCHES DE RIVE 	4	18x70	3320
EB1	LATTES SOUS VOLIGES 	4	18x90	3480
ES1	BAGUETTES POUR FIXER LES LATTES SOUS VOLIGES 	4	30x40	3480
DB1	ELÉMENTS DE DÉCORATION 	2	18x90	200
SJ1	TIGES FILETÉS	4	M10	2090
	CLOUS POUR LE REVÉTEMENT DE TOIT	700	⌀2.5	20
	CLOUS POUR FF1	60	⌀2.0	40
	CLOUS POUR F1, R1	1950	⌀2.5	60
	VIS POUR GB1, GS1, EB1, ES1, DB1	120	⌀4.5	50
	VIS 007 POUR FBI1, FBI2	90	⌀4.5	90
	VIS POUR WA-1, WB-1, RB1, RB2 	60	⌀6.0	160
	REVÉTEMENT DE TOIT 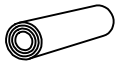	4,0	R = 15m	
	DOUBLE PORTE (droit) ORT_ECO 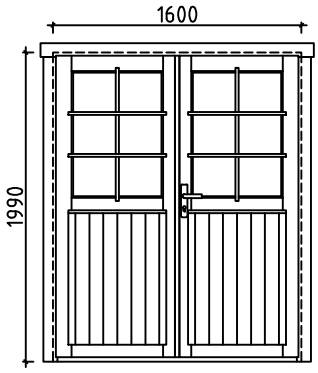 P	1	1600	1990
	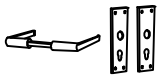	1		
		1		
		1		
		6		
		2		
	DOUBLE FENÉTRE (droit) ORT_ECO 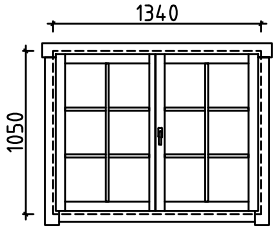 P	2	1340	1050
	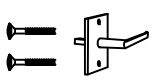	2		
	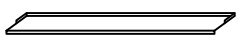	2		
		4		

House	Material	File	Sheet
Fontainbleau 6x6 44 ISO		Fontainbleau 6x6 44 ISO.dwg	11

#001	2	6960	1
#002	1	6960	1
#003	2	6580	1
#004	2	6280	1
#005	B	5980	1
#006	A	5980	1
#007	1,2	5980	2
#008	1,2	5980	18
#009		5980	1
#010	A	5980	15
#011	A,B	4567	2
#012	A,B	3692	2
#013	B	3295	7
#014	1	2915	1
#015	A,B	2816	2
#016	1	2615	1
#017	1	2315	14
#018	A,B	1940	2
#019	B	1075	23
#020	A,B	1065	2
#021	B	870	8
#022	A,B	403	4
#023	A,B	273	20