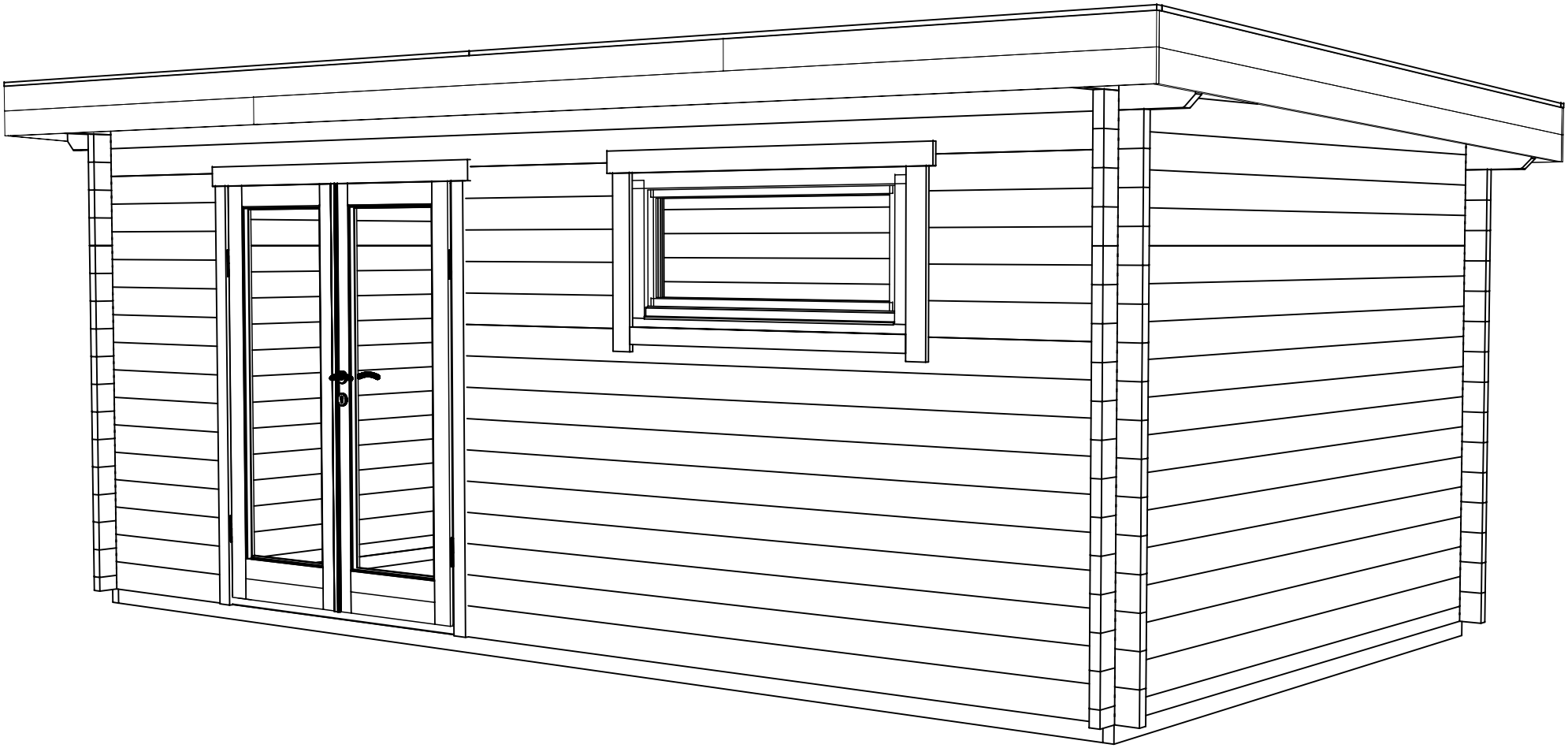

Name-Name-Nom	4464654	Page-Seite-Page	1
View-Aussicht-Vue	3D	Scale-Maßstab-Echelle	
Material-Material-Matériel	44x135	Date-Datum-Date	04.03.2024
Drafter-Zeichner-Rédacteur	SRM	File	4464654.dwg

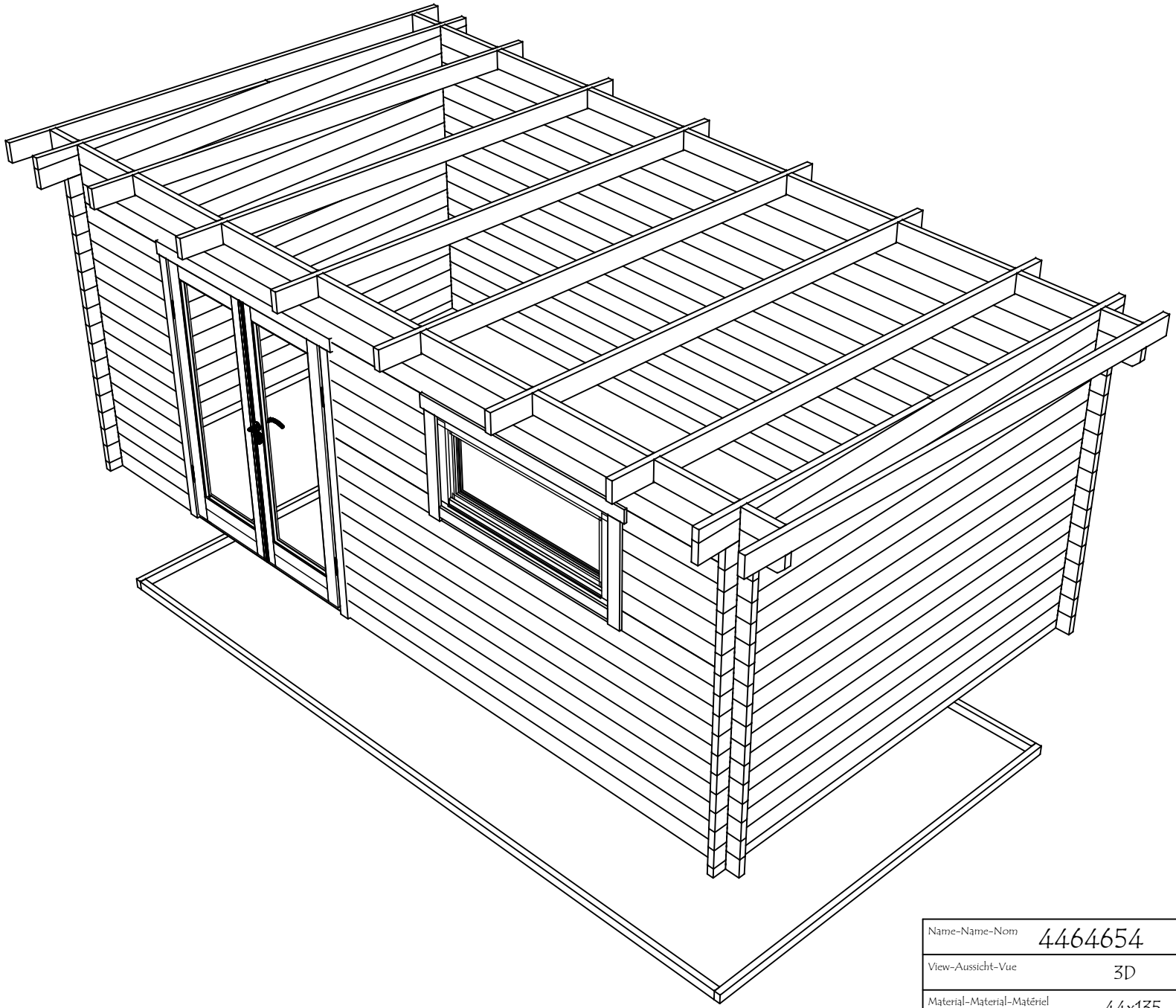

Name-Name-Nom	4464654	Page-Seite-Page	2
View-Aussicht-Vue	3D	Scale-Maßstab-Echelle	
Material-Material-Matériel	44x135	Date-Datum-Date	04.03.2024
Drafter-Zeichner-Rédacteur	SRM	File	4464654.dwg

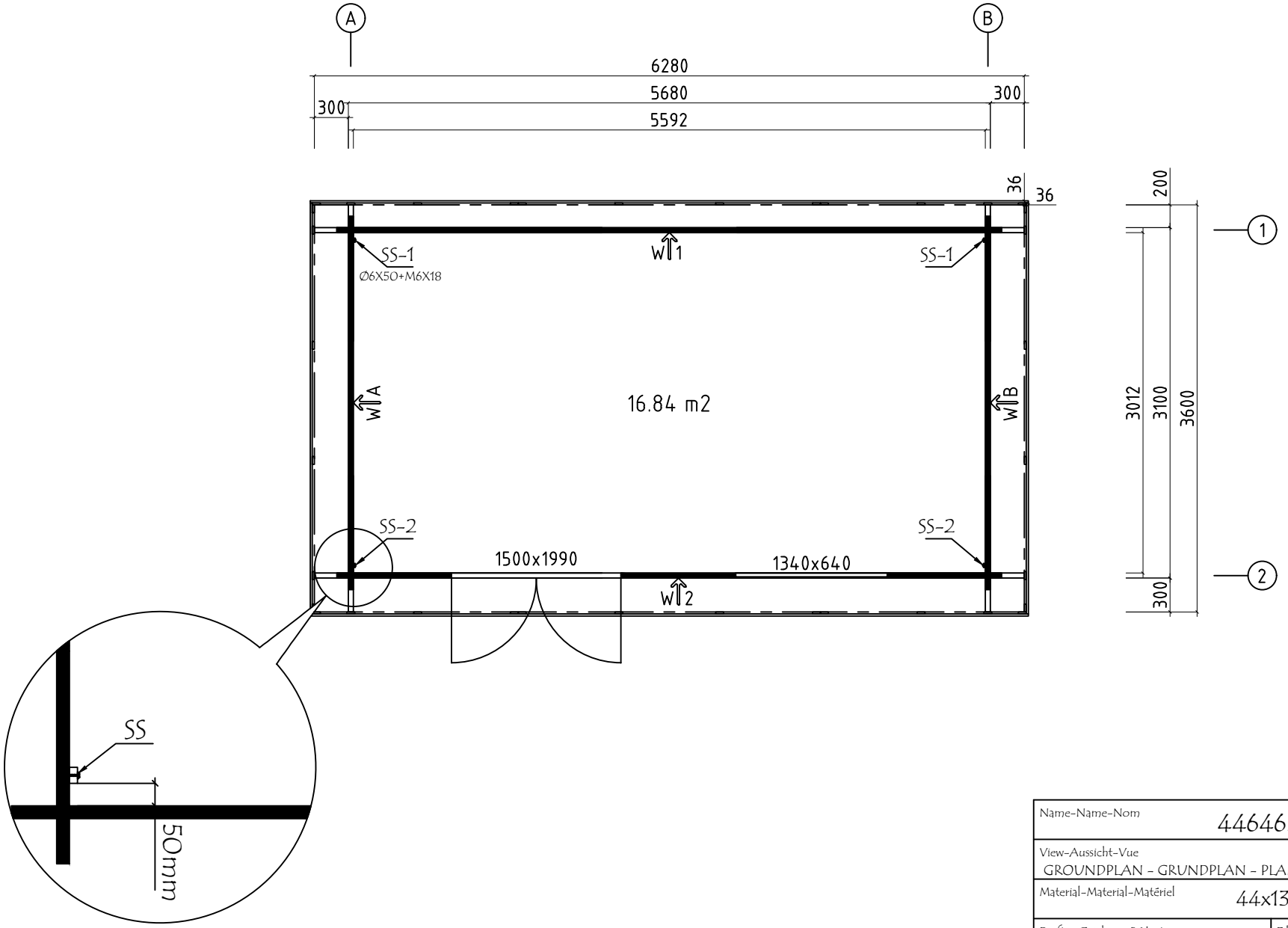

Name-Name-Nom	4464654	Page-Seite-Page	3
View-Aussicht-Vue	GROUNDPLAN - GRUNDPLAN - PLAN DE MASSE	Scale-Maßstab-Echelle	1:50
Material-Material-Matériel	44x135	Date-Datum-Date	04.03.2024
Drafter-Zeichner-Rédacteur	SRM	File	4464654.dwg

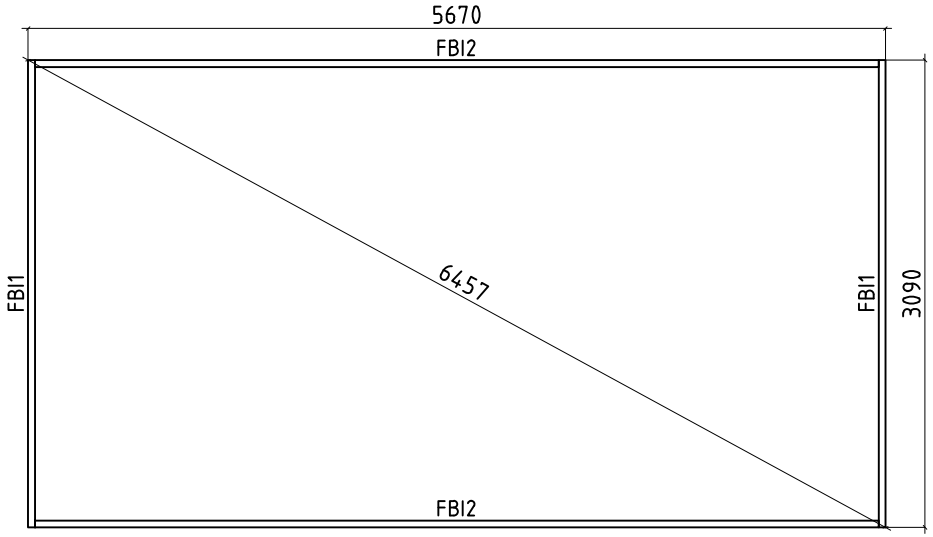

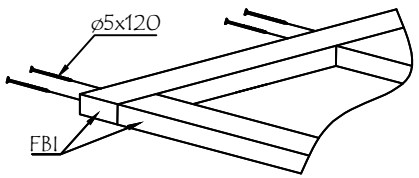

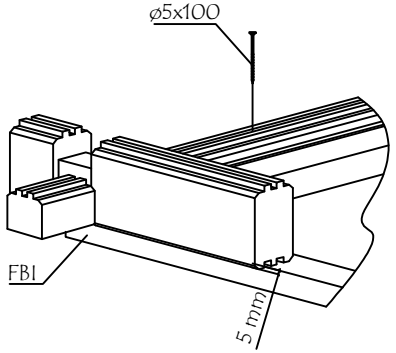

Name-Name-Nom: 4464654	Page-Seite-Page: 4
View-Aussicht-Vue: FOUNDATION - FUNDAMENT - FONDATION (1MM)	Scale-Maßstab-Echelle: 1:50
Material-Material-Matériel: 70x45	Date-Datum-Date: 04.03.2024
Drafter-Zeichner-Rédacteur: SRM	File: 4464654.dwg

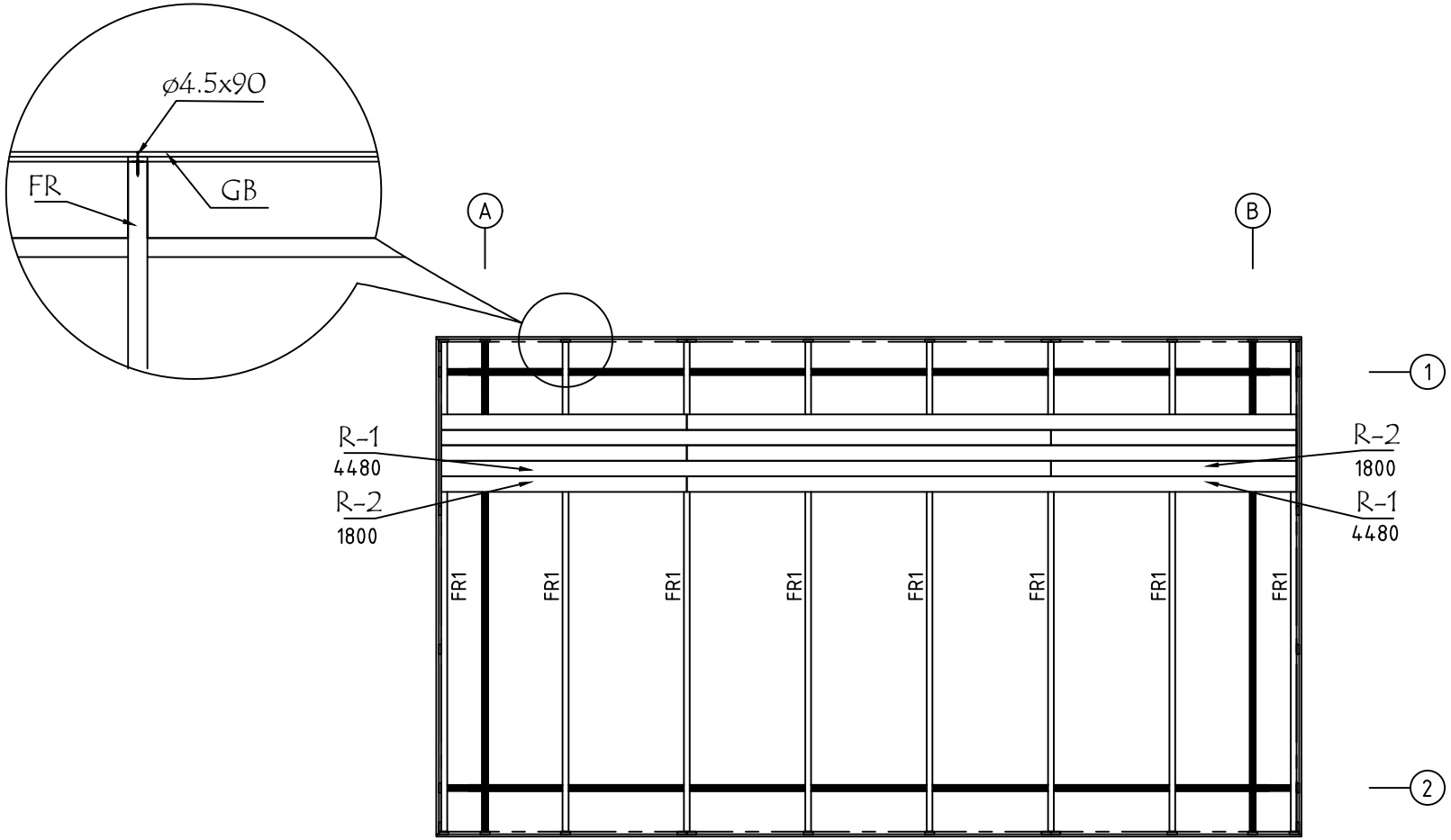

Name-Name-Nom: 4464654	Page-Seite-Page: 5
View-Aussicht-Vue: ROOF PLAN-DACH-PLAN-PLAN DU TOIT	Scale-Maßstab-Echelle: 1:50
Material-Material-Matériel: 88x18 or-oder-ou 114x18 / 43x140	Date-Datum-Date: 04.03.2024
Drafter-Zeichner-Rédacteur: SRM	File: 4464654.dwg

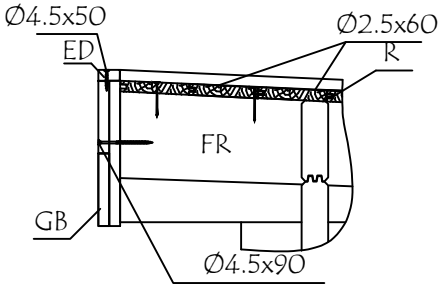

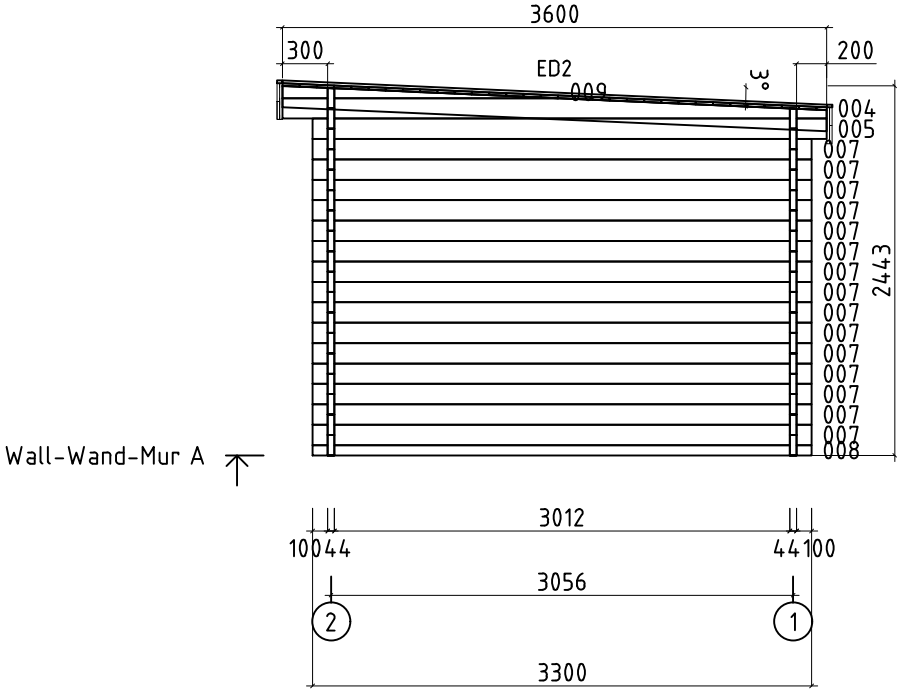

Name-Name-Nom	4464654	Page-Seite-Page	6
View-Aussicht-Vue	Wall-Wand-Mur A	Scale-Maßstab-Echelle	1:50
Material-Material-Matériel	44x135	Date-Datum-Date	04.03.2024
Drafter-Zeichner-Rédacteur	SRM	File	4464654.dwg

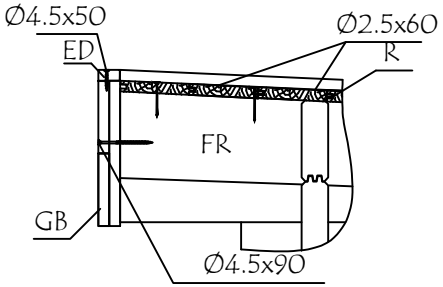

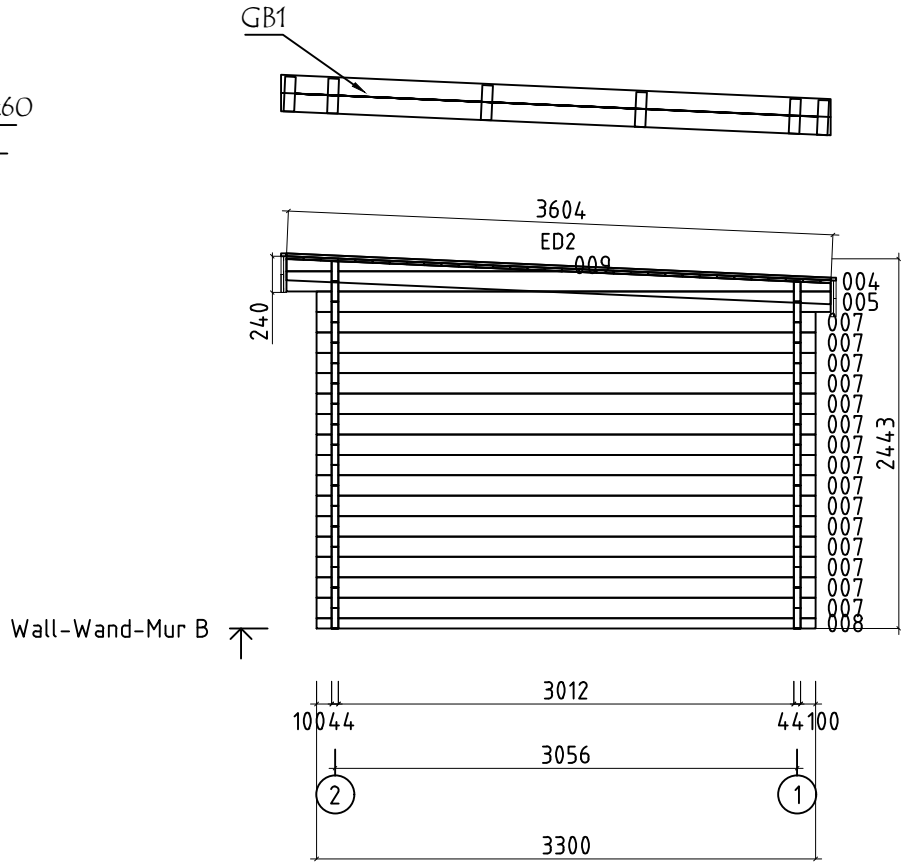

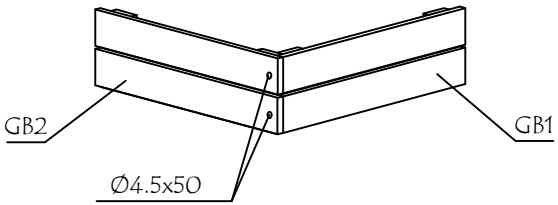

Name-Name-Nom	4464654	Page-Seite-Page	7
View-Aussicht-Vue	Wall-Wand-Mur B	Scale-Maßstab-Echelle	1:50
Material-Material-Matériel	44x135	Date-Datum-Date	04.03.2024
Drafter-Zeichner-Rédacteur	SRM	File	4464654.dwg

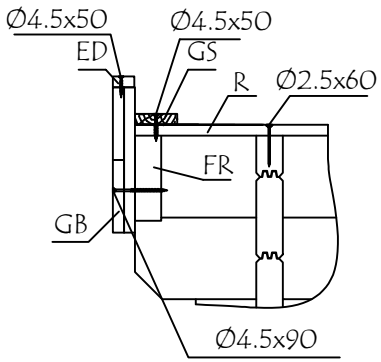

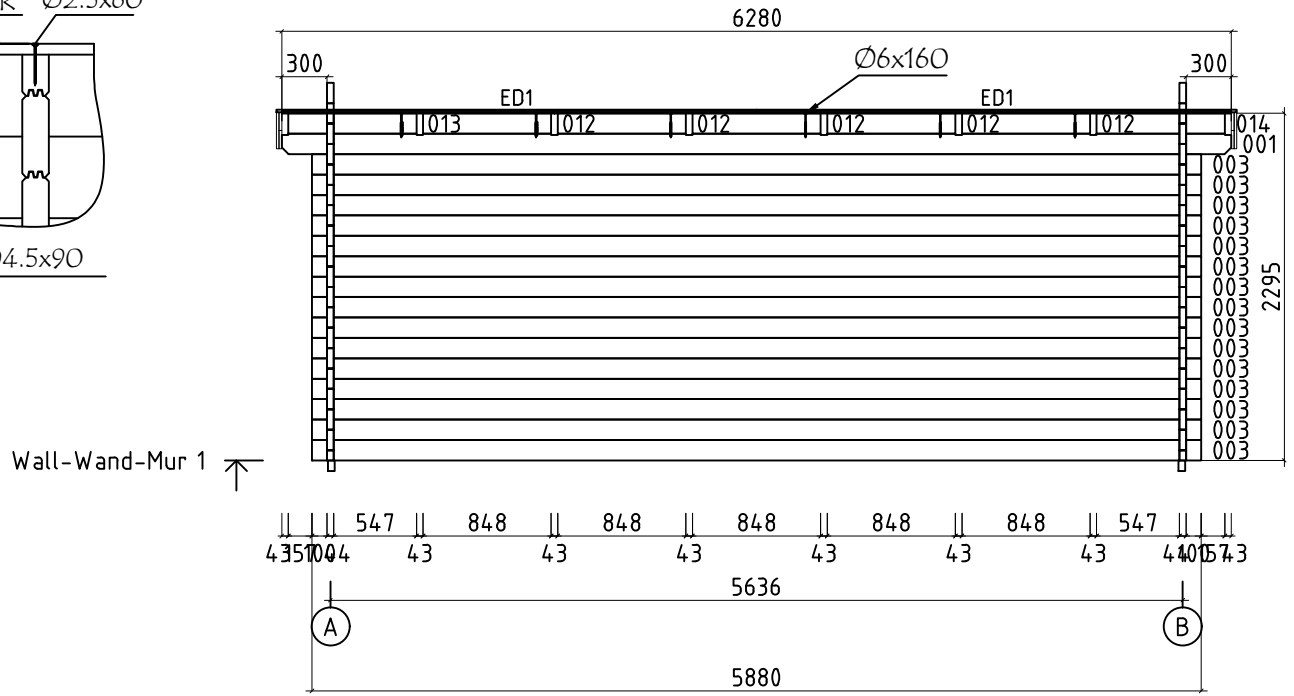

Name-Name-Nom	4464654	Page-Seite-Page	8
View-Aussicht-Vue	Wall-Wand-Mur 1	Scale-Maßstab-Echelle	1:50
Material-Material-Matériel	44x135	Date-Datum-Date	04.03.2024
Drafter-Zeichner-Rédacteur	SRM	File	4464654.dwg

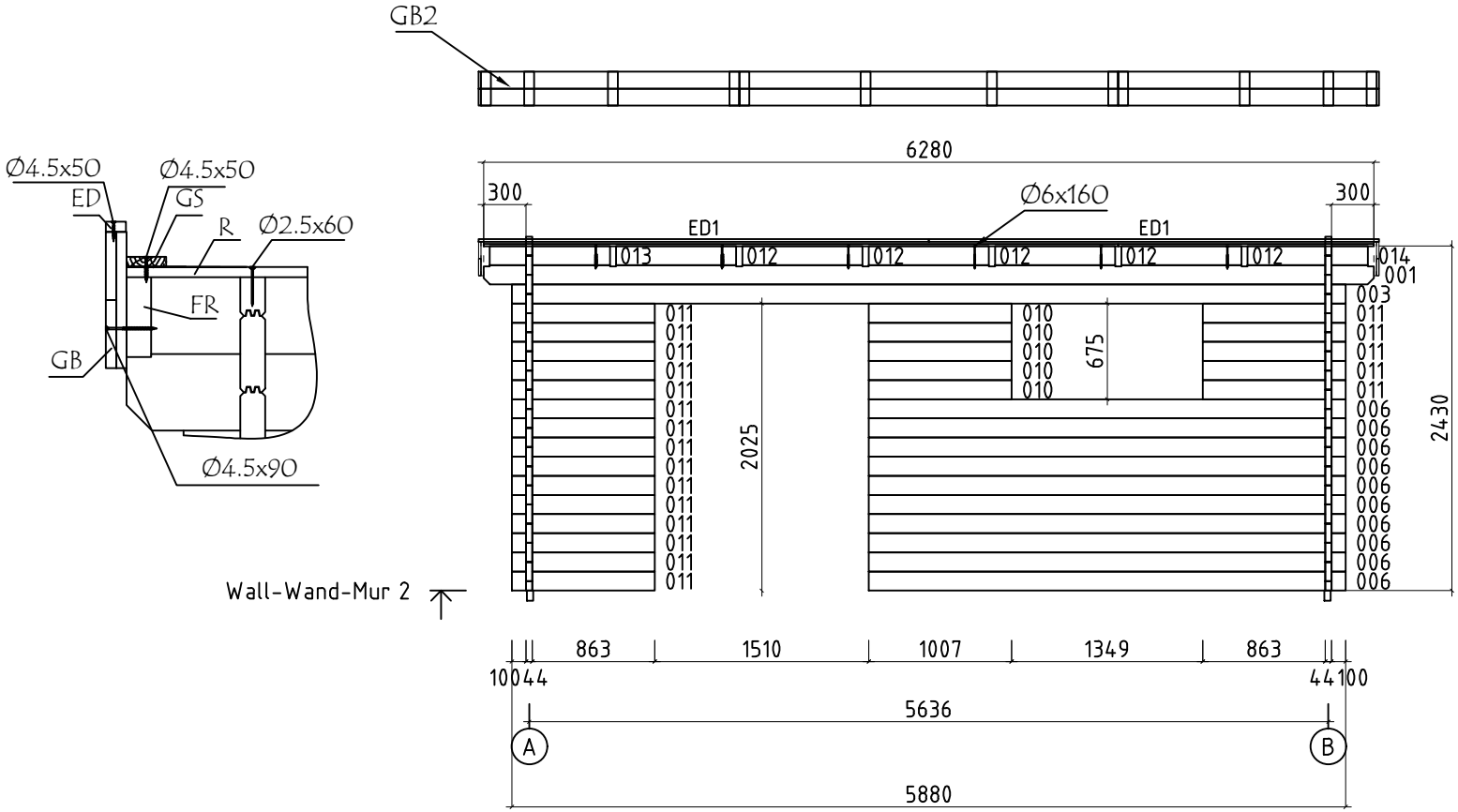

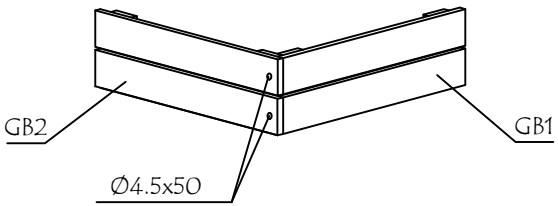

Name-Name-Nom	4464654	Page-Seite-Page	9
View-Aussicht-Vue	Wall-Wand-Mur 2	Scale-Maßstab-Echelle	1:50
Material-Material-Matériel	44x135	Date-Datum-Date	04.03.2024
Drafter-Zeichner-Rédacteur	SRM	File	4464654.dwg

Pos	PIECE LIST - STÜCKLISTE - LISTE DES PIECES 4464654	Pcs. Stck. Pc.	Profile Profil Profil (mm)	Length Länge Longueur (mm)
001	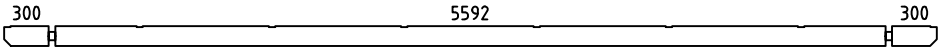	2	44x135	6280
002	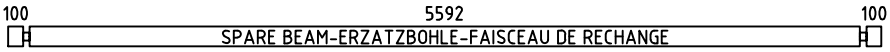	1	44x135	5880
003	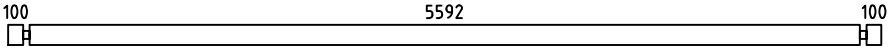	16	44x135	5880
005	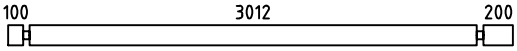	2	44x135	3400
006		10	44x135	3363
007	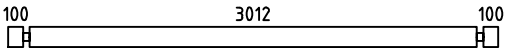	30	44x135	3300
008	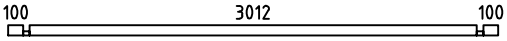	2	44x68	3300
010		5	44x135	1007
011		20	44x135	1007
012		10	44x135	848
013	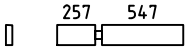	2	44x135	848
014	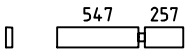	2	44x135	848
SH	HAMMER BLOCK - SCHLAGHOLZ - CALLE DE FRAPPE 	2	44X135	300
WA-1 WB-1	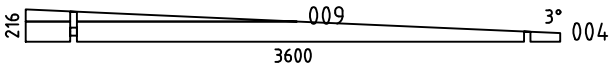	1 1	44X216	3600
FBI2	FOUNDATION - FUNDAMENT - FONDATION (IMM) 	2	45x70	5580
FBI1	FOUNDATION - FUNDAMENT - FONDATION (IMM) 	2	45x70	3090
ED2	COVERING FILLET - ECKLEISTE - PROFILS DE FINITION 	2	18x35	3604
ED1	COVERING FILLET - ECKLEISTE - PROFILS DE FINITION 	4	18x35	3176
FR1	RAFTER - DACHSPARREN - CHEVRON 	8	43x140	3610
R-1	ROOF BOARDS - DACHBRETTER - VOLIGES 88mm or-oder-ou 114mm 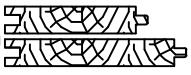	41+1 32+1	88x18 114x18	4480
R-2	ROOF BOARDS - DACHBRETTER - VOLIGES 88mm or-oder-ou 114mm 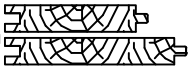	41 32	88x18 114x18	1800
SS-1	STORM PROTECTION - STURMLEISTE - LATTE ANTI-TEMPETE	2	18x35	2220
SS-2	STORM PROTECTION - STURMLEISTE - LATTE ANTI-TEMPETE	2	18x35	2340

Pos	PIECE LIST - STÜCKLISTE - LISTE DES PIECES 4464654	Pcs. Stck. Pc.	Profile Profil Profil (mm)	Length Länge Longueur (mm)
GB-1	EAVES ELEMENT - TRAUFELEMENTE - BANDEAU DE TOITURE ASSEMBLY REQUIRED - MONTAGE ERFORDERLICH - ASSEMBLAGE REQUIS	2	36x240	3650
EBP-1	EAVES ELEMENTBOARDS - TRAUFELEMENTEBRETTER - ÉLÉMENT DE TOIT	4	18x120	3650
MB-1	MOUNTIG BOARD - MONTAGEBRETTER - PLANCHE DE MONTAGE	12	70x18	230
GB-2	EAVES ELEMENT - TRAUFELEMENTE - BANDEAU DE TOITURE ASSEMBLY REQUIRED - MONTAGE ERFORDERLICH - ASSEMBLAGE REQUIS	2	36x240	6352
EBP-2	EAVES ELEMENTBOARDS - TRAUFELEMENTEBRETTER - ÉLÉMENT DE TOIT	4	18x120	1840
EBP-3	EAVES ELEMENTBOARDS - TRAUFELEMENTEBRETTER - ÉLÉMENT DE TOIT	4	18x120	4513
MB-2	MOUNTIG BOARD - MONTAGEBRETTER - PLANCHE DE MONTAGE	24	70x18	240
GS-1	ROOFING FELT FILLET - DACHPAPPENLEISTE - BAGUETTE DE FIXATION DU FEUTRE BITUMEUX	2	18x70	3604
HS	SCREWS FOR MOUNTIG BOARD - SCHRAUBEN FÜR MONTAGEBRETTER - VIS POUR COIN PLANCHE DE MONTAGE / MB	72	Ø3.5X35	
HS	SCREWS FOR COVERING BOARD - SCHRAUBEN FÜR DECKBRETT - VIS POUR PANNEAU DE RECOUVREMENT / ED	40	Ø4.5X50	
HS	SCREWS FOR ROOF PARAPET - SCHRAUBEN FÜR DACHBRÜSTUNG - VIS POUR PÉLÉMENT DE TOITARAPET DE TOIT / GB	8	Ø4.5X50	
HS	SCREW FOR ROOFING FELT FILLET - SCHRAUBE FÜR DACHPAPPEN-LEISTE - VIS POUR BAGUETTE FIXATION FEUTRE BITUMEUX / GS	16	Ø4.5X50	
HS	SCREWS FOR ROOF PARAPET - SCHRAUBEN FÜR DACHBRÜSTUNG - VIS POUR PÉLÉMENT DE TOITARAPET DE TOIT / GB	56	Ø4.5X90	
HS	SCREW FOR 1. WALL BEAM - SCHRAUBE FÜR 1. BOHLENREIHE - VIS DE FIXATION DES FONDATIONS	6	Ø5.0X100	
HS	SCREWS FOR FUNDAMENT - SCHRAUBEN ZUR BEFISTIGUNG FUNDAMENT - VIS POUR FONDATION / FBI	8	Ø5.0X120	

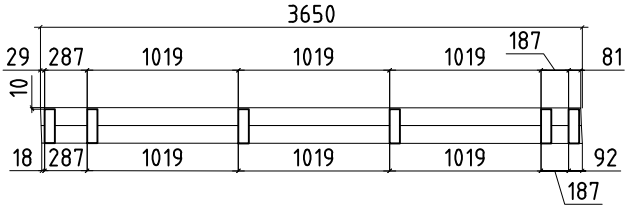

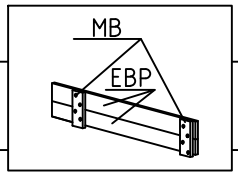

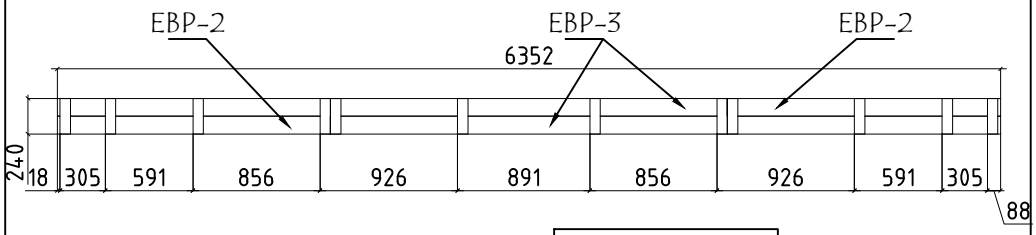

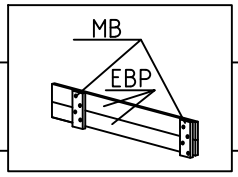

Pos	PIECE LIST - STÜCKLISTE - LISTE DES PIECES 4464654	Pcs. Stck. Pc.	Profile Profil Profil (mm)	Length Länge Longueur (mm)
HS	SCREW FOR RAFTER - SCHRAUBE ZUR BEFISTIGUNG DACHSPARREN - VIS POUR CHEVRON / FR	16	Ø6X160	
HS	SCREWS FOR WALL - SCHRAUBEN WAND - SCHROEF VOOR MUUR / POS. 012,013,014	28	Ø6X160	
HS	SCREW FOR STORM PROTECTION - SCHRAUBE FÜR STURMLEISTE - VIS POUR LAME ANTI-TEMPETE	12	Ø6X40	
NF	ZN NAIL FOR ROOF - ZN NÄGEL FÜR DACHBRETTER - POINTE POUR TOIT	576	Ø2.5X60	
NF	ROOFING NAILS FOR ROOFING FELT - NÄGEL FÜR DACHPAPPE - POINTE DE FIXATION POUR FEUTRE BITUMEUX /KP	460	Ø2.8x15	
RUB2	ROOFING FELT - DACHPAPPE - FEUTRE BITUMEUX ✖	2	R=15	
KL	WASHER FOR STORM PROTECTION - DICHTSCHEIBE FÜR STURMLEISTE - RONDELLE POUR LAME ANTI-TEMPETE	12	M6X18	
	WINDOW - FENSTE R - FENETRE, AST_PRE	1	1340x640	
	DOOR-TÜR-PORTE, AST_PRE RIGHT HANDED/DIN RECHTS/DROITIER	1	1500x1990	
✖	BITTE SELBER ANPASSEN (FALLS NÖTIG)! - CUT INTO LENGTH ON SITE (IF NEEDED)! - COUPE EN LONGUEUR SUR PLACE (SI NÉCESSAIRE) !			

