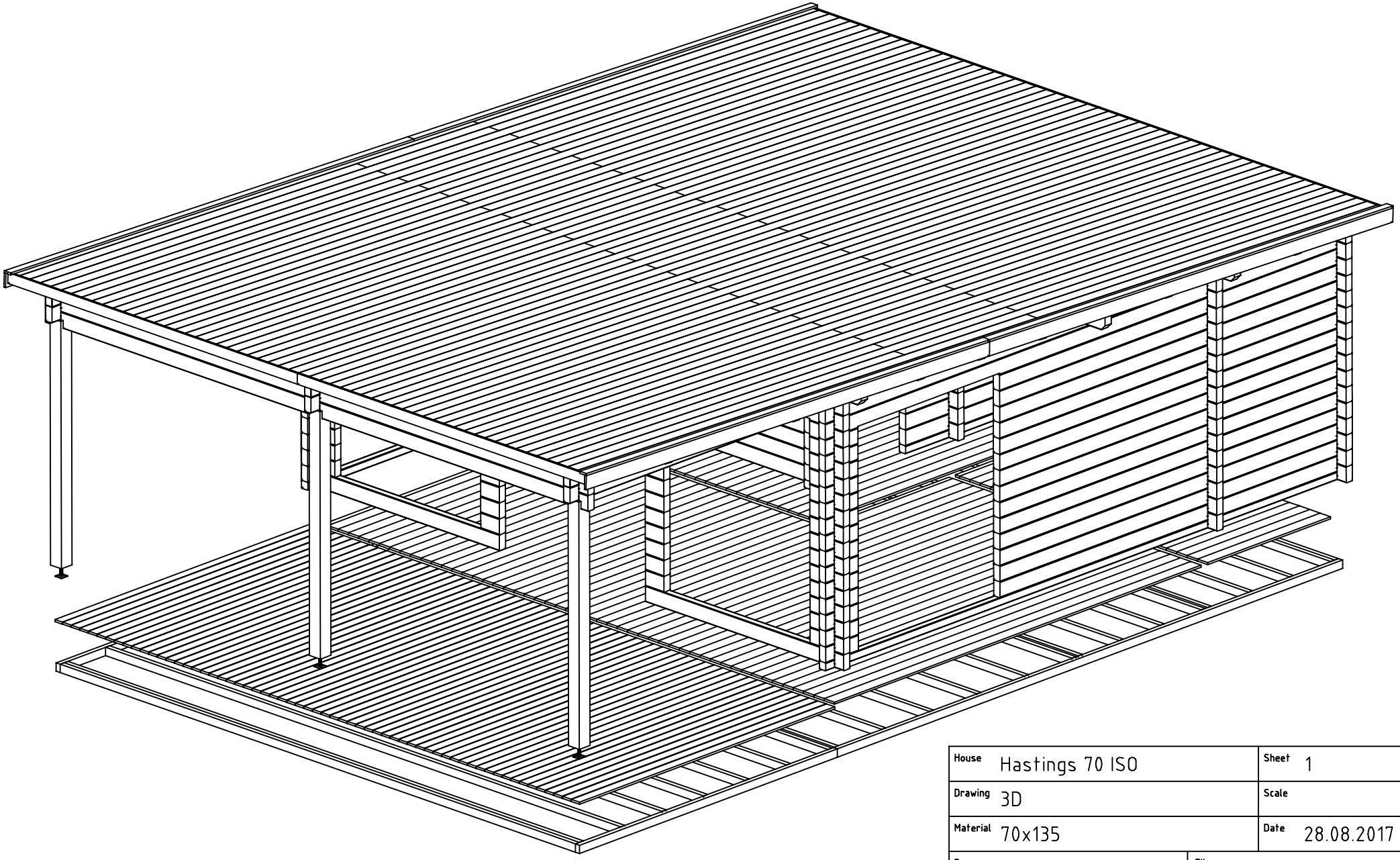

House	Hastings 70 ISO	Sheet	1
Drawing	3D	Scale	
Material	70x135	Date	28.08.2017
Drawer	RP	File	Hastings 70 ISO 3D.dwg

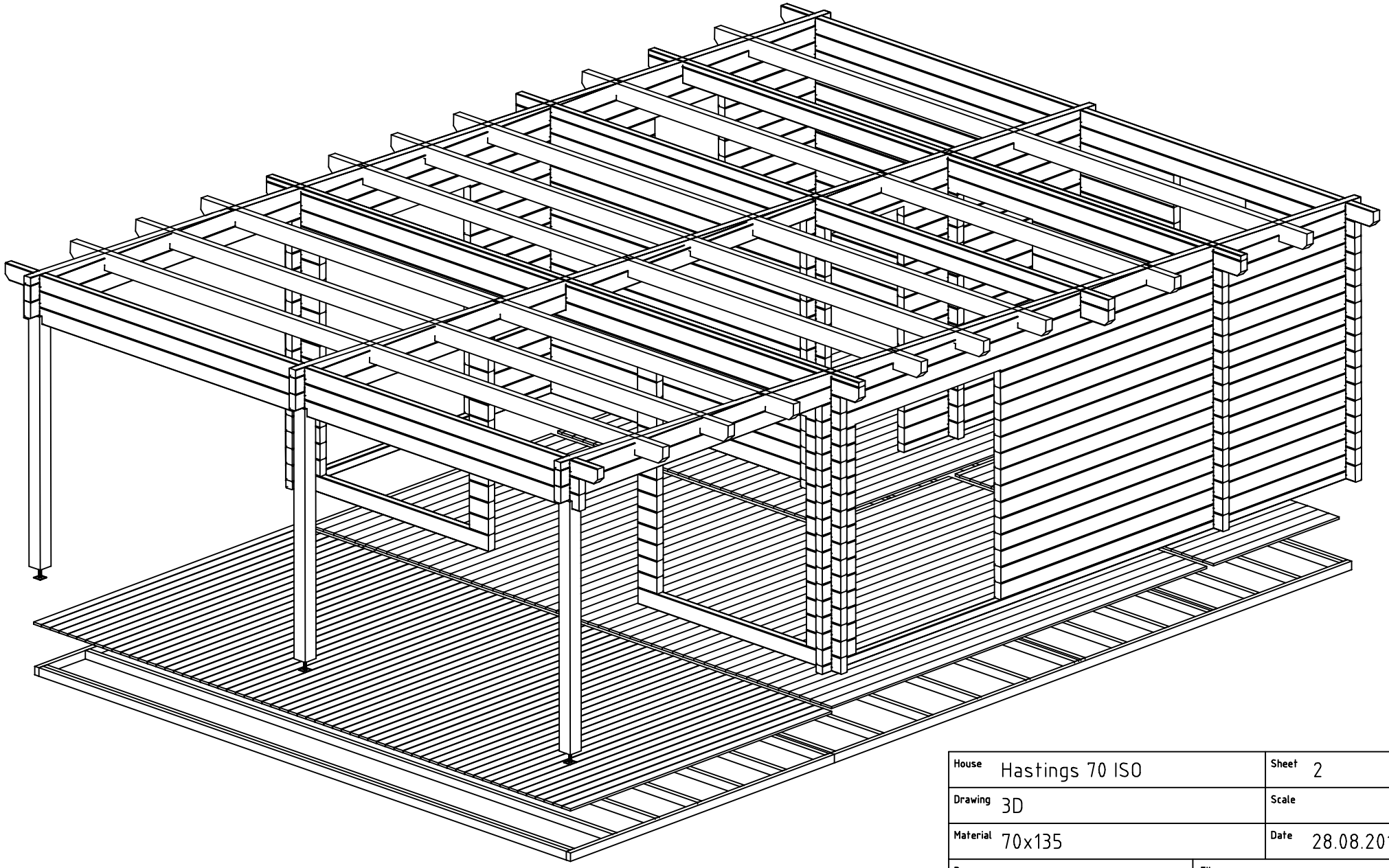

House	Hastings 70 ISO	Sheet	2
Drawing	3D	Scale	
Material	70x135	Date	28.08.2017
Drawer	RP	File	Hastings 70 ISO 3D.dwg

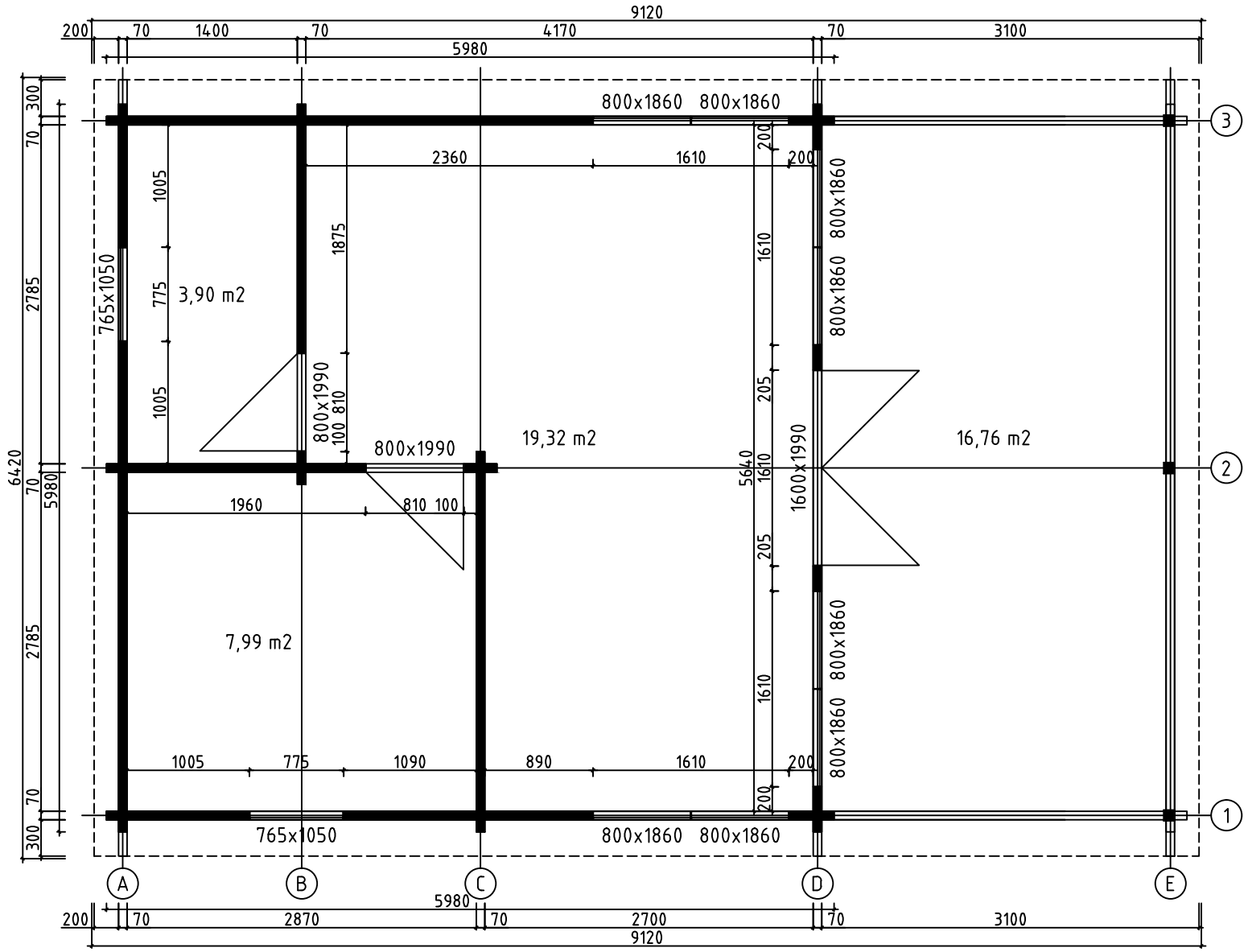

House	Hastings 70 ISO	Sheet	3
Drawing	PLAN DE MASSE	Scale	1:50
Material	70x135	Date	28.08.2017
Drawer	RP	File	Hastings 70 ISO.dwg

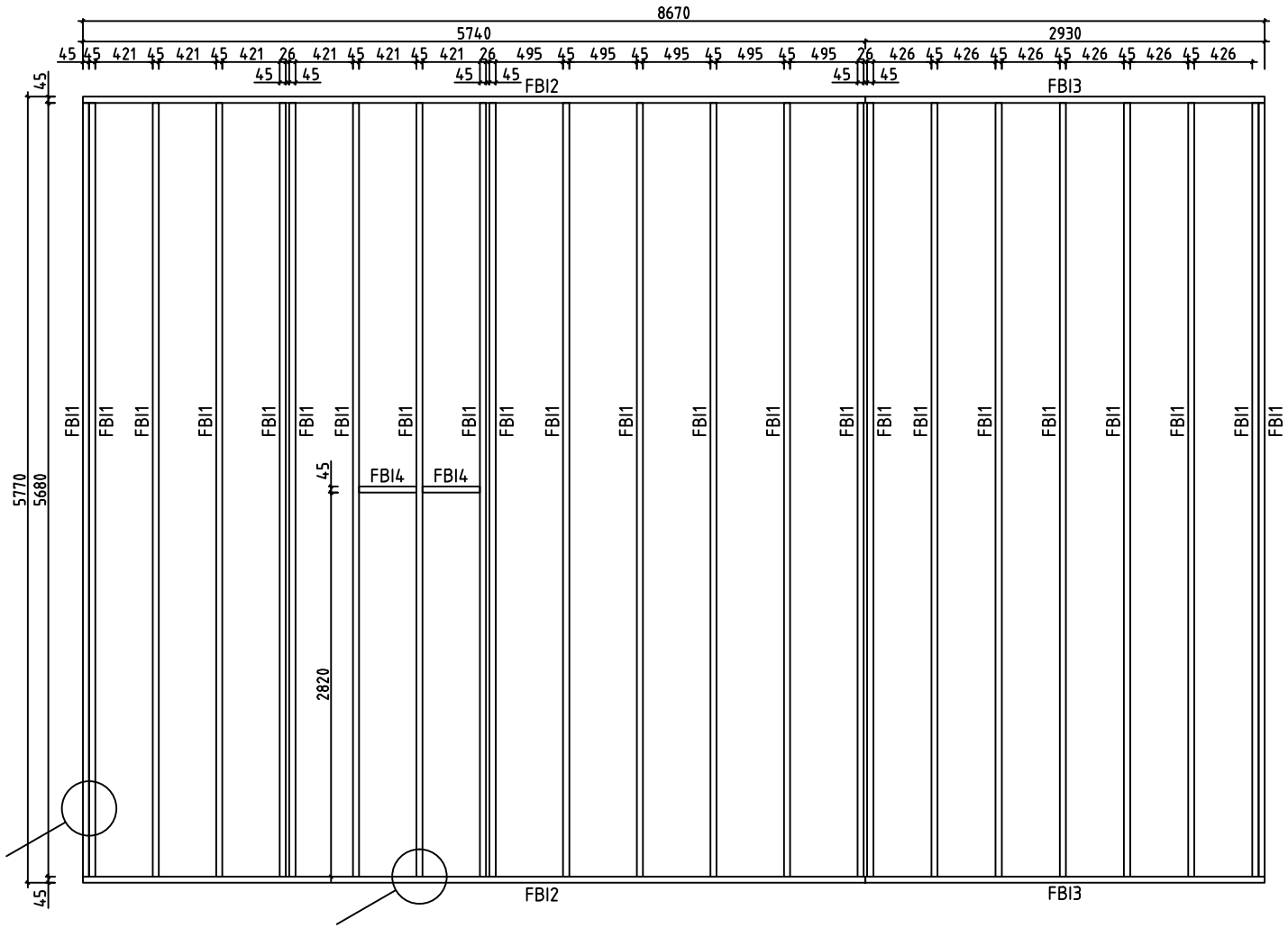

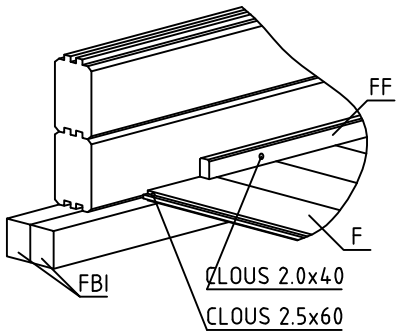

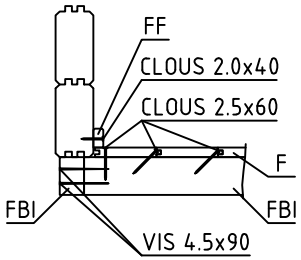

House	Hastings 70 ISO	Sheet	4
Drawing	PLAN DE MASSE	Scale	1:50
Material	45x70	Date	28.08.2017
Drawer	RP	File	Hastings 70 ISO.dwg

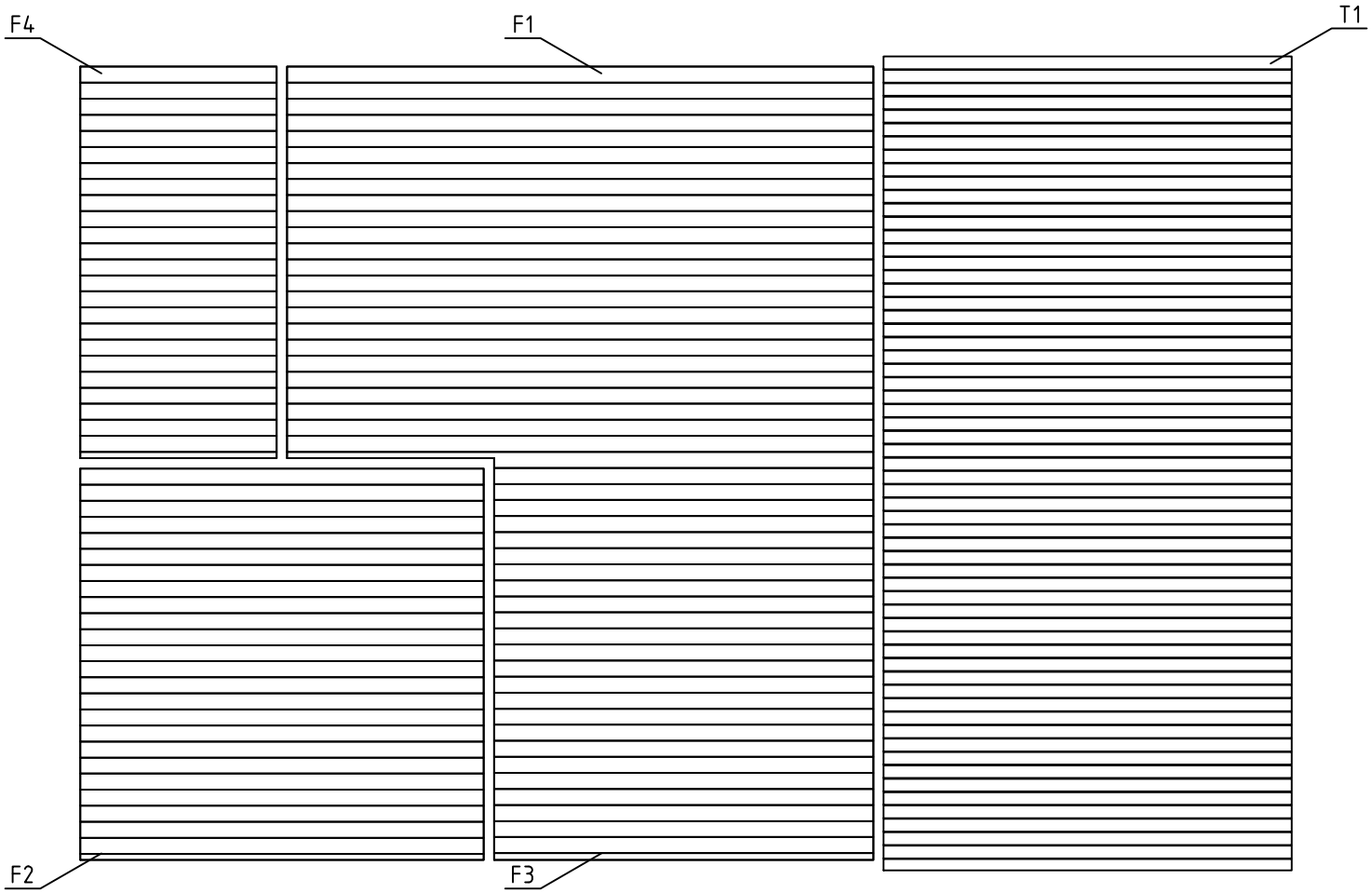

House	Hastings 70 ISO	Sheet	5
Drawing	PLAN POSE PLANCHER	Scale	1:50
Material	18x114, 18x90	Date	28.08.2017
Drawer	RP	File	Hastings 70 ISO.dwg

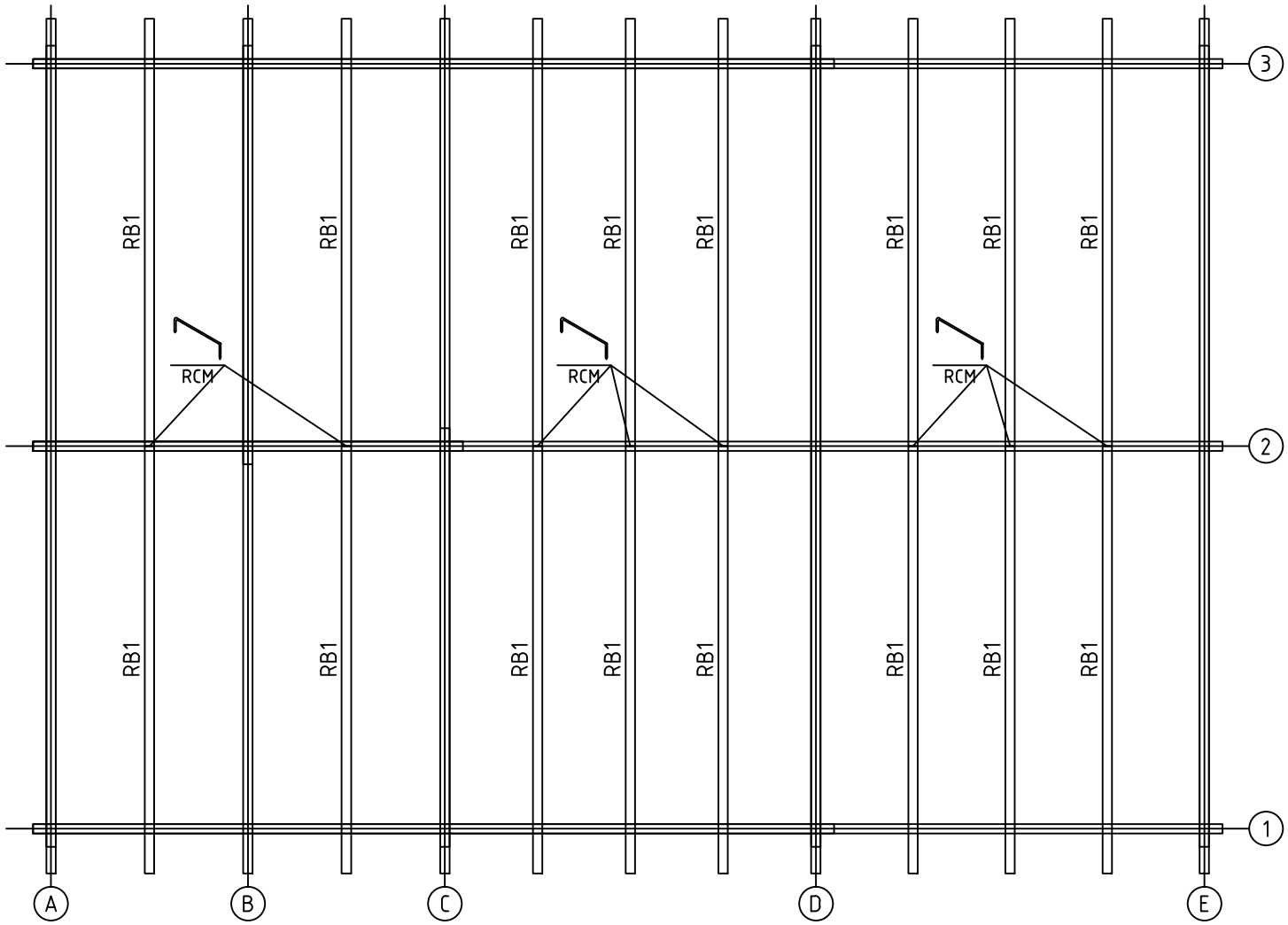

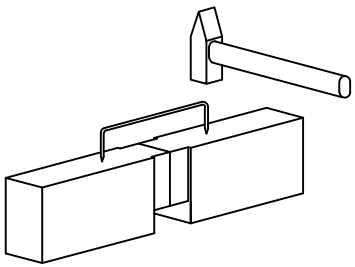

House	Hastings 70 ISO	Sheet	6
Drawing	SOLIVES DE PLAFOND	Scale	1:50
Material	70x140	Date	28.08.2017
Drawer	RP	File	Hastings 70 ISO.dwg



House	Hastings 70 ISO	Sheet	7
Drawing	VOLIGES	Scale	1:50
Material	18x114	Date	28.08.2017
Drawer	RP	File	Hastings 70 ISO.dwg

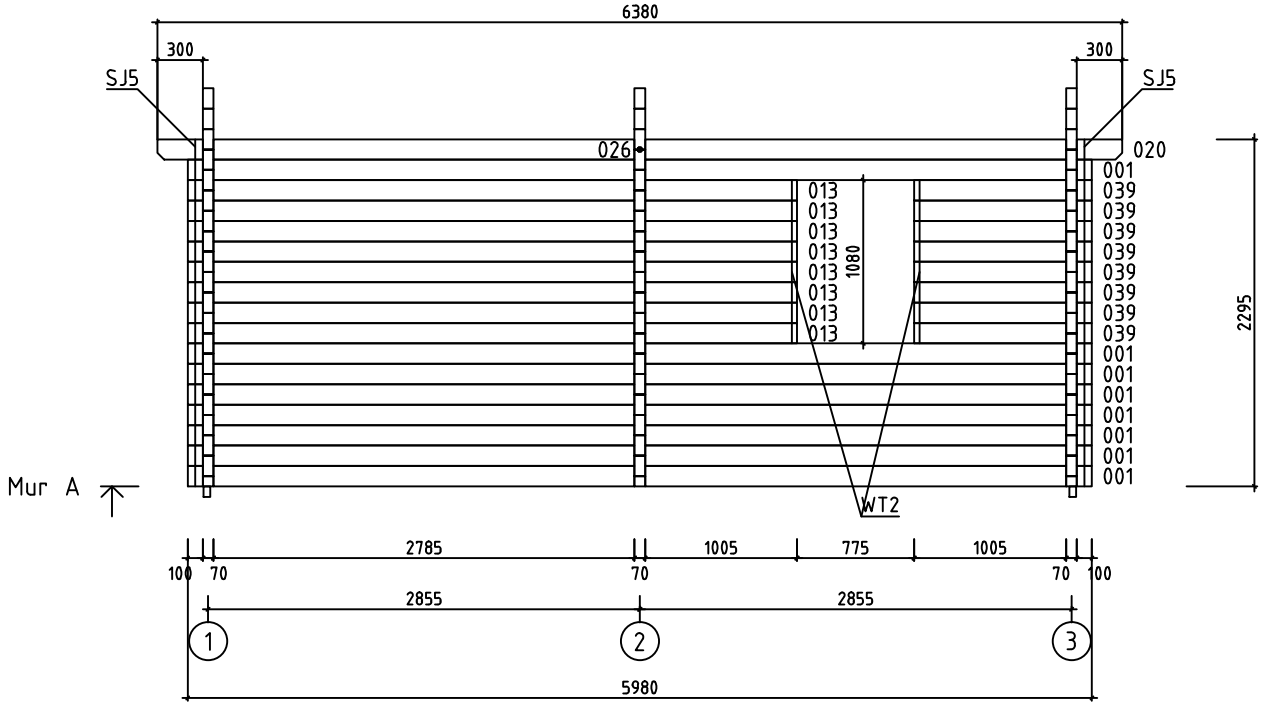

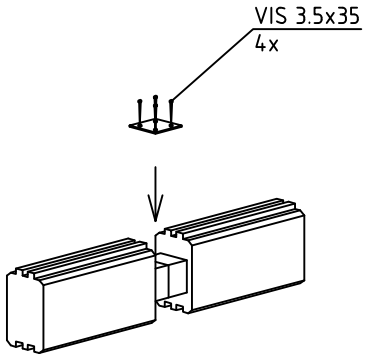

House	Hastings 70 ISO	Sheet	8
Drawing	MUR A	Scale	1:50
Material	70x135	Date	28.08.2017
Drawer	RP	File	Hastings 70 ISO.dwg

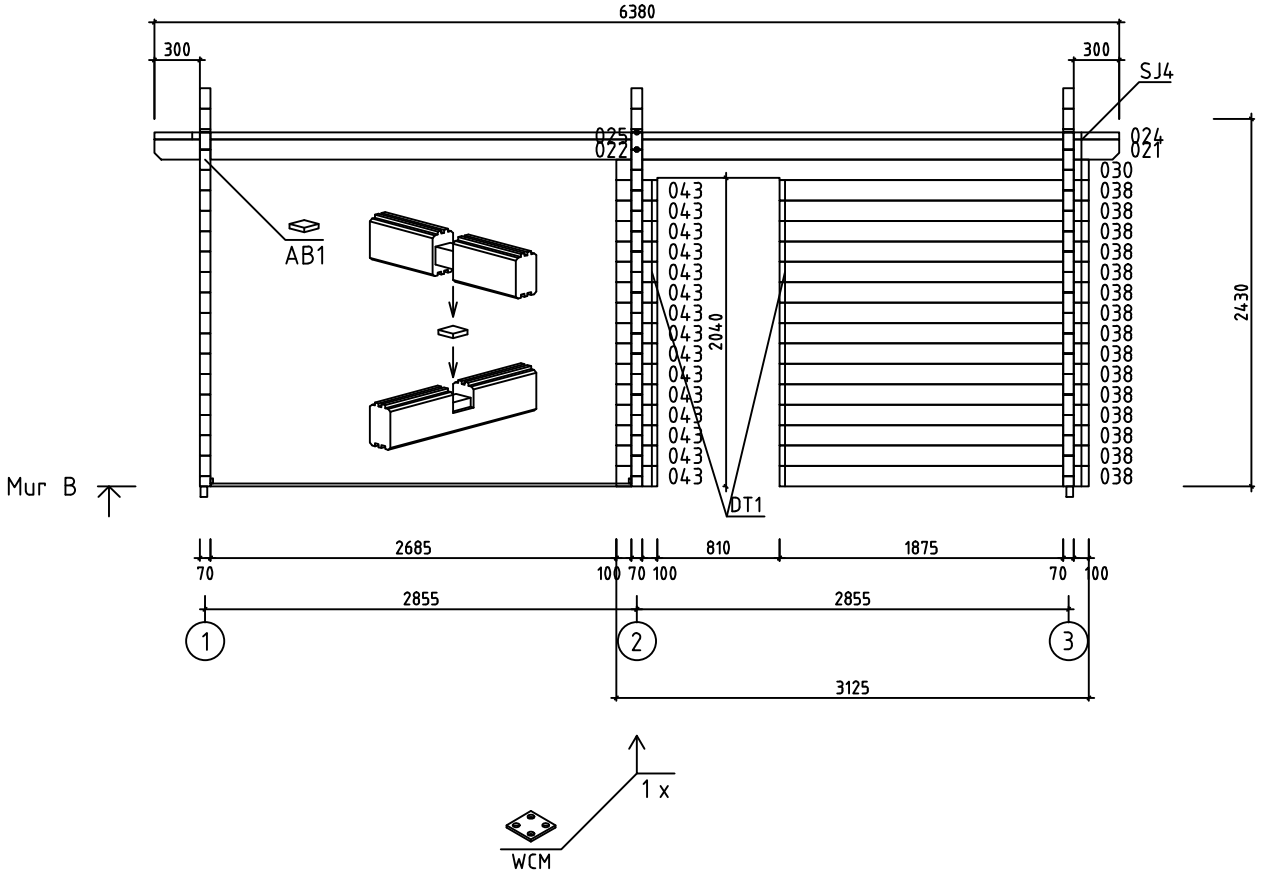

House	Hastings 70 ISO	Sheet	9
Drawing	MUR B	Scale	1:50
Material	70x135	Date	28.08.2017
Drawer	RP	File	Hastings 70 ISO.dwg

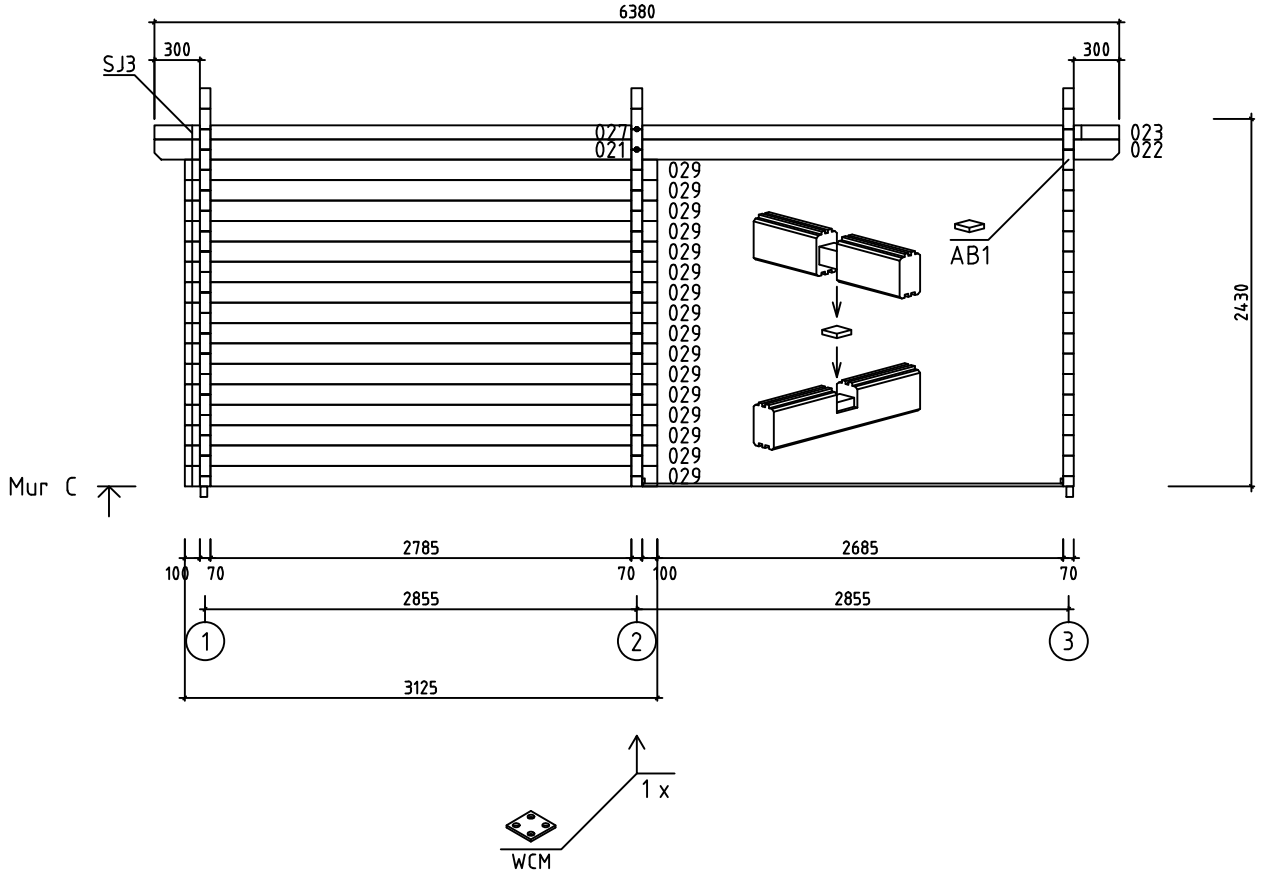

House	Hastings 70 ISO	Sheet	10
Drawing	MUR C	Scale	1:50
Material	70x135	Date	28.08.2017
Drawer	RP	File	Hastings 70 ISO.dwg

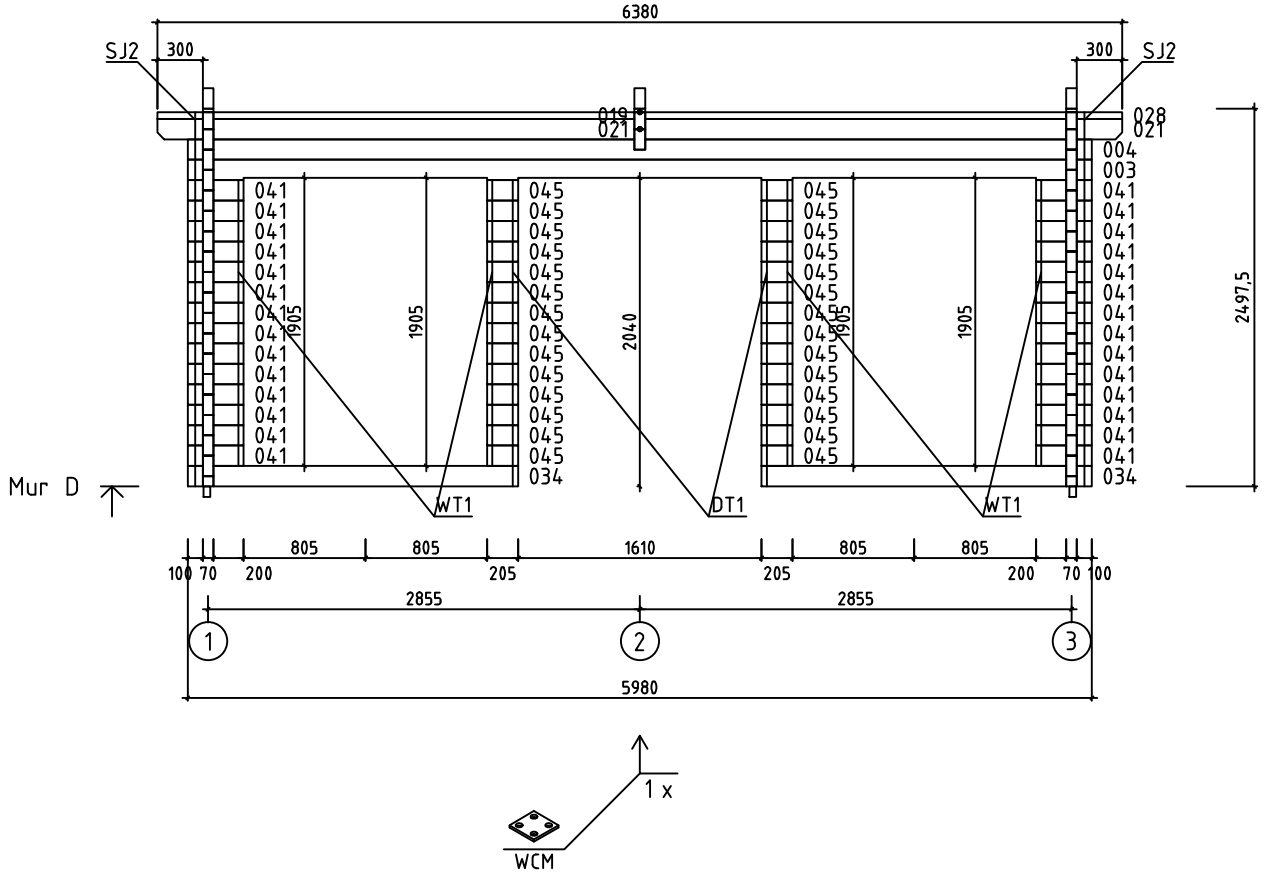

House	Hastings 70 ISO	Sheet	11
Drawing	MUR D	Scale	1:50
Material	70x135	Date	28.08.2017
Drawer	RP	File	Hastings 70 ISO.dwg

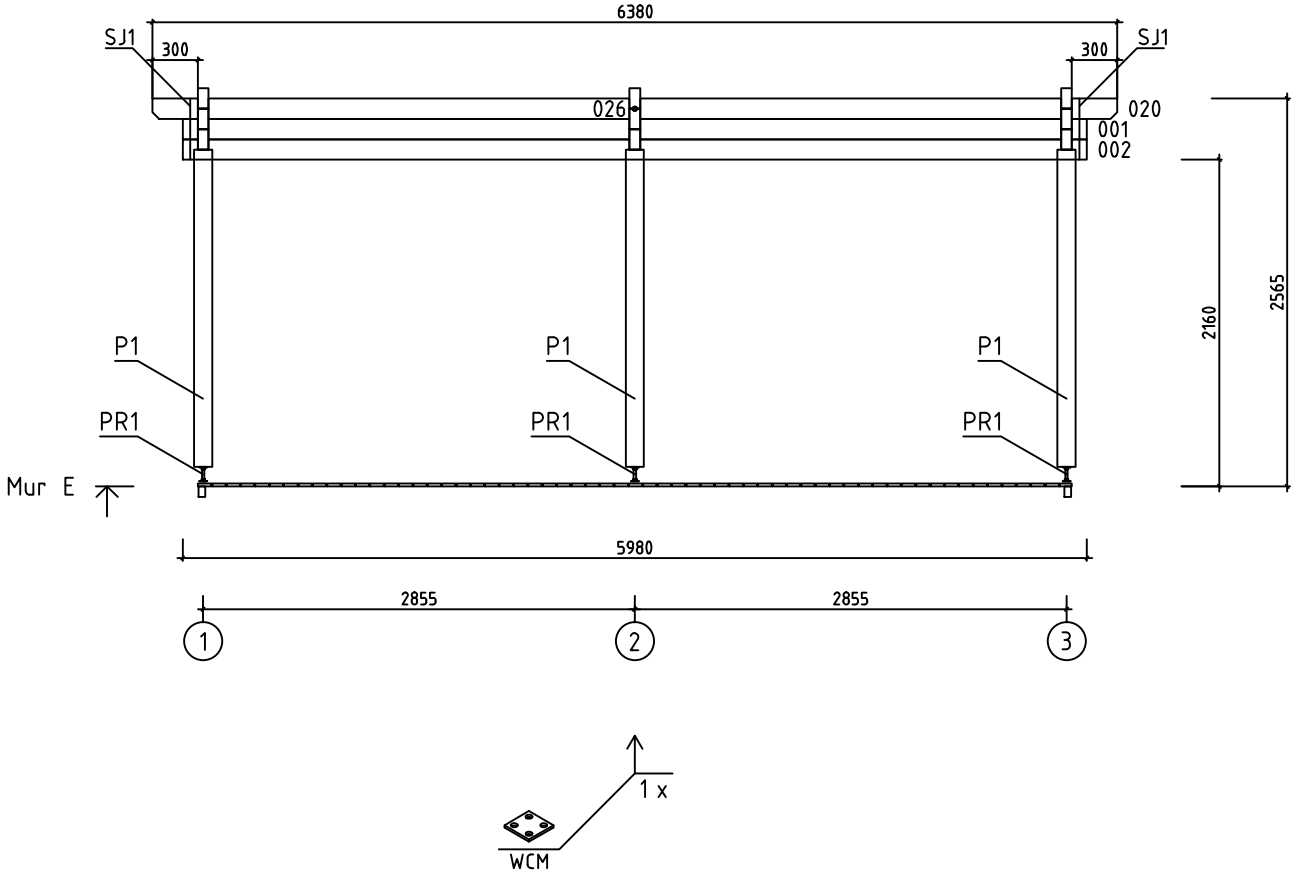

House	Hastings 70 ISO	Sheet	12
Drawing	MUR E	Scale	1:50
Material	70x135	Date	28.08.2017
Drawer	RP	File	Hastings 70 ISO.dwg

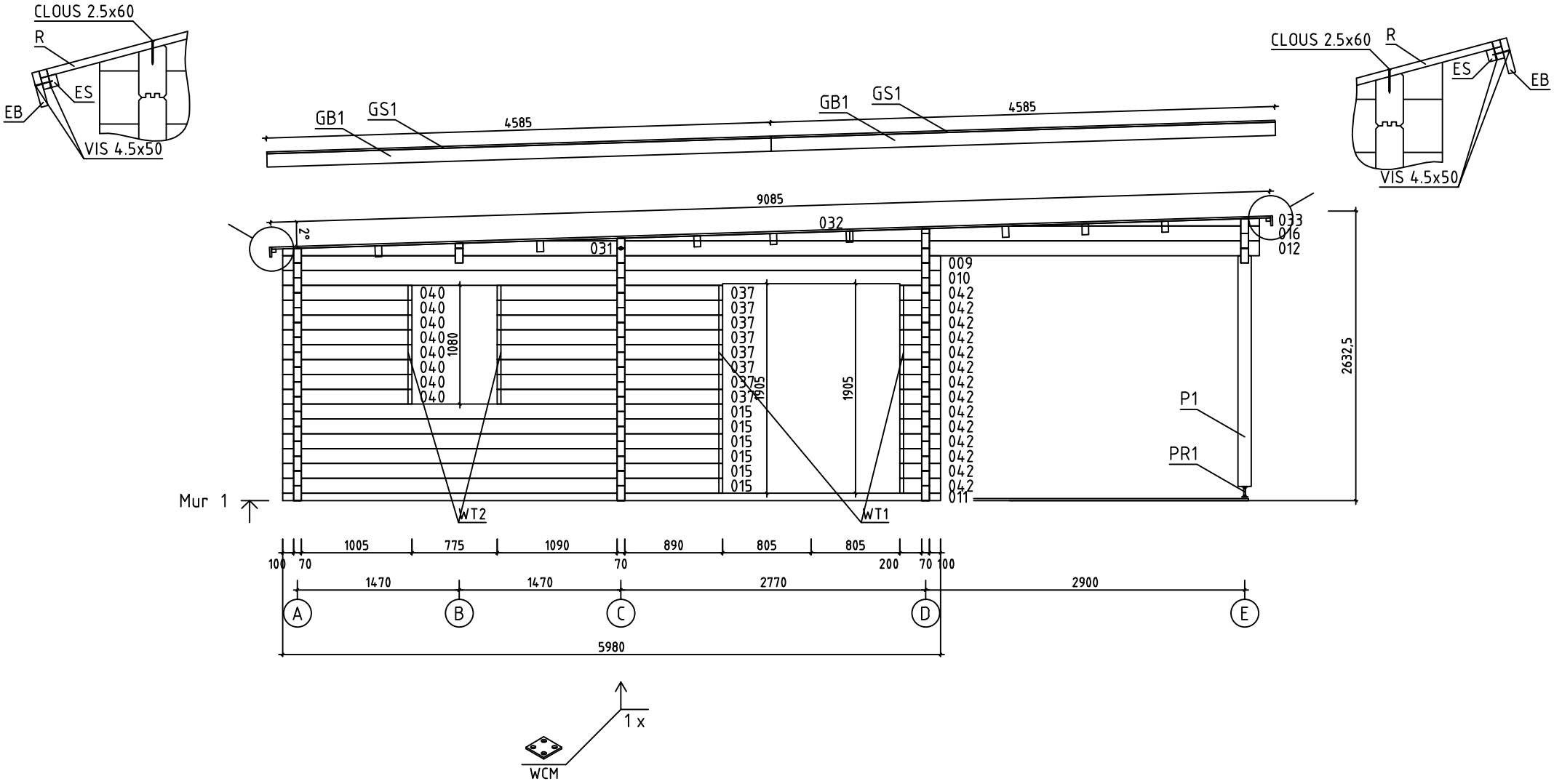

House	Hastings 70 ISO	Sheet	13
Drawing	MUR 1	Scale	1:50
Material	70x135	Date	28.08.2017
Drawer	RP	File	Hastings 70 ISO.dwg

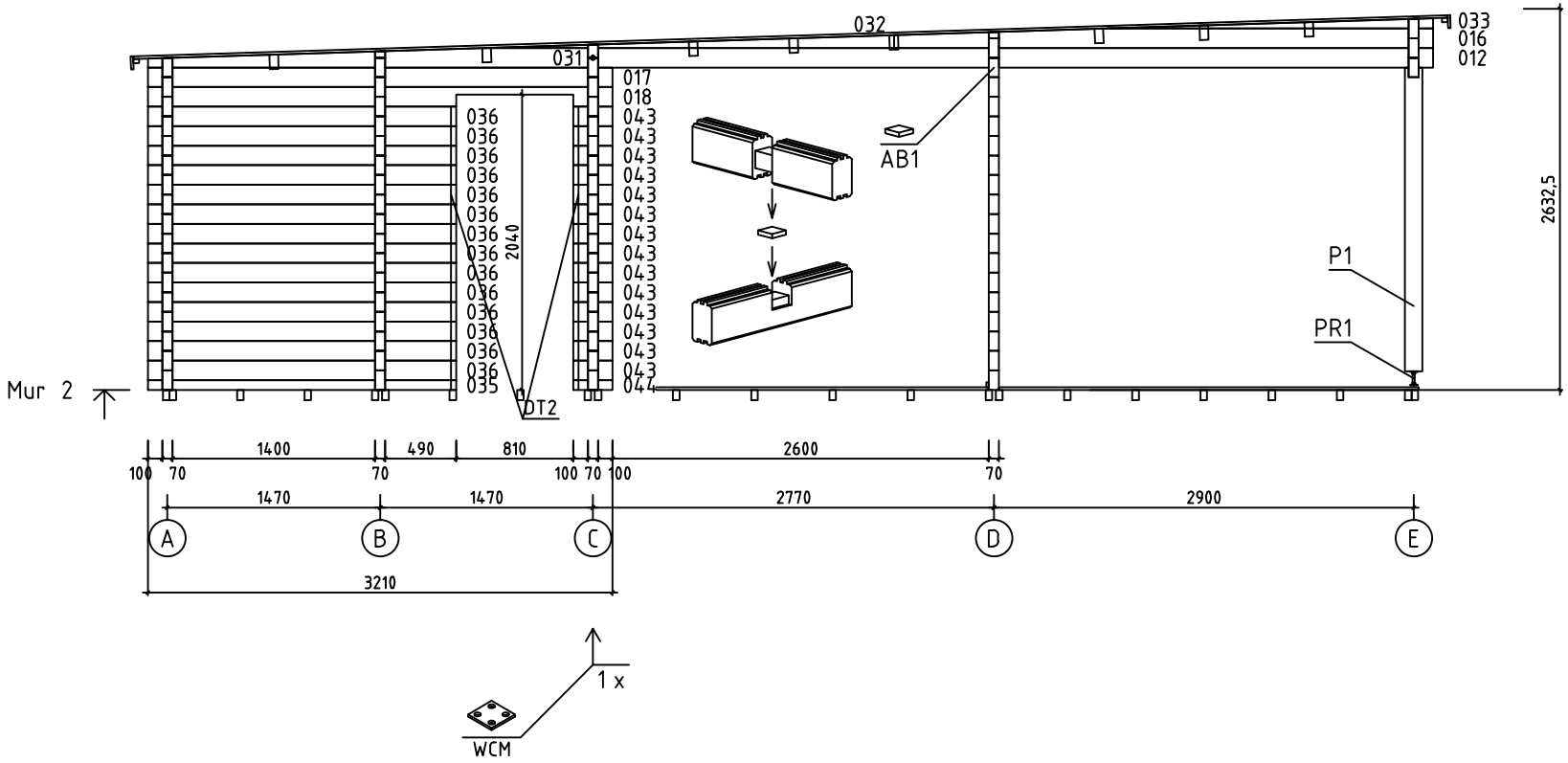

House	Hastings 70 ISO	Sheet	14
Drawing	MUR 2	Scale	1:50
Material	70x135	Date	28.08.2017
Drawer	RP	File	Hastings 70 ISO.dwg

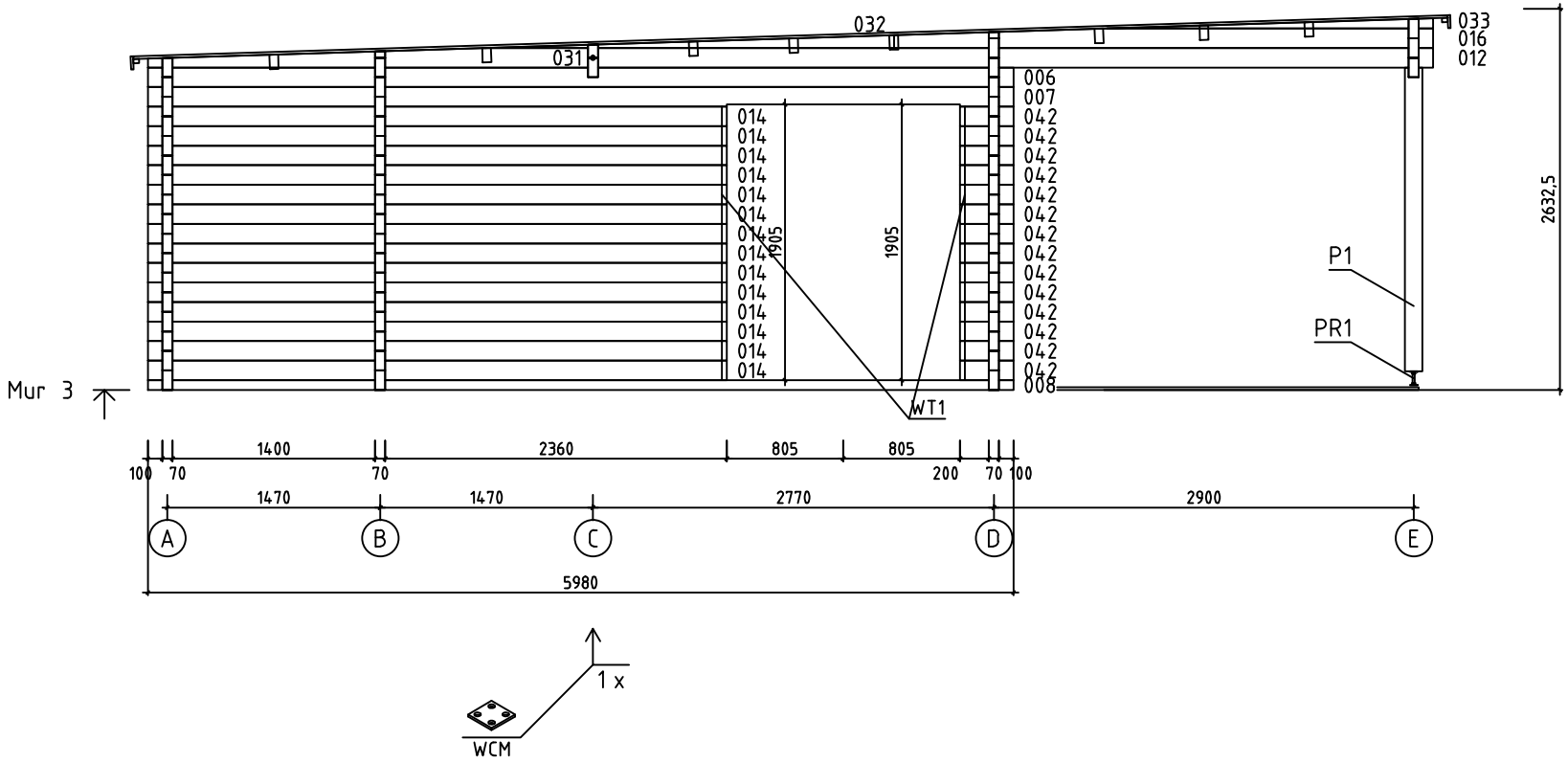

House	Hastings 70 ISO	Sheet	15
Drawing	MUR 3	Scale	1:50
Material	70x135	Date	28.08.2017
Drawer	RP	File	Hastings 70 ISO.dwg

Pos	Spécification	PZS	Profile (mm)	L (mm)
001	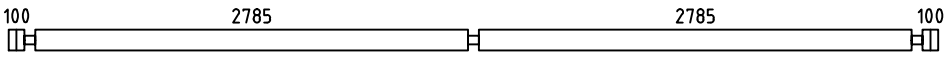	9	70x135	5980
002	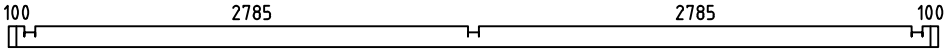	1	70x135	5980
003	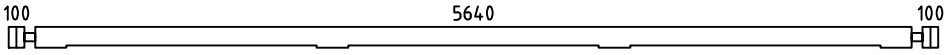	1	70x135	5980
004	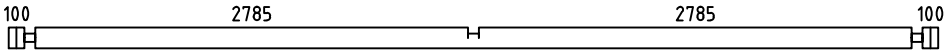	1	70x135	5980
005	MADRIER DE RÉSERVE 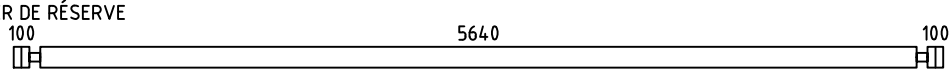	1	70x135	5980
007		1	70x135	5980
008		1	70x68	5980
010	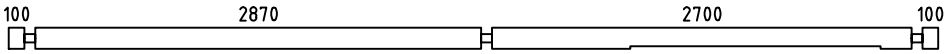	1	70x135	5980
011	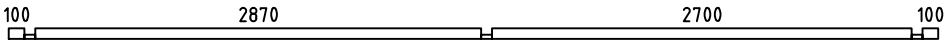	1	70x68	5980
013		8	70x135	4030
014		14	70x135	4000
015		6	70x135	4000
018	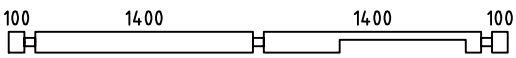	1	70x135	3210
019		1	70x44	3190
020	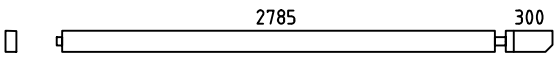	2	70x135	3190
021		4	70x135	3190
022		2	70x135	3190
023	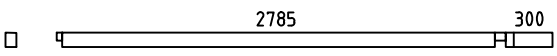	1	70x92	3190
024	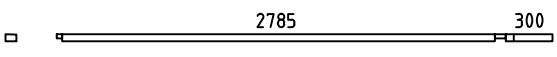	1	70x46	3190
025	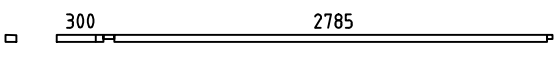	1	70x46	3190
026		2	70x135	3190
027		1	70x92	3190
028	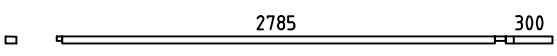	1	70x44	3190
029	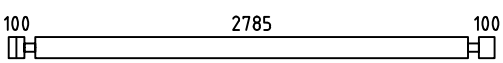	16	70x135	3125
030	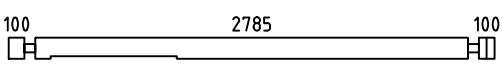	1	70x135	3125

House Hastings 70 ISO	Material	File Hastings 70 ISO.dwg	Sheet 16

Pos	Spécification	PZS	Profile (mm)	L (mm)
034	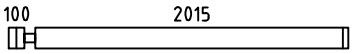	2	70x135	2185
035	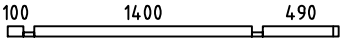	1	70x68	2130
036		14	70x135	2130
037	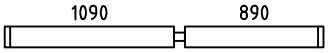	8	70x135	2050
038		15	70x135	2045
039	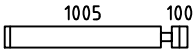	8	70x135	1175
040	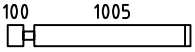	8	70x135	1175
041		28	70x135	370
042		28	70x135	370
043		29	70x135	270
044		1	70x68	270
045		28	70x135	205
W1-1	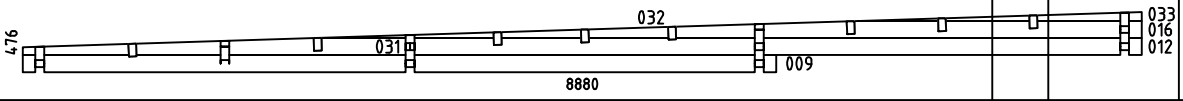	1	70x476	8880
W2-1	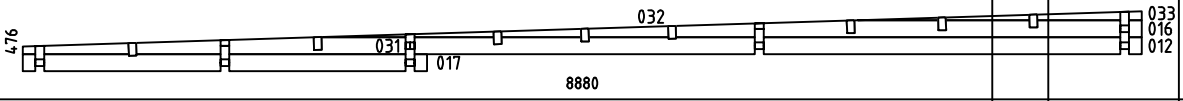	1	70x476	8880
W3-1	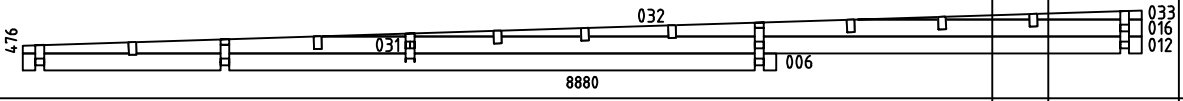	1	70x476	8880
HB	MADRIERS D´ASSEMBLAGE 	4	70x135	300
FBI2	POUTRES DE FONDATION IMPRÉGNÉS IMM	2	45x70	5740
FBI1	POUTRES DE FONDATION IMPRÉGNÉS IMM	23	45x70	5680
FBI3	POUTRES DE FONDATION IMPRÉGNÉS IMM	2	45x70	2930
FBI4	POUTRES DE FONDATION IMPRÉGNÉS IMM	2	45x70	421
P1	POTEAU 	3	120x120	2098
RB1	SOLIVES DE PLAFOND 	16	70x140	3190

House Hastings 70 ISO	Material	File Hastings 70 ISO.dwg	Sheet 17

Pos	Spécification	PZS	Profile (mm)	L (mm)
F1	PLANCHER  ou	25+1 33+1	18x114 18x88	4165
F2	PLANCHER  ou	25+1 33+1	18x114 18x88	2865
F3	PLANCHER  ou	25+1 33+1	18x114 18x88	2695
F4	PLANCHER  ou	25+1 33+1	18x114 18x88	1395
R1	VOLIGES  ou	28+1 37+1	18x114 18x88	5255
R2	VOLIGES  ou	28+1 37+1	18x114 18x88	5215
R3	VOLIGES  ou	28+1 37+1	18x114 18x88	3870
R4	VOLIGES  ou	28+1 37+1	18x114 18x88	3830
T1	PLANCHES DE TERRASSE  IMM	61+1	18x90	2900
FF1	BAGUETTE DE FINITION DE PLANCHER 		18x35	40m
GB1	PLANCHE DE RIVE 	4	18x120	4585
GS1	BAGUETTES POUR FIXER LES PLANCHES DE RIVE 	4	18x70	4585
EB1	LATTES SOUS VOLIGES 	4	18x90	3190
ES1	BAGUETTES POUR FIXER LES LATTES SOUS VOLIGES 	4	30x40	3190
DT1	TASSEAU DE FIXATION POUR PORTES 	4	18x25	1990
DT2	TASSEAU DE FIXATION POUR PORTES 	2	18x25	1930
WT1	TASSEAU DE FIXATION POUR FENÉTRE 	8	18x25	1860
WT2	TASSEAU DE FIXATION POUR FENÉTRE 	4	18x25	1050
AB1	MUR D´ASSEMBLAGE	3	15x52	58
PR1	PIED MÉTALLIQUE RÉGLABLE POUR POTEAU 	3		
RCM	CONNECTEUR MÉTALLIQUE POUR SOLIVES DE PLAFOND 	8	⌀6.0	200
WCM	PATTE D´ASSEMBLAGE 	8	50	50
SJ1	TIGES FILETÉS 	2	M10	430
SJ2	TIGES FILETÉS 	2	M10	2500
SJ3	TIGES FILETÉS 	1	M10	2420

House Hastings 70 ISO	Material	File Hastings 70 ISO.dwg	Sheet 18

Pos	Spécification	PZS	Profile (mm)	L (mm)
SJ4	TIGES FILETÉS	1	M10	2370
SJ5	TIGES FILETÉS	2	M10	2320
	CLOUS POUR LE REVÉTEMENT DE TOIT	710	⌀2.5	20
	CLOUS POUR FF1	90	⌀2.0	40
	CLOUS POUR F1, F2, F3, F4, R1, R2, R3, R4, T1	2700	⌀2.5	60
	VIS POUR WCM	32	⌀3.5	35
	VIS POUR GB1, GS1, EB1, ES1, P1, PR1	150	⌀4.5	50
	VIS POUR 008, 011, 019, 024, 025, 028, 035, 044 FBI1, FBI2, FBI3, FBI4, FBI5	130	⌀4.5	90
	VIS POUR 023, 027, RB1, W1-1, W2-1, W3-1	80	⌀6.0	160
	REVÉTEMENT DE TOIT	5,0	R = 15m	
	DOUBLE PORTE (droit) ORT__1H 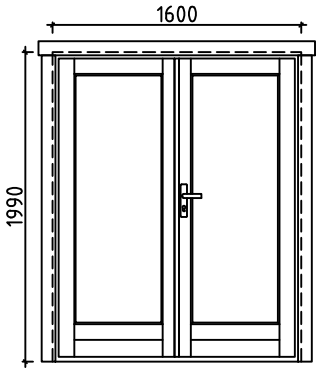	P 1 1 1 1	1600	1990
	PORTE INTÉRIEURE (droit) AST 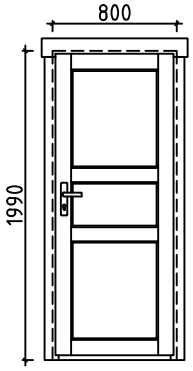	P 2 2 2	800	1990

House Hastings 70 ISO	Material	File Hastings 70 ISO.dwg	Sheet 19

Pos	Spécification	PZS	Profile (mm)	L (mm)
	FENÉTRE (fermé) ORT__1H__K 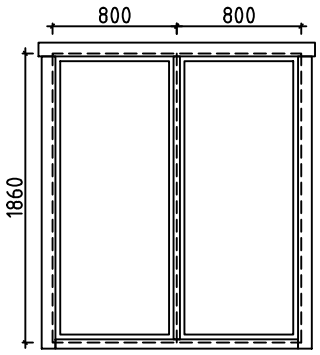	2	1600	1860
	FENÉTRE (1x droit; 1x gauche) ORT__1H__SK 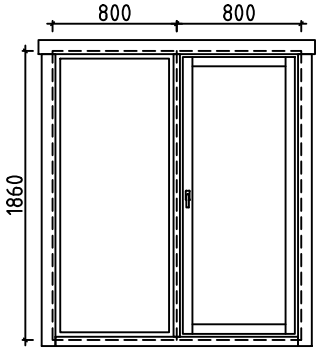 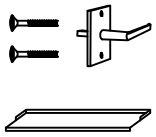	P+V 2 2	1+1 1600	1860
	FENÉTRE (droit) ORT__1H 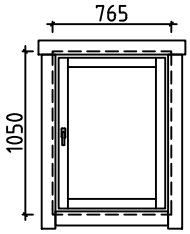 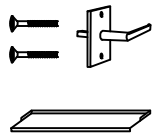	P 2 2	765	1050

House Hastings 70 ISO	Material	File Hastings 70 ISO.dwg	Sheet 20

#001	A,E	5980	9
#002	E	5980	1
#003	D	5980	1
#004	D	5980	1
#005		5980	1
#006	3	5980	1
#007	3	5980	1
#008	3	5980	1
#009	1	5980	1
#010	1	5980	1
#011	1	5980	1
#012	1,2,3	5805	3
#013	A	4030	8
#014	3	4000	14
#015	1	4000	6
#016	1,2,3	3725	3
#017	2	3210	1
#018	2	3210	1
#019	D	3190	1
#020	A,E	3190	2
#021	B,C,D	3190	4
#022	B,C	3190	2
#023	C	3190	1
#024	B	3190	1
#025	B	3190	1
#026	A,E	3190	2
#027	C	3190	1
#028	D	3190	1
#029	C	3125	16
#030	B	3125	1
#031	1,2,3	3075	3
#032	1,2,3	2832	3
#033	1,2,3	2253	3
#034	D	2185	2
#035	2	2130	1
#036	2	2130	14
#037	1	2050	8
#038	B	2045	15
#039	A	1175	8
#040	1	1175	8
#041	D	370	28
#042	1,3	370	28
#043	2,B	270	29
#044	2	270	1
#045	D	205	28