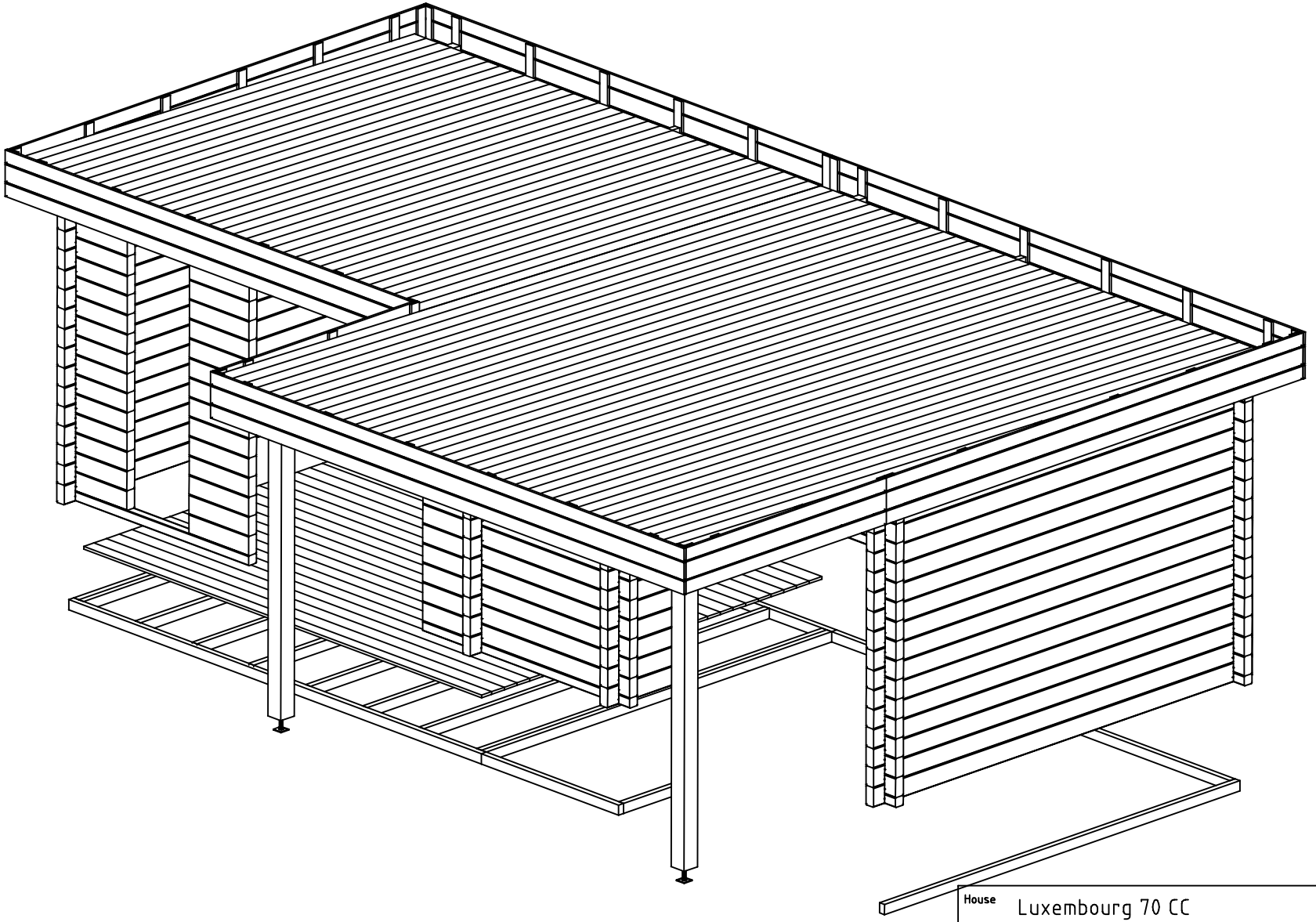

House	Luxembourg 70 CC	Sheet	1
Drawing	3D	Scale	
Material	70x135	Date	25.04.2019
Drawer	RP	File	Luxembourg 70 CC 3D.dwg

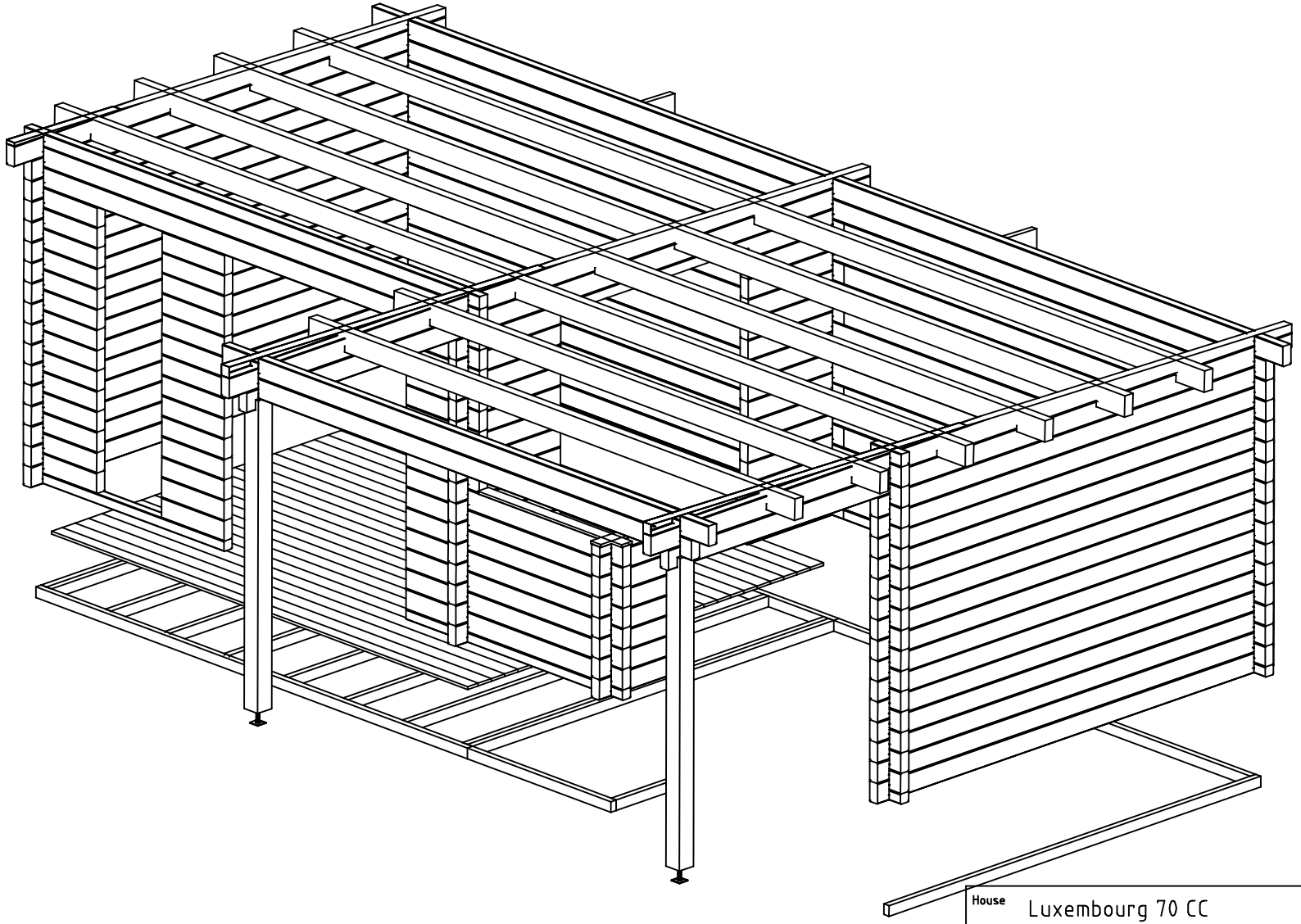

House	Luxembourg 70 CC	Sheet	2
Drawing	3D	Scale	
Material	70x135	Date	25.04.2019
Drawer	RP	File	Luxembourg 70 CC 3D.dwg

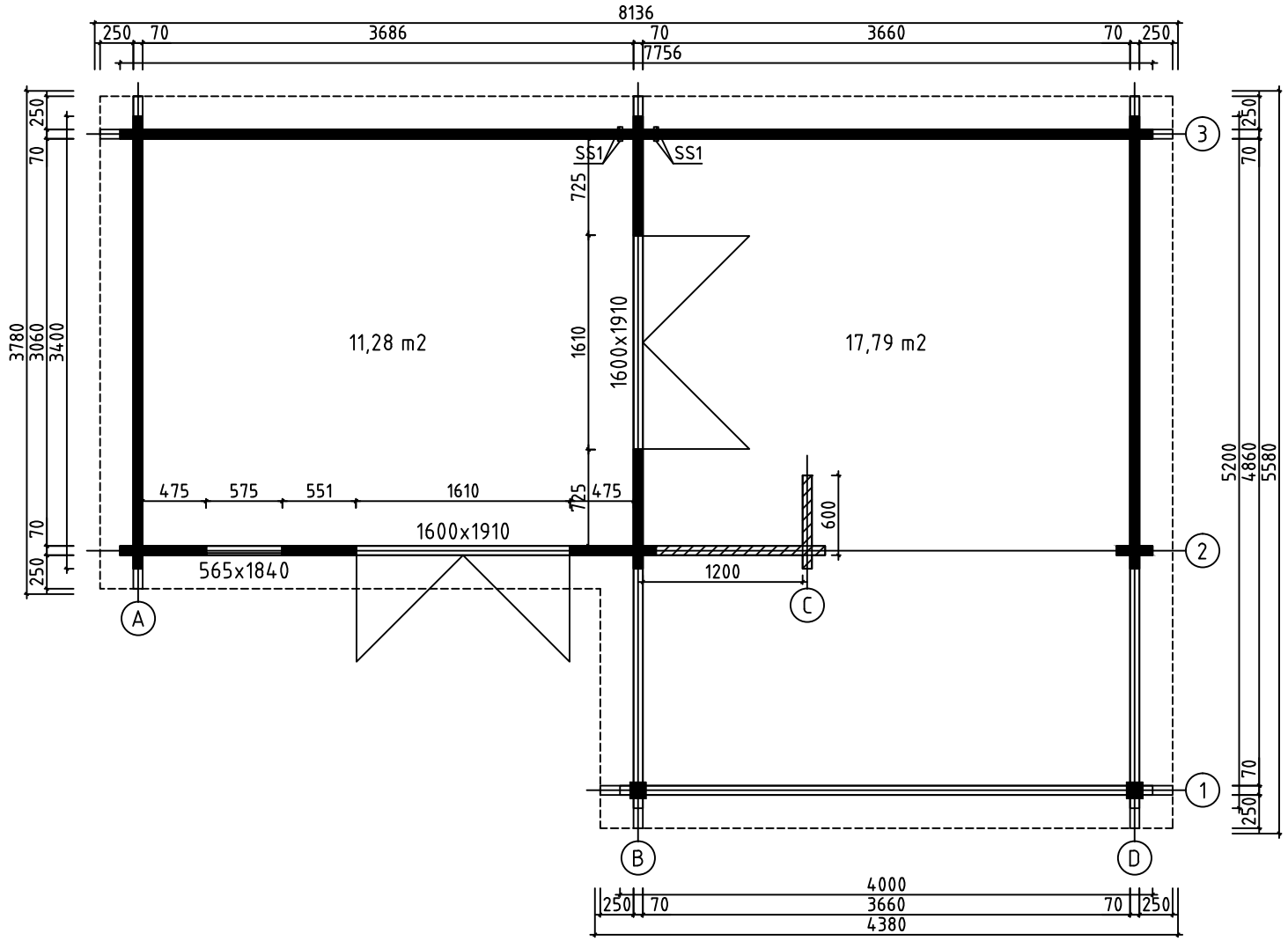

House	Luxembourg 70 CC	Sheet	3
Drawing	GROUNDPLAN	Scale	1:50
Material	70x135	Date	25.04.2019
Drawer	RP	File	Luxembourg 70 CC.dwg

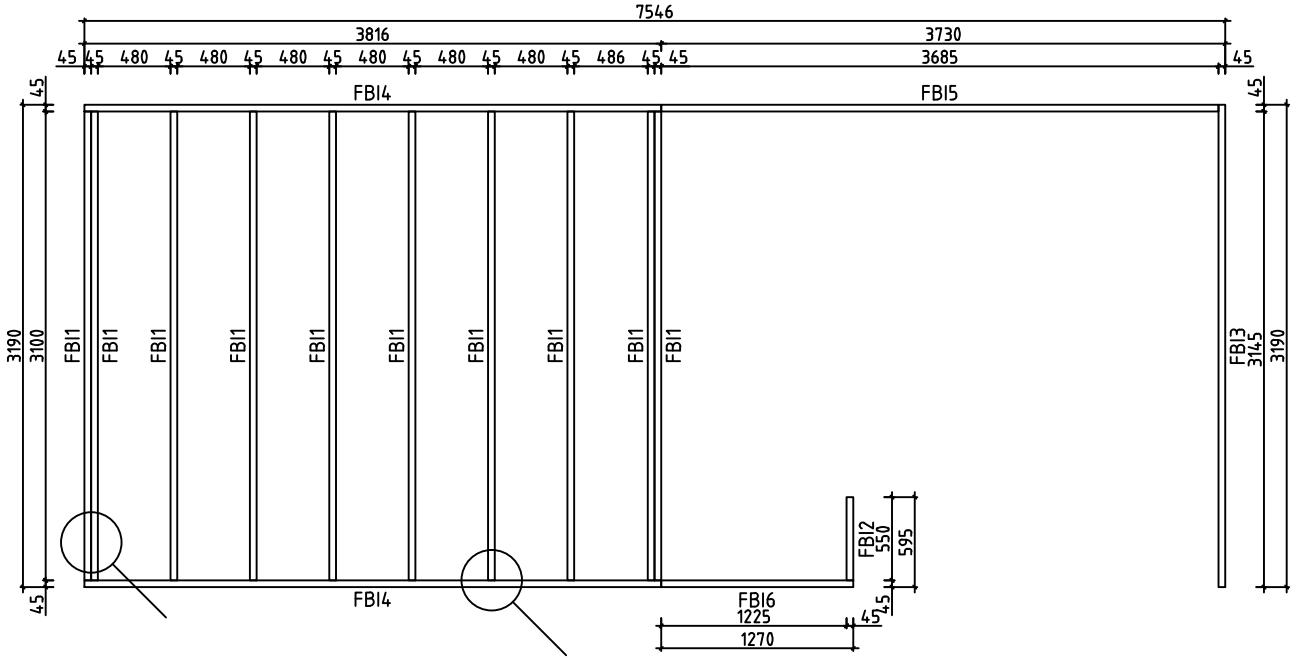

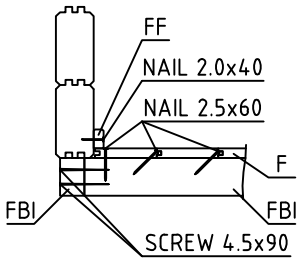

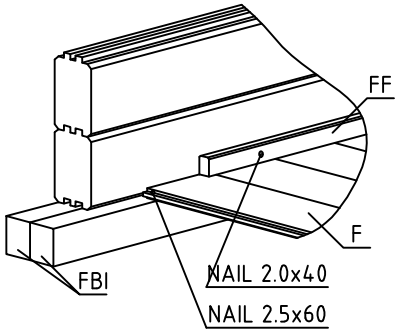

House	Luxembourg 70 CC	Sheet	4
Drawing	FLOORBEAMS	Scale	1:50
Material	45x70	Date	25.04.2019
Drawer	RP	File	Luxembourg 70 CC.dwg

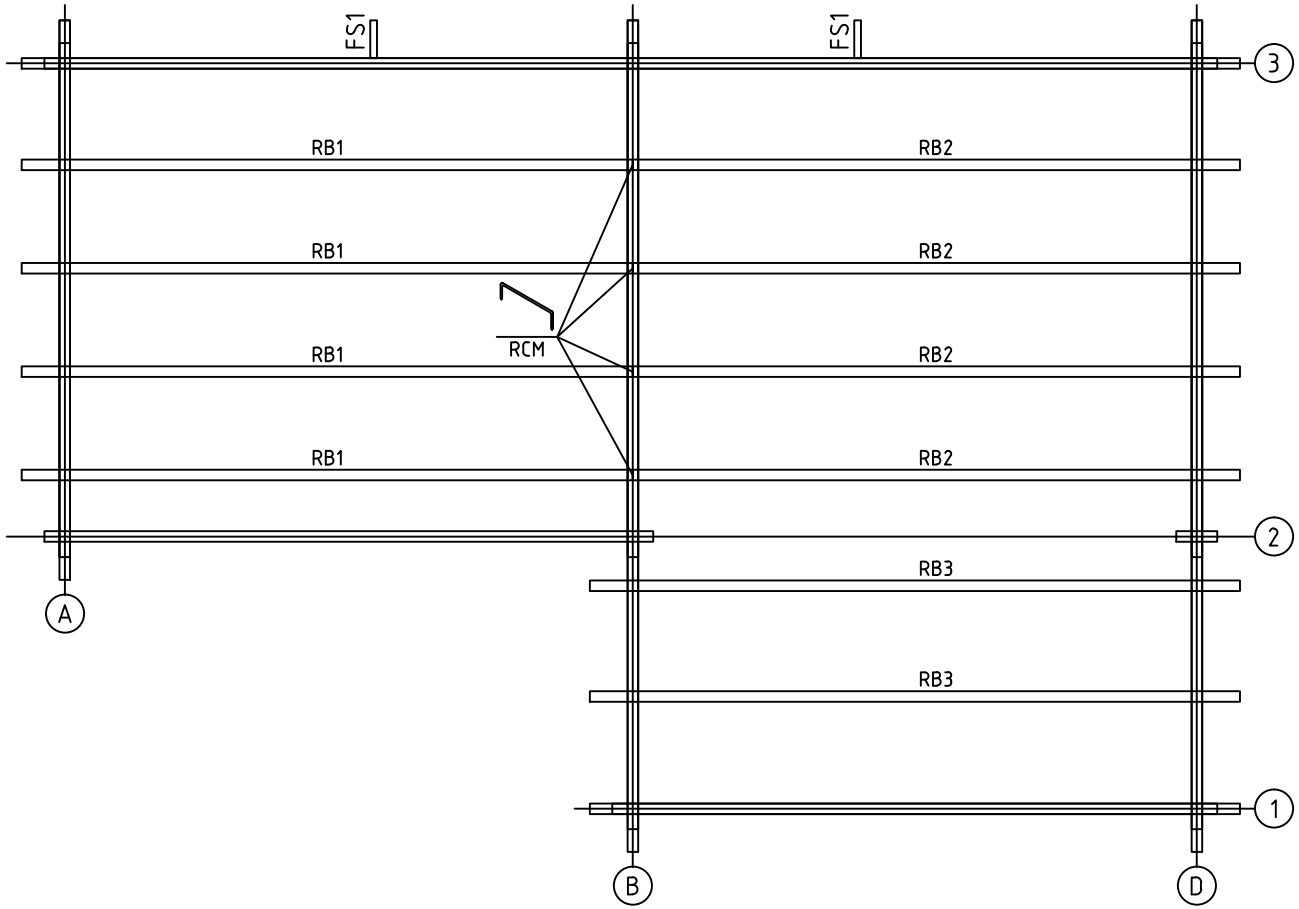

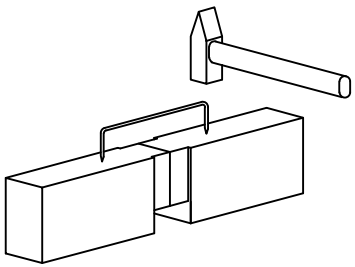

House	Luxembourg 70 CC	Sheet	5
Drawing	ROOFBEAMS	Scale	1:50
Material	70x140	Date	25.04.2019
Drawer	RP	File	Luxembourg 70 CC.dwg

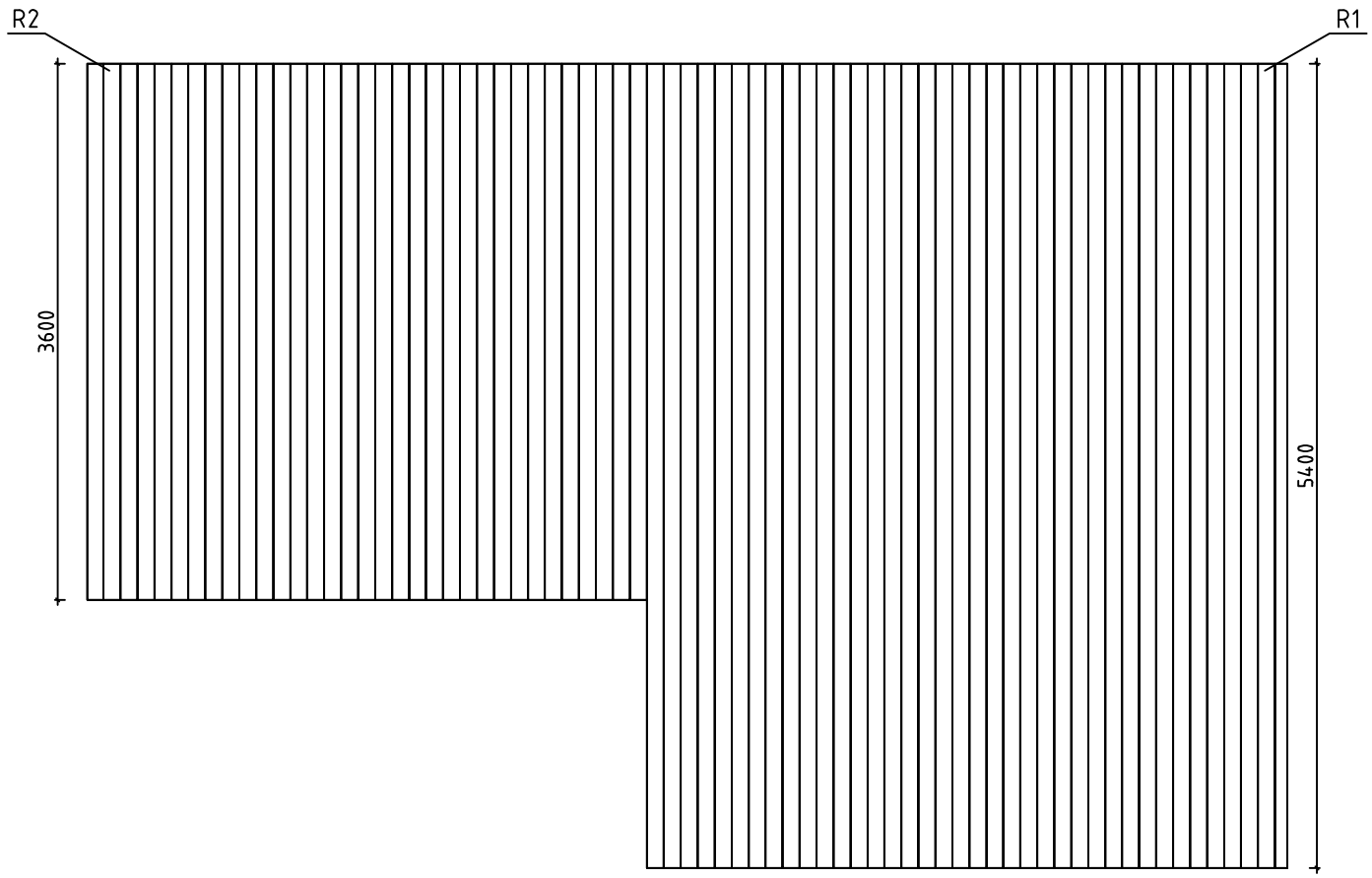

House	Luxembourg 70 CC	Sheet	6
Drawing	ROOFBOARD	Scale	1:50
Material	18x114	Date	25.04.2019
Drawer	RP	File	Luxembourg 70 CC.dwg

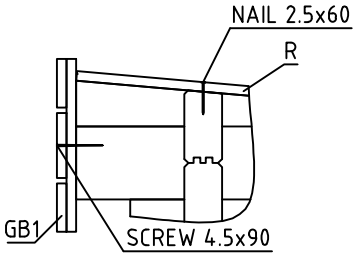

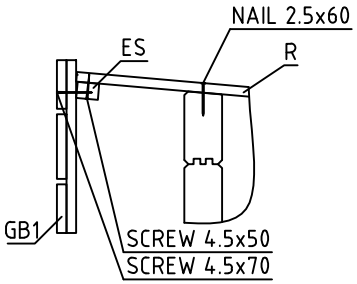

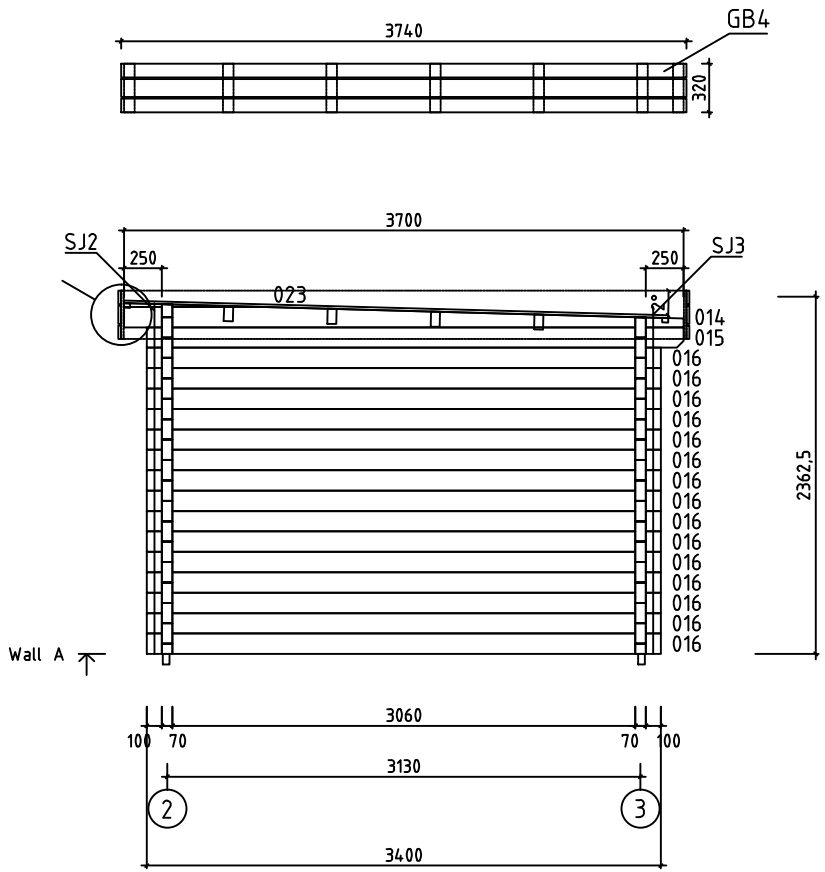

House	Luxembourg 70 CC	Sheet	7
Drawing	WALL A	Scale	1:50
Material	70x135	Date	25.04.2019
Drawer	RP	File	Luxembourg 70 CC.dwg

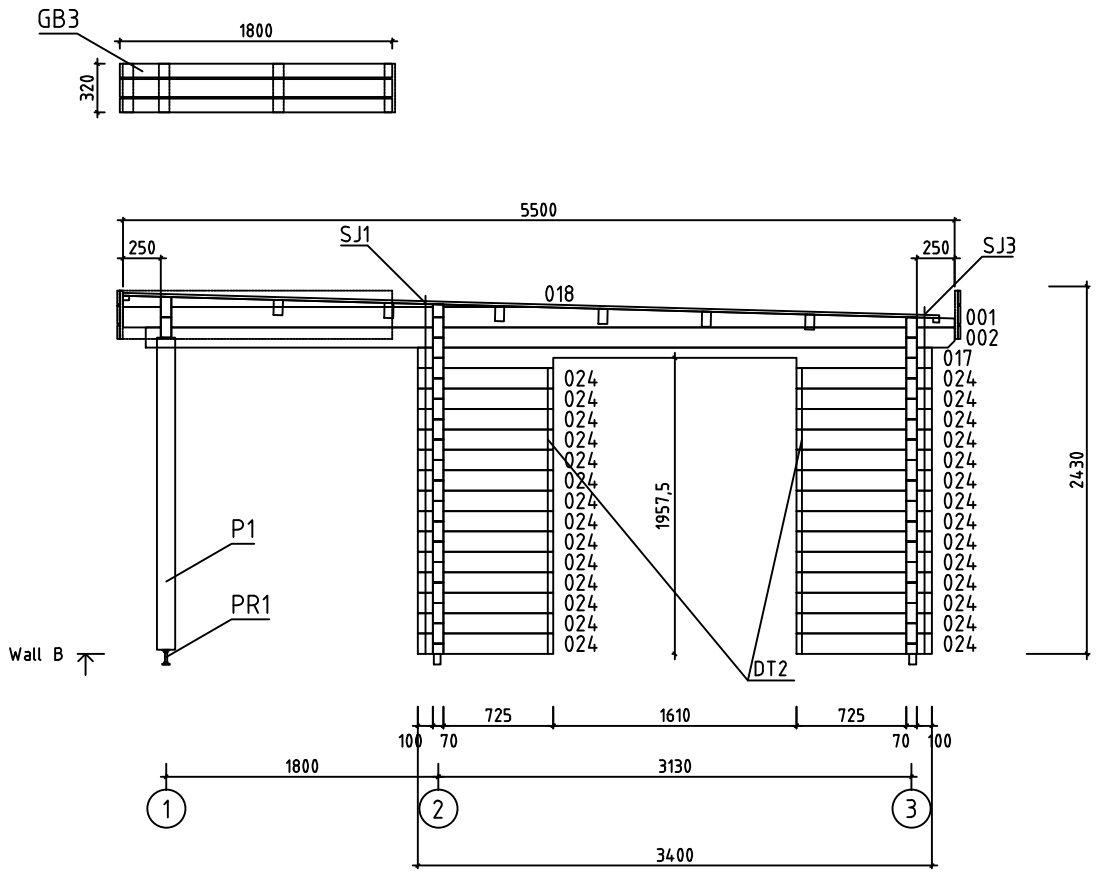

House	Luxembourg 70 CC	Sheet	8
Drawing	WALL B	Scale	1:50
Material	70x135	Date	25.04.2019
Drawer	RP	File	Luxembourg 70 CC.dwg

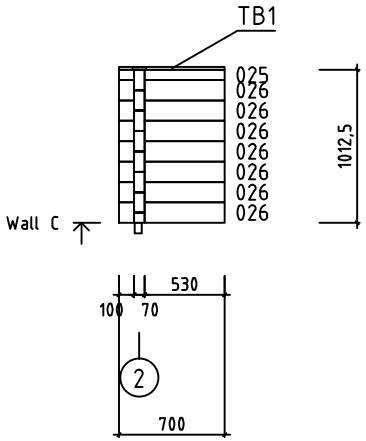

House	Luxembourg 70 CC	Sheet	9
Drawing	WALL C	Scale	1:50
Material	70x135	Date	25.04.2019
Drawer	RP	File	Luxembourg 70 CC.dwg

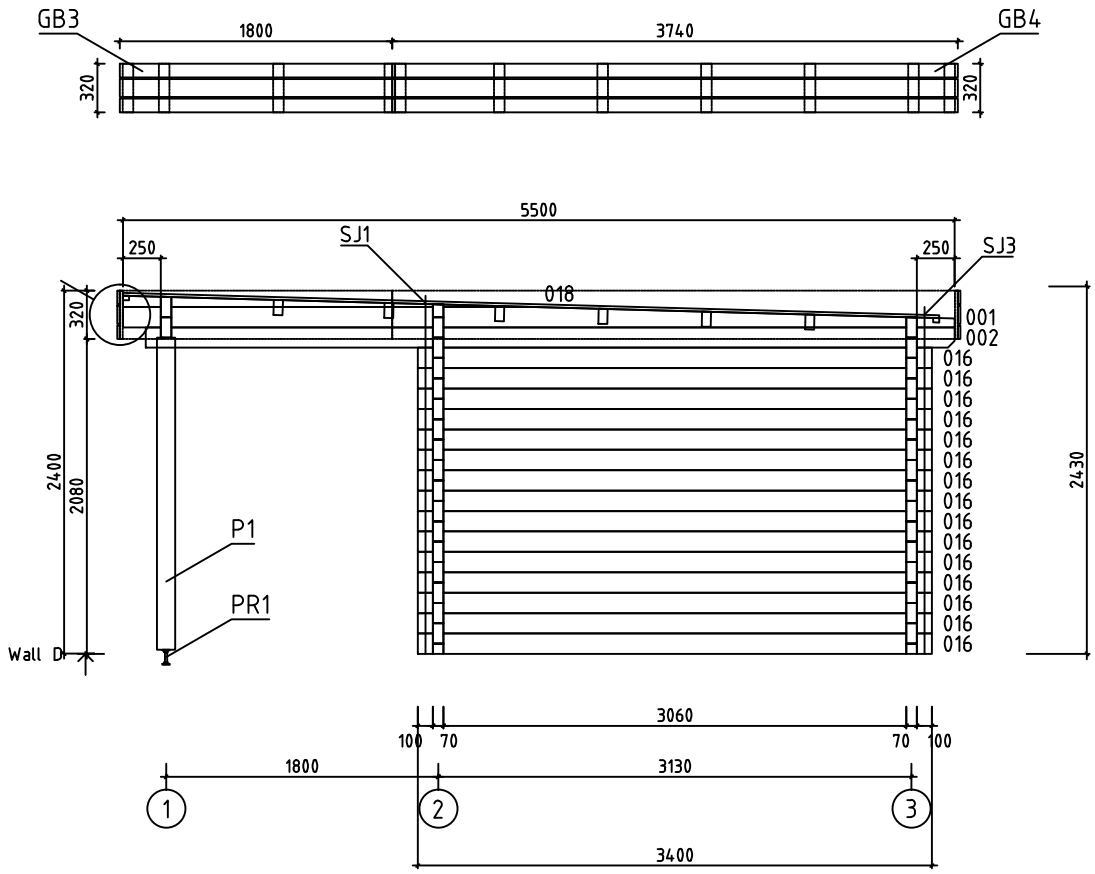

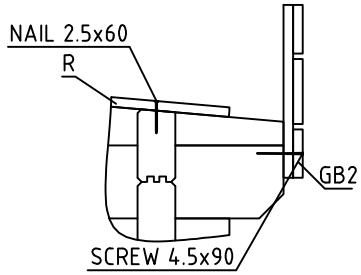

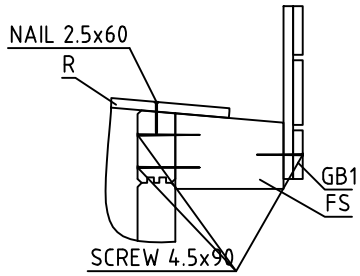

House	Luxembourg 70 CC	Sheet	10
Drawing	WALL D	Scale	1:50
Material	70x135	Date	25.04.2019
Drawer	RP	File	Luxembourg 70 CC.dwg

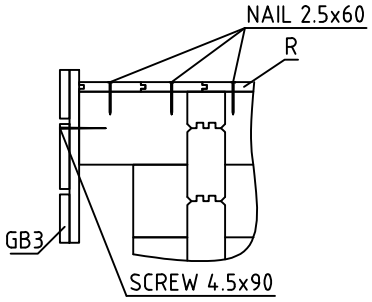

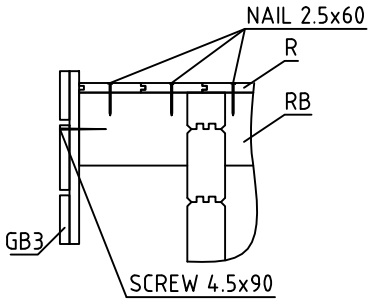

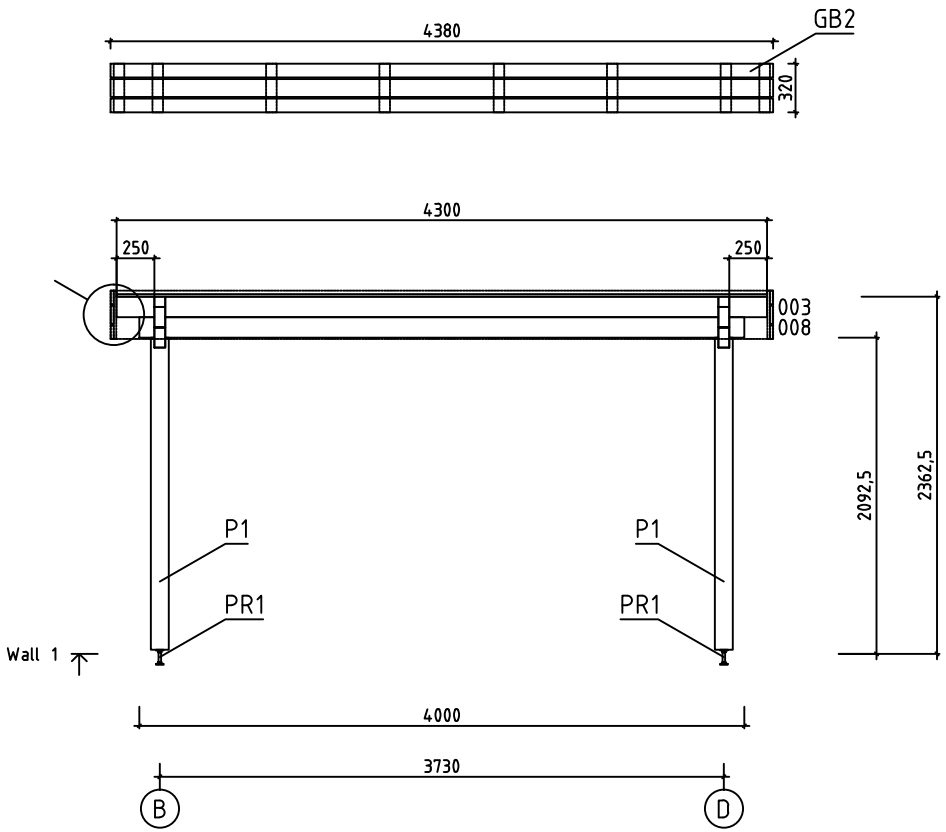

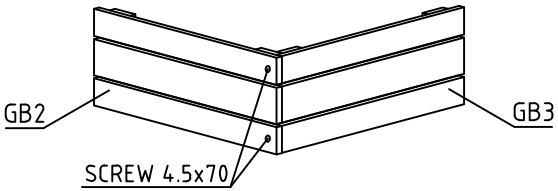

House	Luxembourg 70 CC	Sheet	11
Drawing	WALL 1	Scale	1:50
Material	70x135	Date	25.04.2019
Drawer	RP	File	Luxembourg 70 CC.dwg

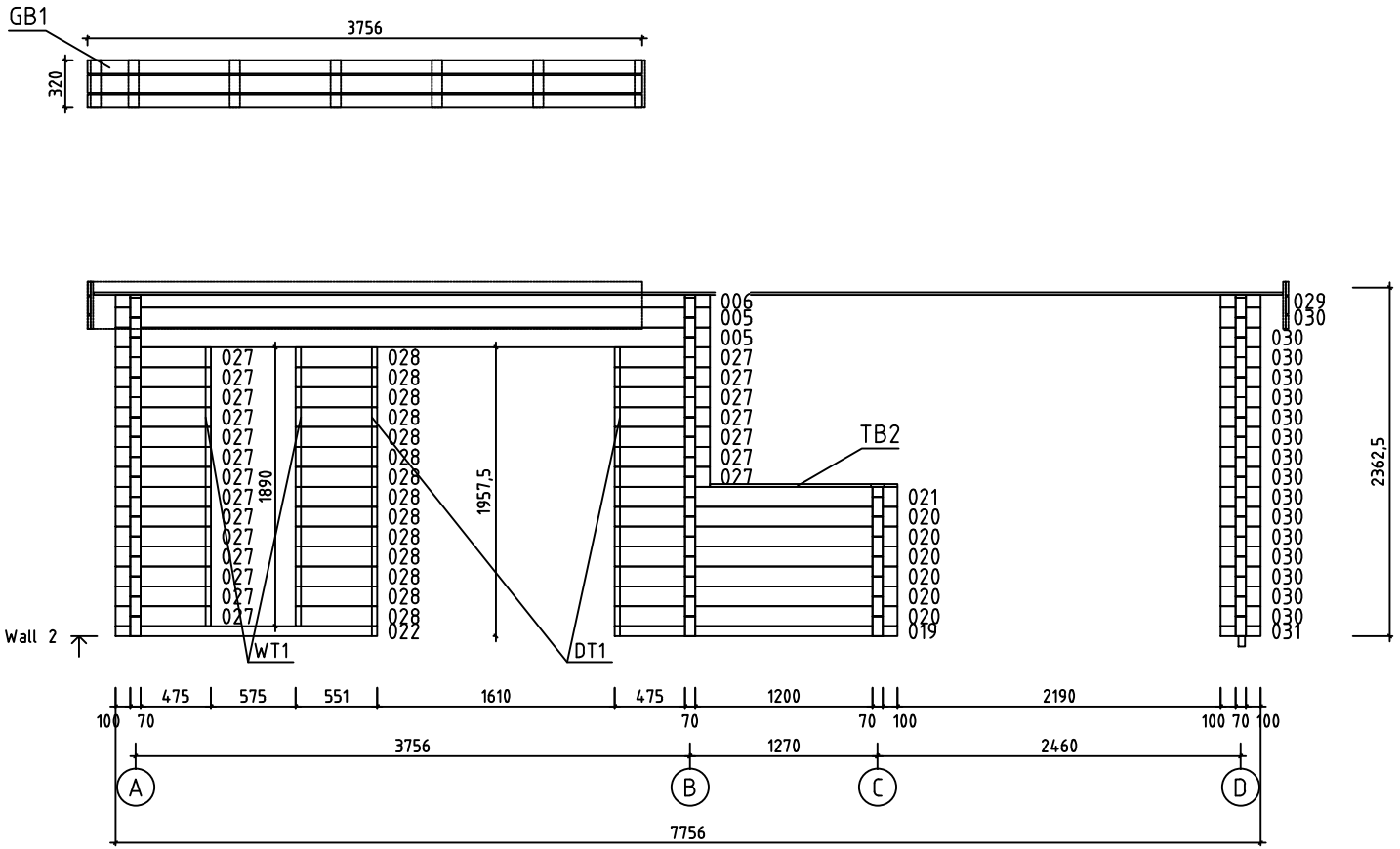

House	Luxembourg 70 CC	Sheet	12
Drawing	WALL 2	Scale	1:50
Material	70x135	Date	25.04.2019
Drawer	RP	File	Luxembourg 70 CC.dwg

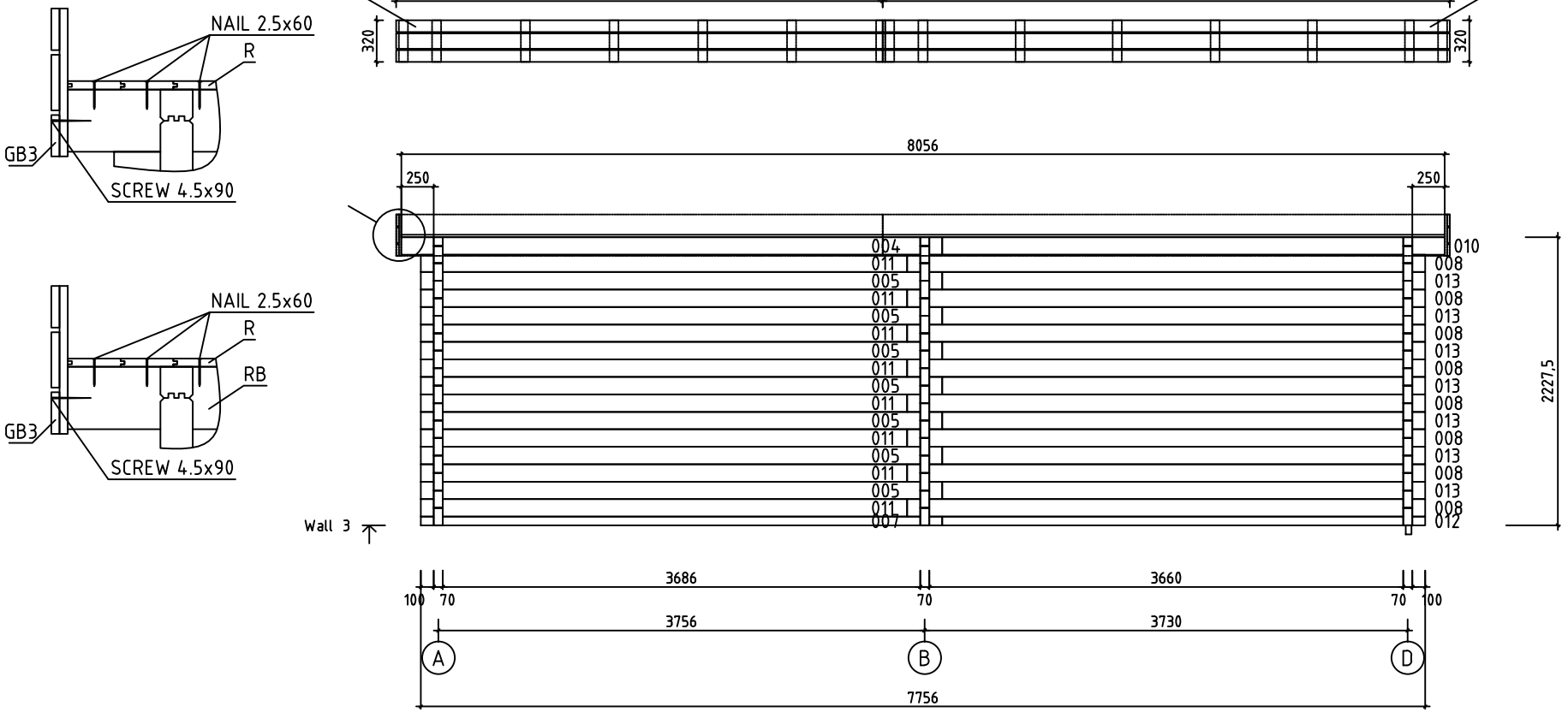

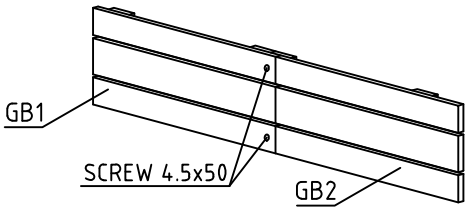

House	Luxembourg 70 CC	Sheet	13
Drawing	WALL 3	Scale	1:50
Material	70x135	Date	25.04.2019
Drawer	RP	File	Luxembourg 70 CC.dwg

Pos	Specification-Bestimmung-Spécification	PCS	Profile (mm)	L (mm)
003	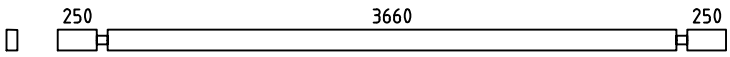	1	70x135	4300
004	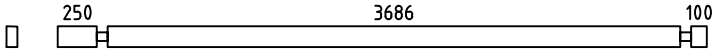	1	70x135	4176
005	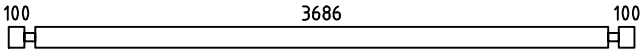	9	70x135	4026
006	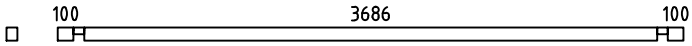	1	70x86	4026
007		1	70x68	4026
008		9	70x135	4000
009	SPARE BEAM-ERZATZBOHLE-MADRIER DE RÉSERVE 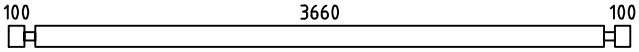	1	70x135	4000
010	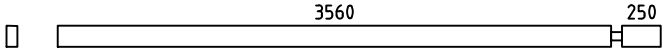	1	70x135	3880
011	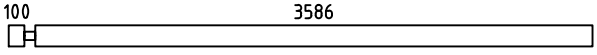	8	70x135	3756
012	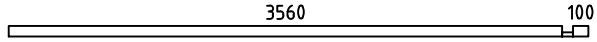	1	70x68	3730
013	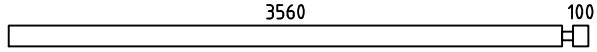	7	70x135	3730
016	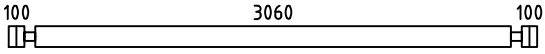	30	70x135	3400
017	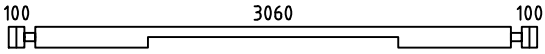	1	70x135	3400
019	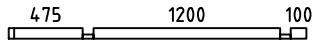	1	70x68	1915
020	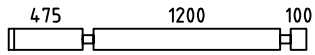	6	70x135	1915
021	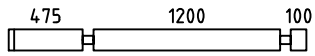 PM	1	70x135	1915
022	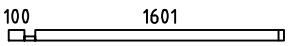	1	70x68	1771
024		28	70x135	895
025	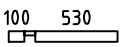	1	70x68	700
026	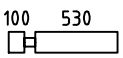	7	70x135	700
027	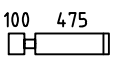	21	70x135	645
028		14	70x135	551
029		1	70x86	270
030		16	70x135	270
031		1	70x68	270

House Luxembourg 70 CC	Material	File Luxembourg 70 CC.dwg	Sheet 14

Pos	Specification-Bestimmung-Spécification	PCS	Profile (mm)	L (mm)
WA-1	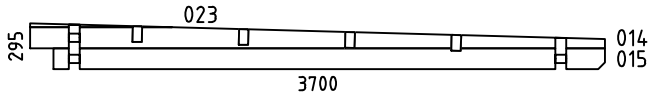	1	70x295	3700
WB-1 WD-1	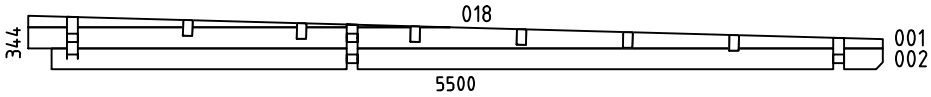	2	70x344	5500
HB	HIT BLOCK-SCHLAGHÖLZER-MADRIERS D´ASSEMBLAGE 	2	70x135	300
FBI4	FLOORBEAMS-FUSSBODENBALKEN-POUTRES DE FONDATION IMPRÉGNÉS IMM	2	45x70	3816
FBI5	FLOORBEAMS-FUSSBODENBALKEN-POUTRES DE FONDATION IMPRÉGNÉS IMM	1	45x70	3685
FBI3	FLOORBEAMS-FUSSBODENBALKEN-POUTRES DE FONDATION IMPRÉGNÉS IMM	1	45x70	3190
FBI1	FLOORBEAMS-FUSSBODENBALKEN-POUTRES DE FONDATION IMPRÉGNÉS IMM	10	45x70	3100
FBI6	FLOORBEAMS-FUSSBODENBALKEN-POUTRES DE FONDATION IMPRÉGNÉS IMM	1	45x70	1270
FBI2	FLOORBEAMS-FUSSBODENBALKEN-POUTRES DE FONDATION IMPRÉGNÉS IMM	1	45x70	550
FS1	FIXING SLAT-BEFESTIGUNGSLEISTE-SUPPORTS EXTENSION TOITURE 	2	43x140	250
P1	POST-PFOSTEN-POTEAU 	2	120x120	2065
TB2	TERRACE BORDER BOARDS-TERRASSENBEGRENZUNGSBRETTER-FRONTIÉRES TERRASSE 	1	90x18	1270
TB1	TERRACE BORDER BOARDS-TERRASSENBEGRENZUNGSBRETTER-FRONTIÉRES TERRASSE 	1	90x18	700
RB3	ROOFBEAMS-DACHBALKEN-SOLIVES DE PLAFOND 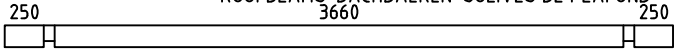	2	70x140	4300
RB1	ROOFBEAMS-DACHBALKEN-SOLIVES DE PLAFOND 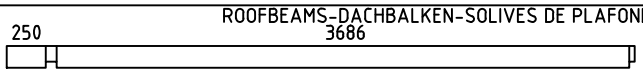	4	70x140	4041
RB2	ROOFBEAMS-DACHBALKEN-SOLIVES DE PLAFOND 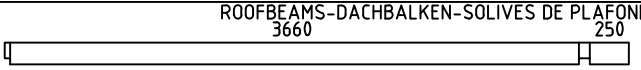	4	70x140	4015
F1	FLOORBOARD-FUSSBODENBRETT-PLANCHER	27+1 35+1	18x114 18x88	3680
R1	ROOFBOARD-DACHBRETT-VOLIGES	38+1 50+1	18x114 18x88	5400
R2	ROOFBOARD-DACHBRETT-VOLIGES	33+1 43+1	18x114 18x88	3600
FF1	FLOOR FILLET-FUSSBODENLEISTE-BAGUETTE DE FINITION DE PLANCHER		18x35	48m
ES1	EAVE SLAT-TRAUFENLEISTE-BAGUETTES POUR FIXER LES LATTES SOUS VOLIGES 	1	30x40	3685
ES2	EAVE SLAT-TRAUFENLEISTE-BAGUETTES POUR FIXER LES LATTES SOUS VOLIGES 	2	30x40	3660
ES3	EAVE SLAT-TRAUFENLEISTE-BAGUETTES POUR FIXER LES LATTES SOUS VOLIGES 	1	30x40	3435

House Luxembourg 70 CC	Material	File Luxembourg 70 CC.dwg	Sheet 15

Pos	Specification-Bestimmung-Spécification	PCS	Profile (mm)	L (mm)
ES4	EAVE SLAT-TRAUFENLEISTE-BAGUETTES POUR FIXER LES LATTES SOUS VOLIGES	5	30x40	250
GB1		2	36x320	3756+20
GB2		2	36x320	4380
GB3		2	36x320	1800+19
GB4	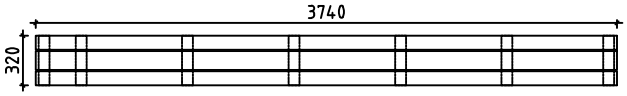	2	36x320	3740
DT1	DOOR ASSEMBLING PROFILE-TÜR INSTALLIERUNGSPROFIL -TASSEAU DE FIXATION POUR PORTES	2	18x25	1910
DT2	DOOR ASSEMBLING PROFILE-TÜR INSTALLIERUNGSPROFIL -TASSEAU DE FIXATION POUR PORTES	2	18x25	1840
WT1	WINDOW ASSEMBLING PROFILE-FENSTER INSTALLIERUNGSPROFIL -TASSEAU DE FIXATION POUR FENÉTRE	2	18x25	1840
SS1	STORM SLAT-STURMLEISTE -BAGUETTE DE TEMPETE TYPE 2	4	18x35	2100
SJ1	SCREW JOINT-GEWINDESTANGE -TIGES FILETÉS	1	M10	2340
SJ2	SCREW JOINT-GEWINDESTANGE -TIGES FILETÉS	1	M10	2340
SJ3	SCREW JOINT-GEWINDESTANGE -TIGES FILETÉS	7	M10	2250
PR1	POST REGULATOR-PFOSTEN REGLER- PIED MÉTALLIQUE RÉGLABLE POUR POTEAU	2		
RCM	ROOFBEAMS CONNECTING METAL-DACHBALKEN BEFESTIGUNGSMETALLE -CONNECTEUR MÉTALLIQUE POUR SOLIVES DE PLAFOND	4	⌀6.0	200
SC1	STEEL CORNER-STAHL ECKE-POUTRES DE FONDATION D´ASSEMBLAGE	2	40x40	40
	SCREWS-SCHRAUBEN-VISSER FOR-FÜR-POUR SS1	4	M8	130
	WASHER-SCHEIBE-RONDELLE FOR-FÜR-POUR SS1	14	M8	
	NUT-NUSS-ÉCROU FOR-FÜR-POUR SS1	14	M8	
	NAIL-NAGEL-CLOUS FOR-FÜR-POUR COATING FOR ROOF-BESCHICHTUNG FÜR DACH-REVÉTEMENT DE TOIT	500	⌀2.5	20
	NAIL-NAGEL-CLOUS FOR-FÜR-POUR FF1	110	⌀2.0	40
	NAIL-NAGEL-CLOUS FOR-FÜR-POUR F1, R1, R2	1000	⌀2.5	60

House Luxembourg 70 CC	Material	File Luxembourg 70 CC.dwg	Sheet 16

Pos	Specification-Bestimmung-Spécification	PCS	Profile (mm)	L (mm)
	SCREWS-SCHRAUBEN-VIS FOR-FÜR-POUR SC1	16	ϕ3.5	35
	SCREWS-SCHRAUBEN-VIS FOR-FÜR-POUR ES1, ES2, ES3, GB1, GB2, GB3, GB4, P1, PR1	60	ϕ4.5	50
	SCREWS-SCHRAUBEN-VIS FOR-FÜR-POUR GB1, GB2, GB3, GB4	30	ϕ4.5	70
	SCREWS-SCHRAUBEN-VIS FOR-FÜR-POUR 006, 007, 012, 022, 025, 029, 031 GB1, GB2, GB3, GB4, FBI1 - FBI6	100	ϕ4.5	90
	SCREWS-SCHRAUBEN-VIS FOR-FÜR-POUR WA-1, WB-1, WD-1, RB1, RB2 	50	ϕ6.0	160
	COATING FOR ROOF-BESCHICHTUNG FÜR DACH-REVÉTEMENT DE TOIT 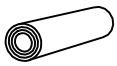	5,0	R = 10m	
	DOUBLEDOOR-DOPPELTÜR-DOUBLE PORTE (right-rechts-droit) ORT_1H P 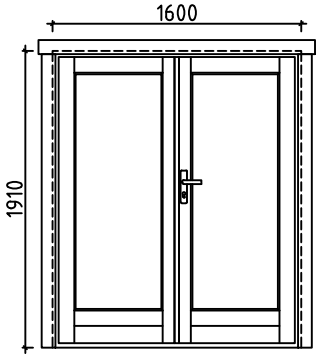 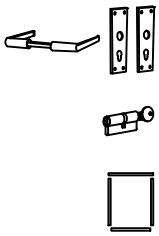	2 2 2 2	1600	1910
	WINDOW-FENSTER-VENSTER (right-rechts-rechts) ORT_1H P 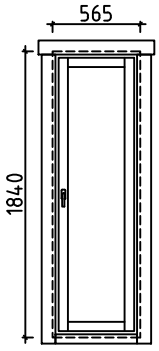 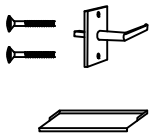	1 1 1	565	1840

House Luxembourg 70 CC	Material	File Luxembourg 70 CC.dwg	Sheet 17

#001	B,D	5500	2
#002	B,D	5350	2
#003	1	4300	1
#004	3	4176	1
#005	2,3	4026	9
#006	2	4026	1
#007	3	4026	1
#008	1,3	4000	9
#009		4000	1
#010	3	3880	1
#011	3	3756	8
#012	3	3730	1
#013	3	3730	7
#014	A	3700	1
#015	A	3550	1
#016	A,D	3400	30
#017	B	3400	1
#018	B,D	2715	2
#019	2	1915	1
#020	2	1915	6
#021	2	1915	1
#022	2	1771	1
#023	A	915	1
#024	B	895	28
#025	C	700	1
#026	C	700	7
#027	2	645	21
#028	2	551	14
#029	2	270	1
#030	2	270	16
#031	2	270	1