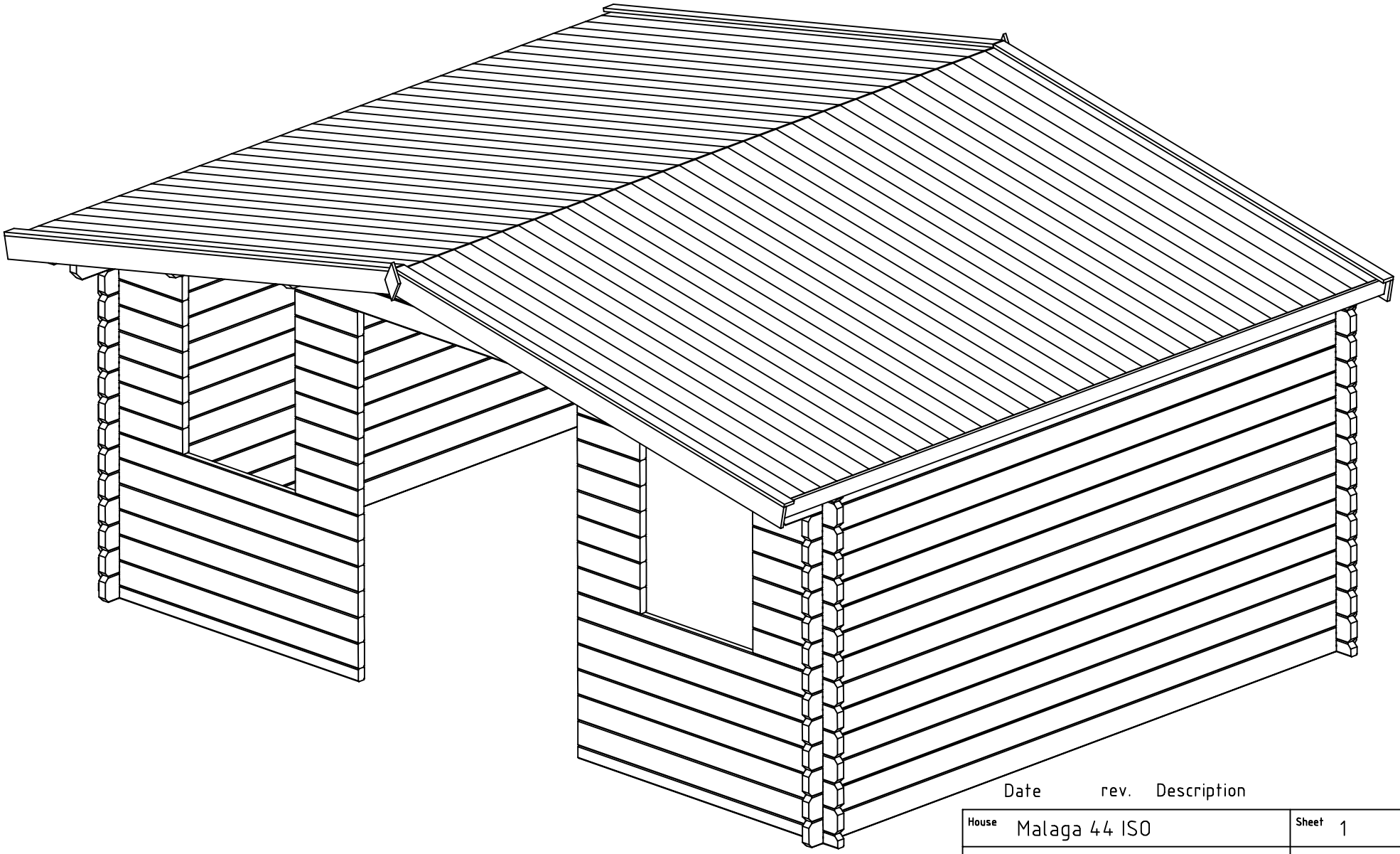

Date	rev.	Description

House	Malaga 44 ISO	Sheet	1
Drawing	3D Plan	Scale	
Material	44x135	Date	12.12.2019
Drawer	RP	File	Malaga 44 ISO 3D.dwg

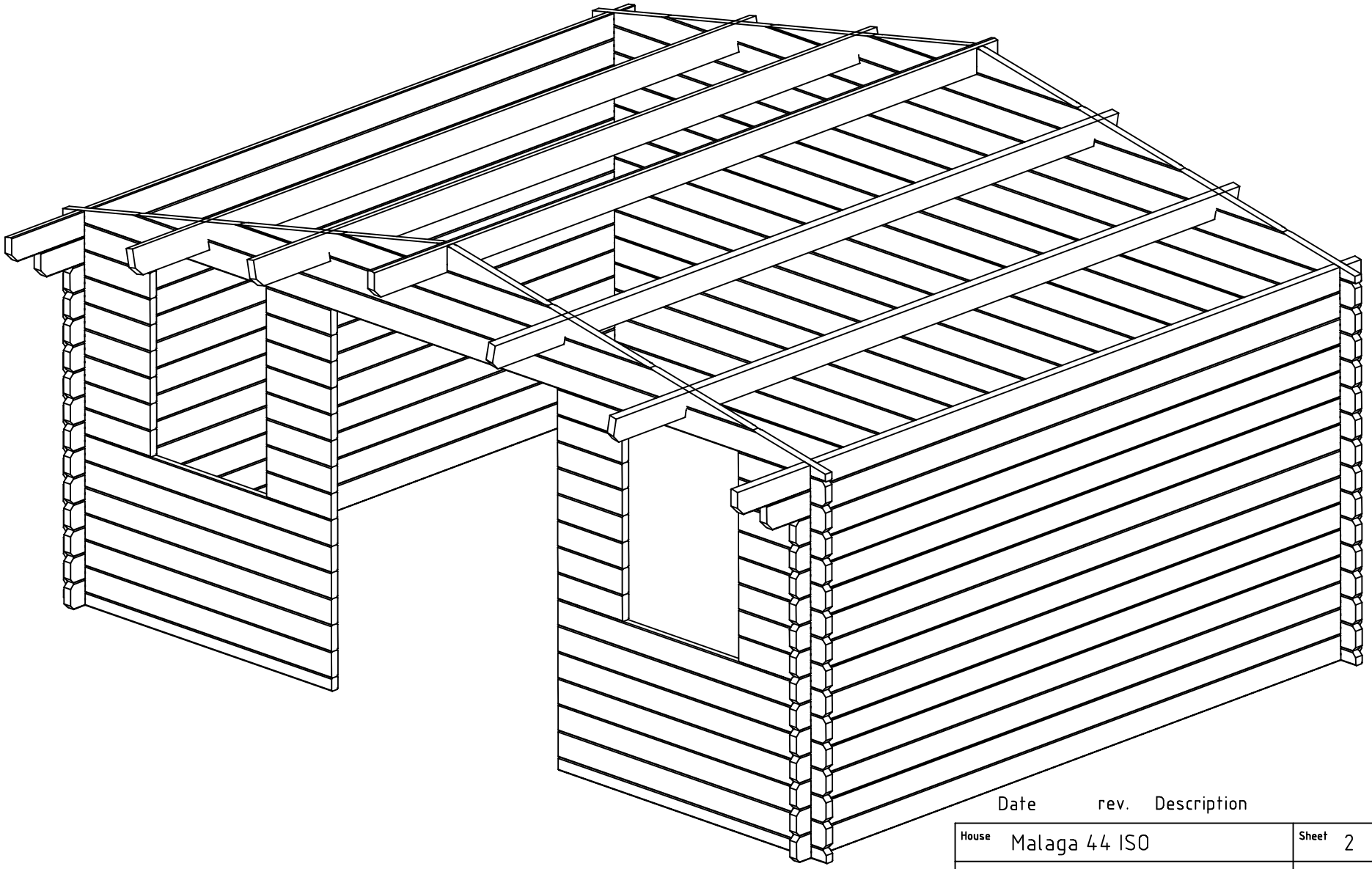

Date rev. Description

House	Malaga 44 ISO	Sheet	2
Drawing	3D Plan	Scale	
Material	44x135	Date	12.12.2019
Drawer	RP	File	Malaga 44 ISO 3D.dwg

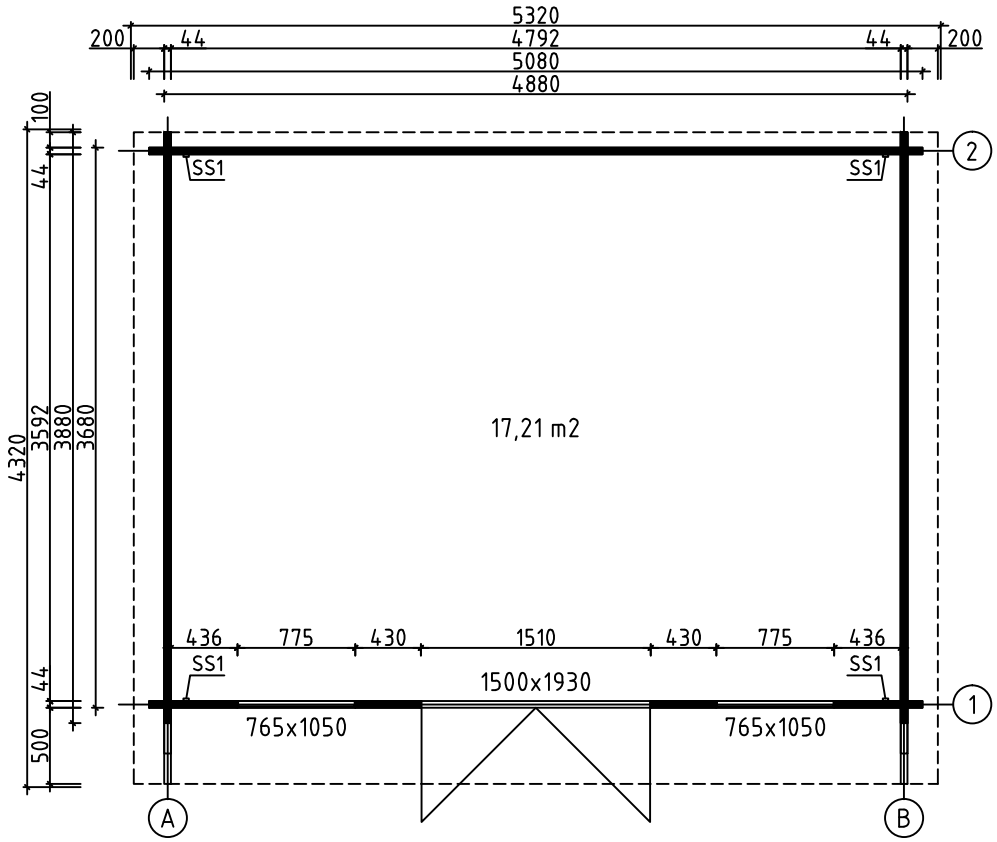

House	Malaga 44 ISO	Sheet	3
Drawing	GROUNDPLAN	Scale	1:50
Material	44x135	Date	12.12.2019
Drawer	RP	File	Malaga 44 ISO.dwg

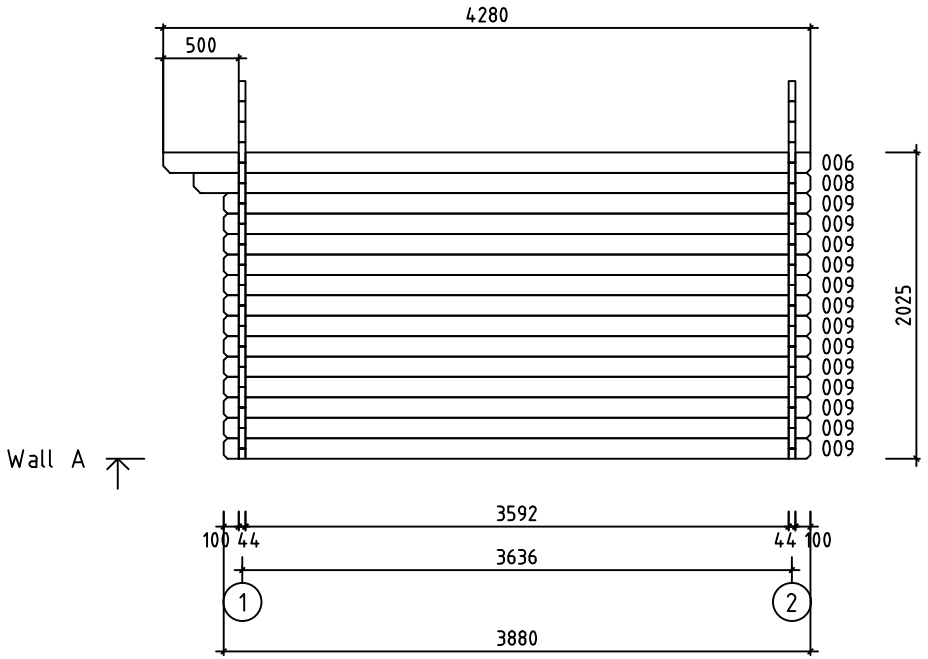

House	Malaga 44 ISO	Sheet	4
Drawing	WALL A	Scale	1:50
Material	44x135	Date	12.12.2019
Drawer	RP	File	Malaga 44 ISO.dwg

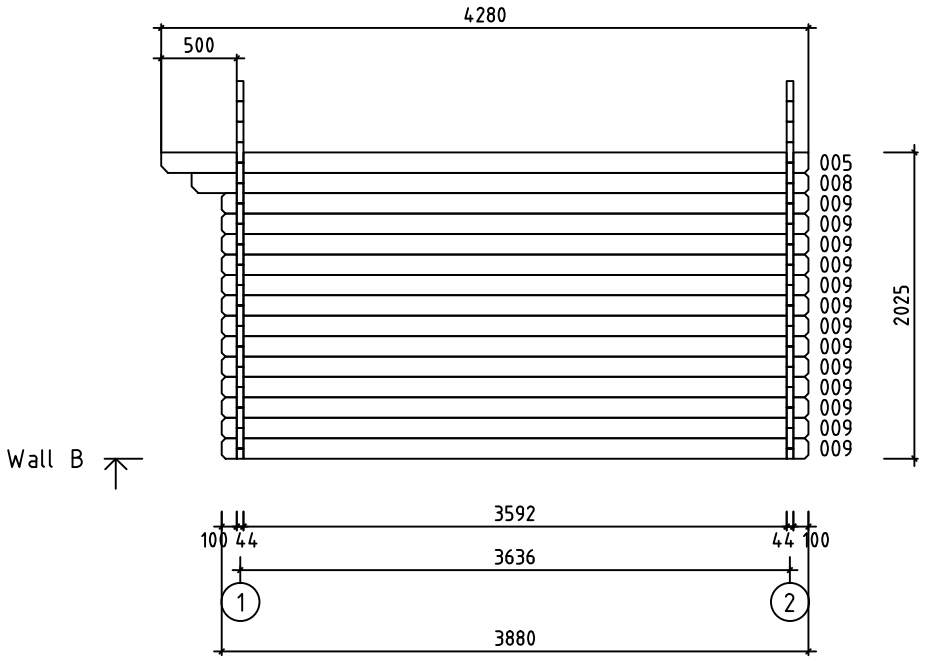

House	Malaga 44 ISO	Sheet	5
Drawing	WALL B	Scale	1:50
Material	44x135	Date	12.12.2019
Drawer	RP	File	Malaga 44 ISO.dwg

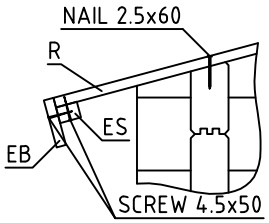

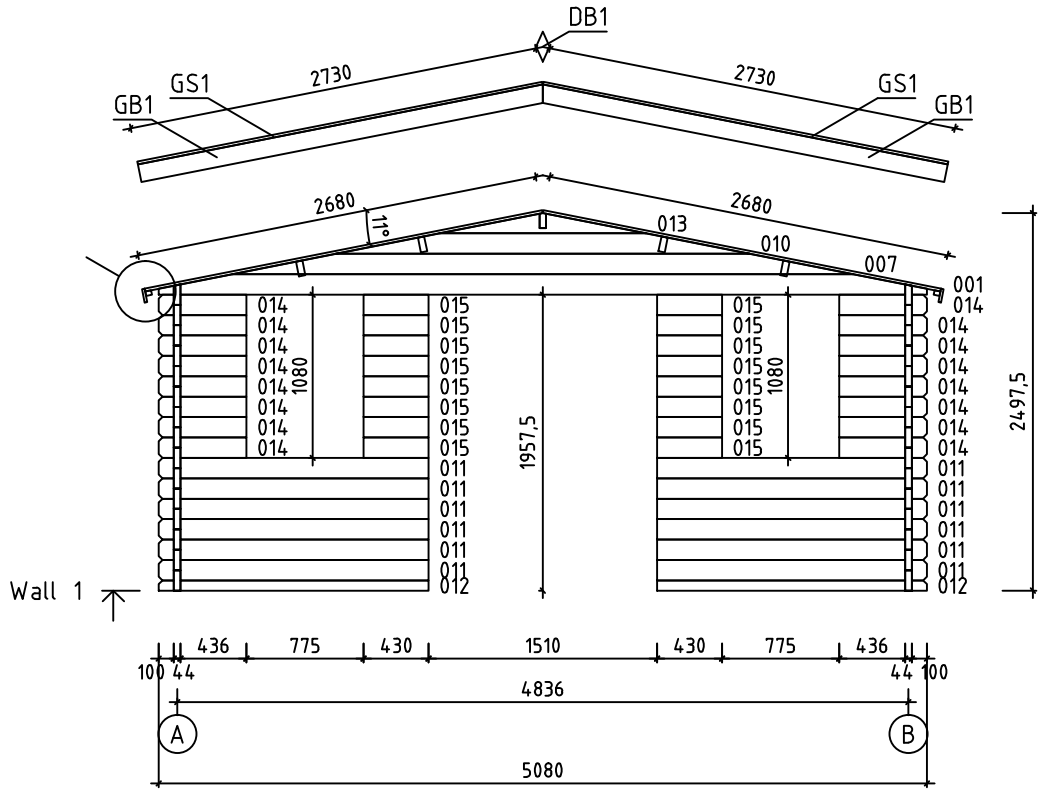

House	Malaga 44 ISO	Sheet	6
Drawing	WALL 1	Scale	1:50
Material	44x135	Date	12.12.2019
Drawer	RP	File	Malaga 44 ISO.dwg

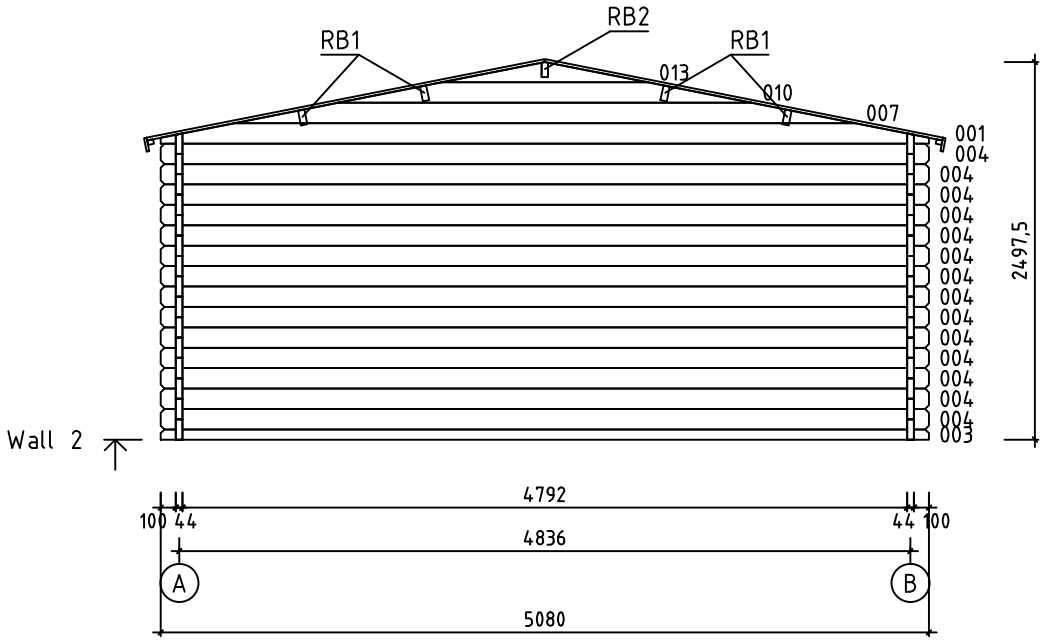

House	Malaga 44 ISO	Sheet	7
Drawing	WALL 2	Scale	1:50
Material	44x135	Date	12.12.2019
Drawer	RP	File	Malaga 44 ISO.dwg

Pos	Specification-Bestimmung-Spécification	PCS	Profile (mm)	L (mm)
002	SPARE BEAM-ERZATZBOHLE-MADRIER DE RÉSERVE 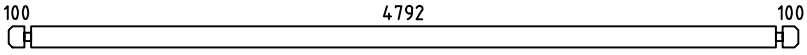	1	44x135	5080
003	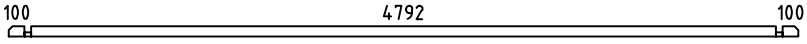	1	44x68	5080
004	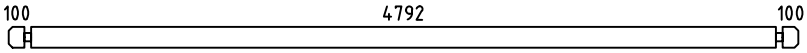	14	44x135	5080
005		1	44x135	4280
006		1	44x135	4280
008	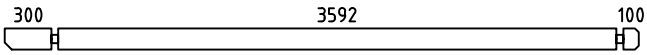	2	44x135	4080
009	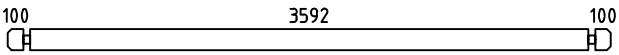	26	44x135	3880
011	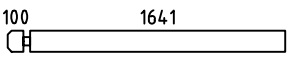	12	44x135	1785
012	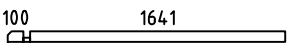	2	44x68	1785
014	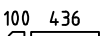	16	44x135	580
015		16	44x135	430
W1-1 W2-1	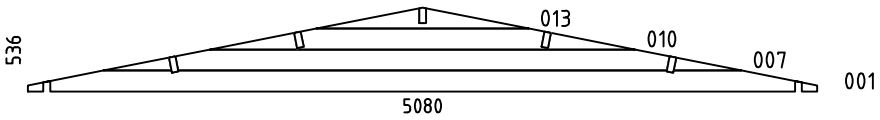	2	44x536	5080
HB	HIT BLOCK-SCHLAGHÖLZER-MADRIERS D´ASSEMBLAGE 	2	44x135	300
RB1	ROOFBEAMS-DACHBALKEN-SOLIVES DE PLAFOND 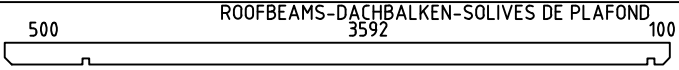	4	43x140	4280
RB2	ROOFBEAMS-DACHBALKEN-SOLIVES DE PLAFOND 	1	43x140	4280
R1	ROOFBOARD-DACHBRETT-VOLIGES  or-oder-ou	76+2 100+2	18x114 18x88	2680
GB1	GABLE BOARD-GIEBELBLENDE-PLANCHE DE RIVE 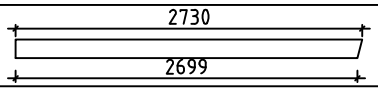	4	18x120	2730
GS1	ROOF FELT FILLET-GIEBELLEISTE-BAGUETTES POUR FIXER LES PLANCHES DE RIVE 	4	18x70	2730
EB1	EAVE BOARD-TRAUFBRETT-LATTES SOUS VOLIGES 	4	18x90	2140
ES1	EAVE SLAT-TRAUFENLEISTE-BAGUETTES POUR FIXER LES LATTES SOUS VOLIGES 	4	30x40	2140
DB1	DIAMOND-RAUTE-ELÉMENTS DE DÉCORATION 	2	18x90	200
SS1	STORM SLAT-STURMLEISTE -BAGUETTE DE TEMPETE TYPE 2	4	18x35	1930
	FLOWER POT-BLUMENTOPF-POT DE FLEUR 	2	120x120	800
	SCREWS-SCHRAUBEN-VISSER FOR-FÜR-POUR SS1	8	M8	90

House Malaga 44 ISO	Material	File Malaga 44 ISO.dwg	Sheet 8

Pos	Specification-Bestimmung-Spécification	PCS	Profile (mm)	L (mm)
	WASHER-SCHEIBE-RONDELLE FOR-FÜR-POUR SS1 	8	M8	
	NUT-NUSS-ÉCROU FOR-FÜR-POUR SS1 	8	M8	
	NAIL-NAGEL-CLOUS FOR-FÜR-POUR COATING FOR ROOF-BESCHICHTUNG FÜR DACH-REVÉTEMENT DE TOIT	350	ϕ2.5	20
	NAIL-NAGEL-CLOUS FOR-FÜR-POUR R1	410	ϕ2.5	60
	SCREWS-SCHRAUBEN-VIS FOR-FÜR-POUR GB1, GS1, EB1, ES1, DB1	80	ϕ4.5	50
	SCREWS-SCHRAUBEN-VIS FOR-FÜR-POUR RB1, RB2, W1-1, W2-1 	30	ϕ6.0	160
	COATING FOR ROOF-BESCHICHTUNG FÜR DACH-REVÉTEMENT DE TOIT 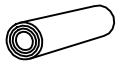	2,0	R = 15m	
	DOUBLEDOOR-DOPPELTÜR-DOUBLE PORTE (right-rechts-droit) AST_ISO_PL P	1	1500	1930
	1500 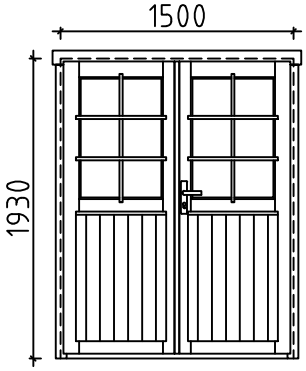 1930			
	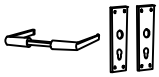	1		
		1		
		1		
		6		
		2		
	WINDOW-FENSTER-VENSTER (1x right-rechts-rechts P+V 1x left-links-links) AST_ISO_KP_AL_PL	1+1	765	1050
	765 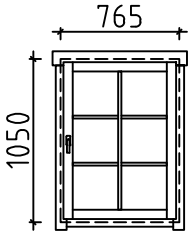 1050			
	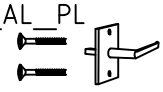	2		
		2		
		2		

House Malaga 44 ISO	Material	File Malaga 44 ISO.dwg	Sheet 9

#001	1,2	5080	2
#002		5080	1
#003	2	5080	1
#004	2	5080	14
#005	B	4280	1
#006	A	4280	1
#007	1,2	4107	2
#008	A,B	4080	2
#009	A,B	3880	26
#010	1,2	2738	2
#011	1	1785	12
#012	1	1785	2
#013	1,2	1369	2
#014	1	580	16
#015	1	430	16