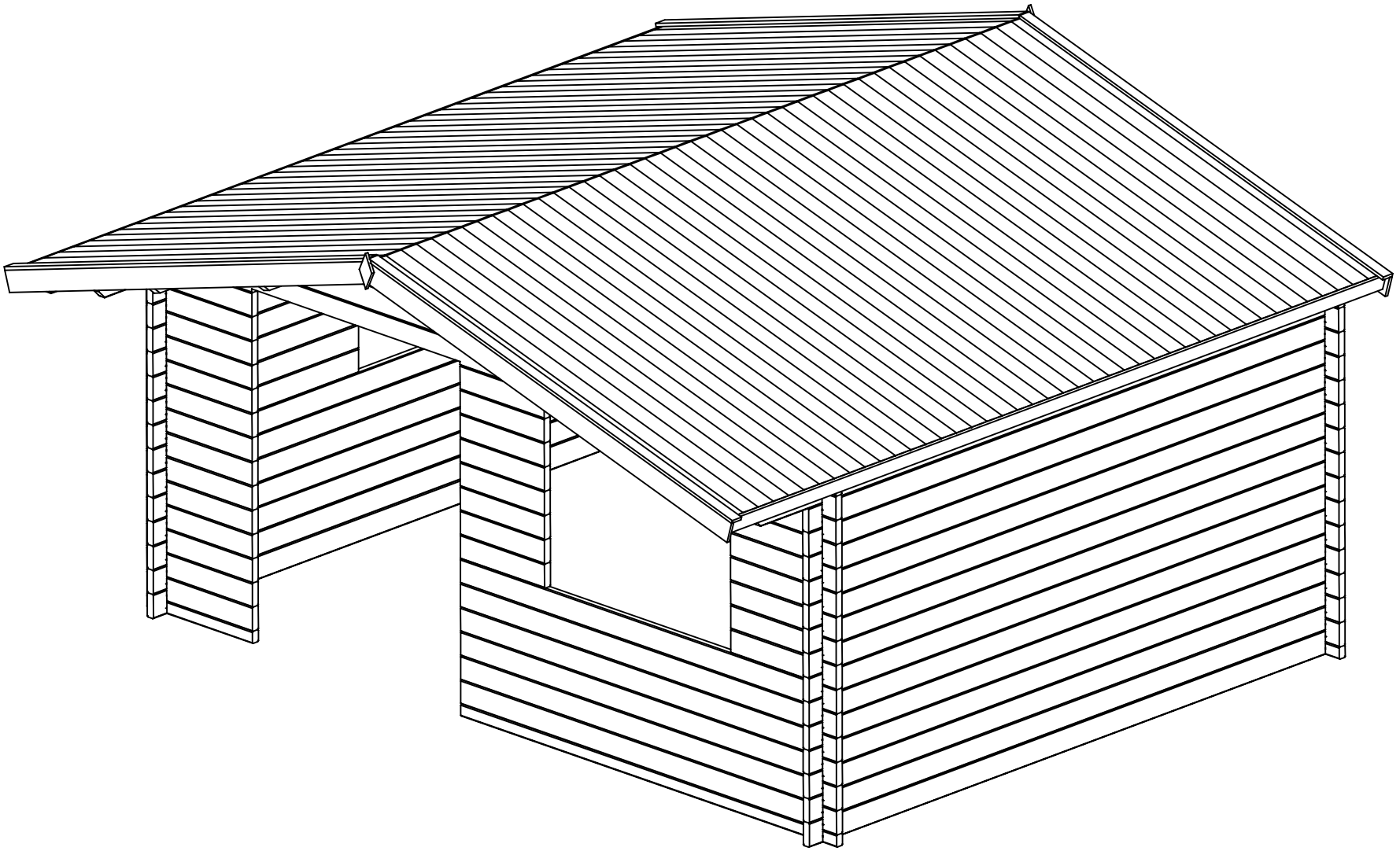

House	Mandelieu 44 ISO sans plancher	Sheet	1
Drawing	3D	Scale	
Material	44x135	Date	19.11.2018
Drawer	RP	File	Mandelieu 44 ISO sans plancher 3D.dwg

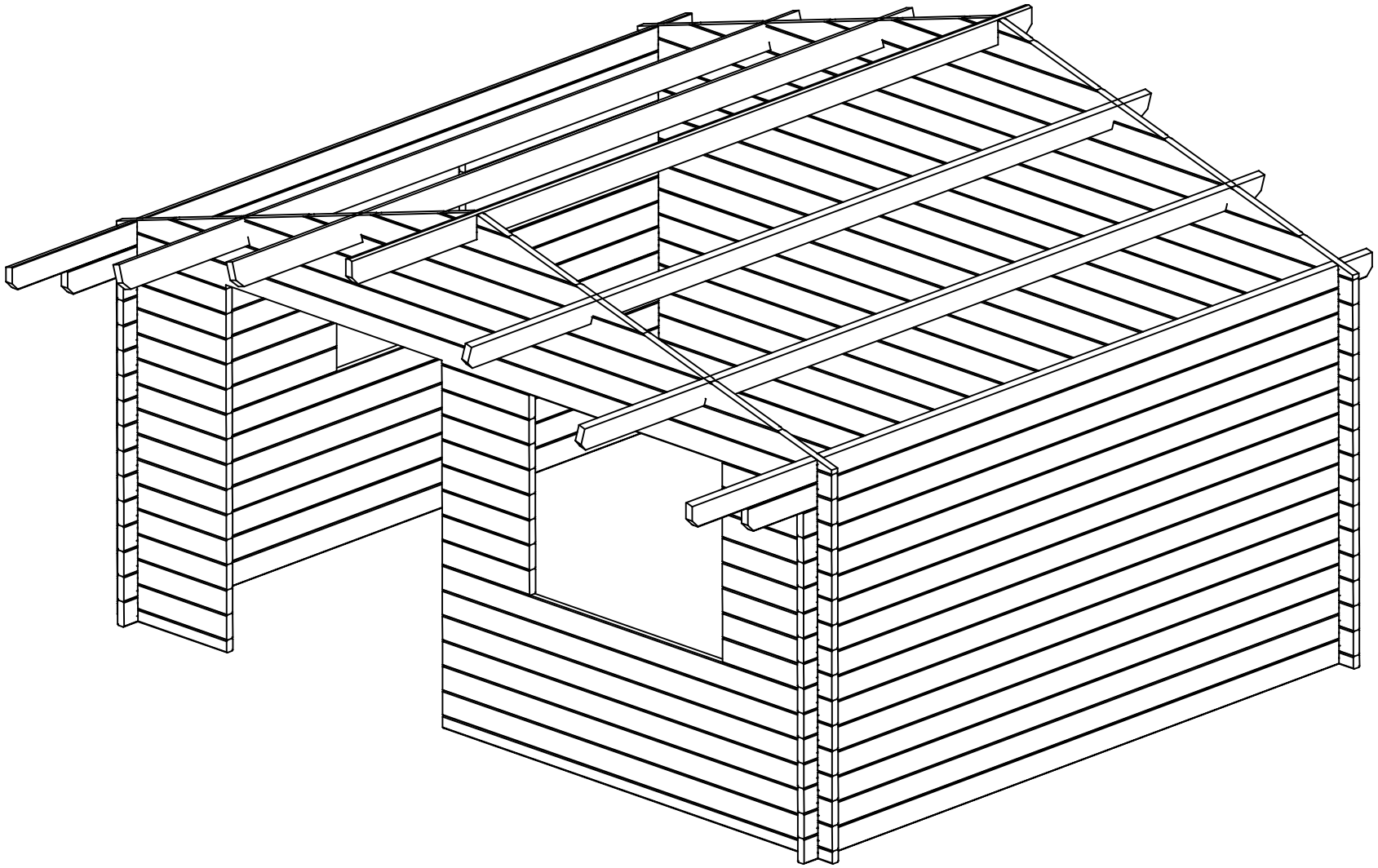

House	Mandelieu 44 ISO sans plancher	Sheet	2
Drawing	3D	Scale	
Material	44x135	Date	19.11.2018
Drawer	RP	File	Mandelieu 44 ISO sans plancher 3D.dwg

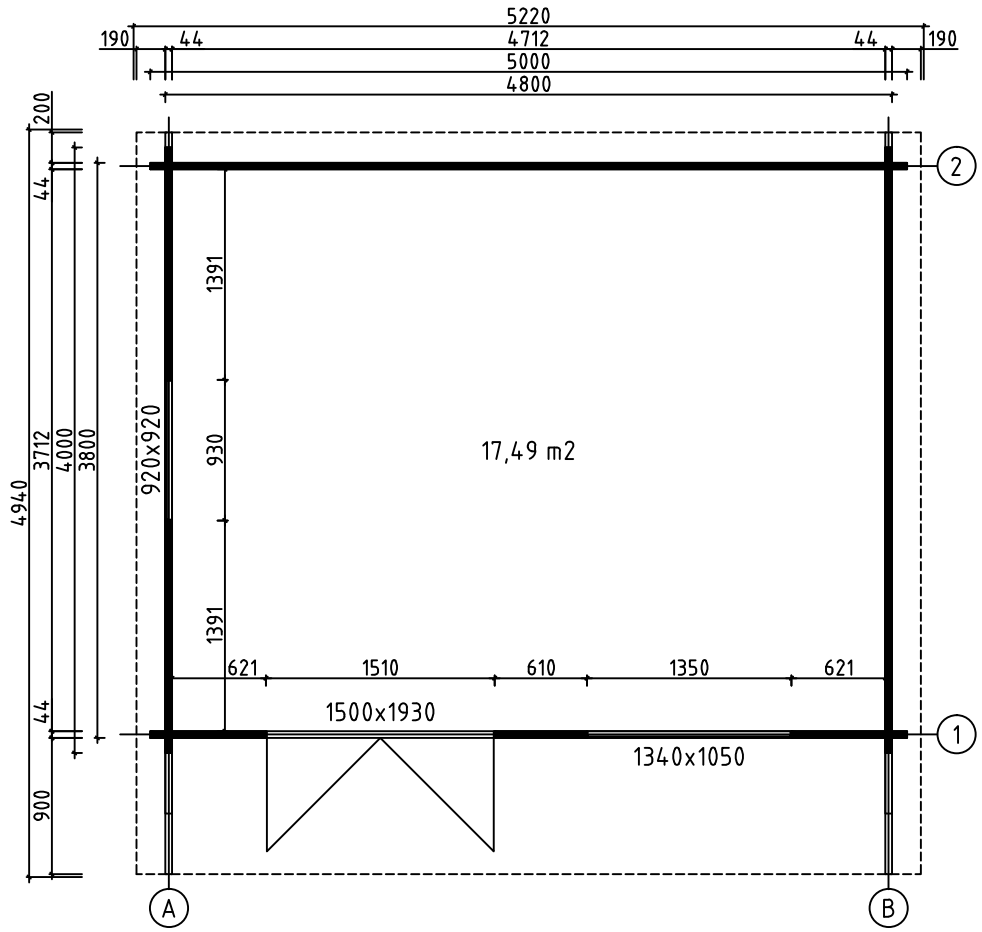

House	Mandelieu 44 ISO sans plancher	Sheet	3
Drawing	GROUNDPLAN	Scale	1:50
Material	44x135	Date	19.11.2018
Drawer	RP	File	Mandelieu 44 ISO sans plancher.dwg

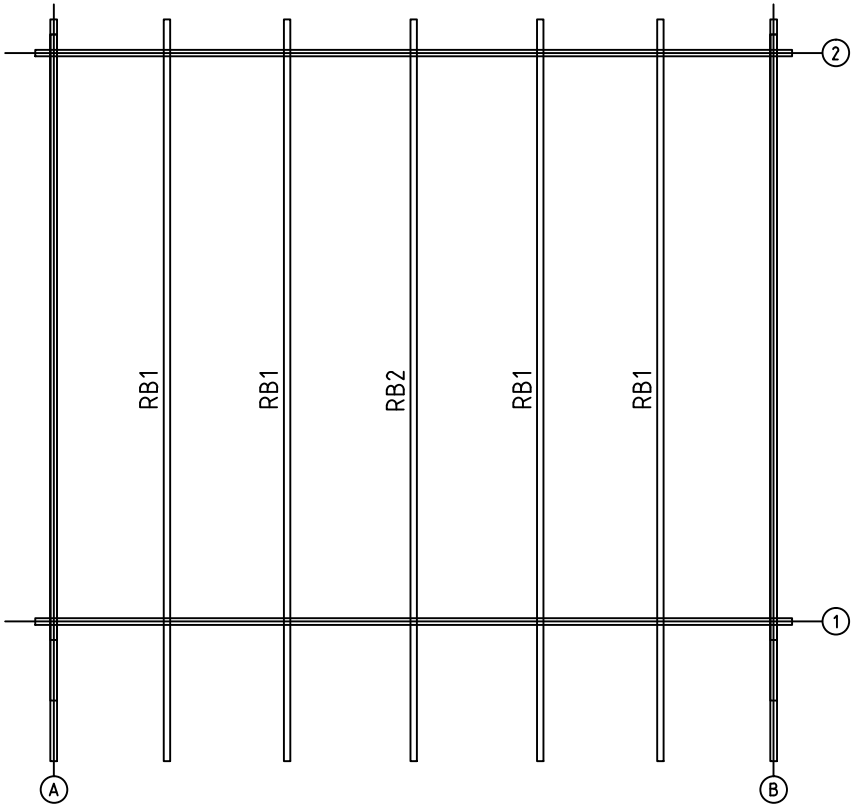

House	Mandelieu 44 ISO sans plancher	Sheet	4
Drawing	ROOFBEAMS	Scale	1:50
Material	43x140	Date	19.11.2018
Drawer	RP	File	Mandelieu 44 ISO sans plancher.dwg

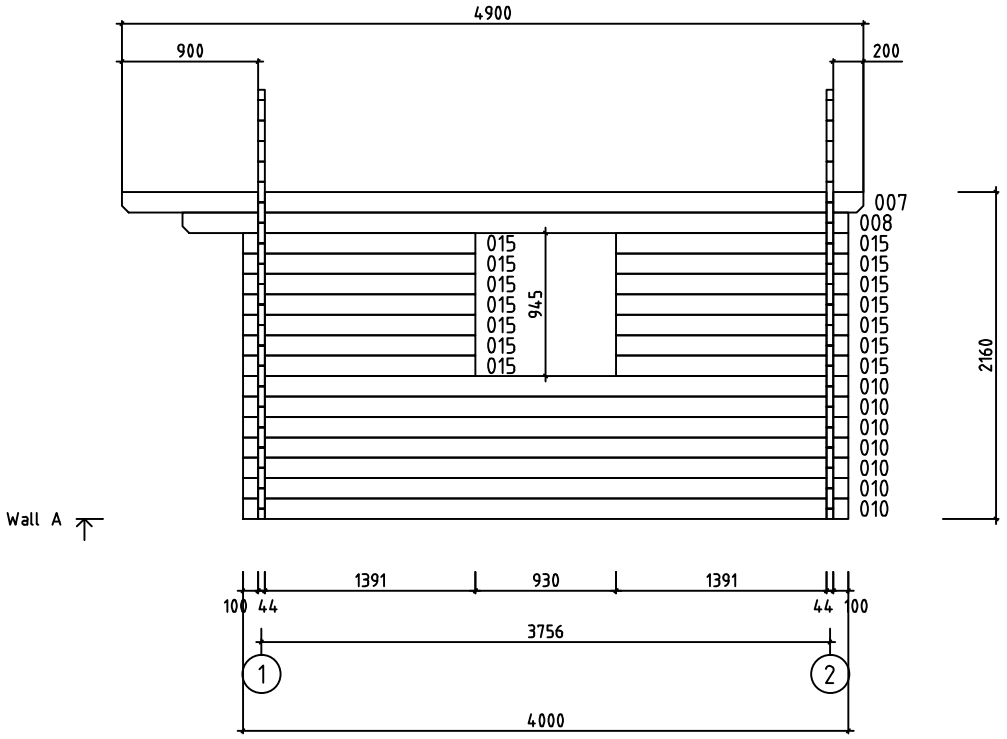

House	Mandelieu 44 ISO sans plancher	Sheet	5
Drawing	WALL A	Scale	1:50
Material	44x135	Date	19.11.2018
Drawer	RP	File	Mandelieu 44 ISO sans plancher.dwg

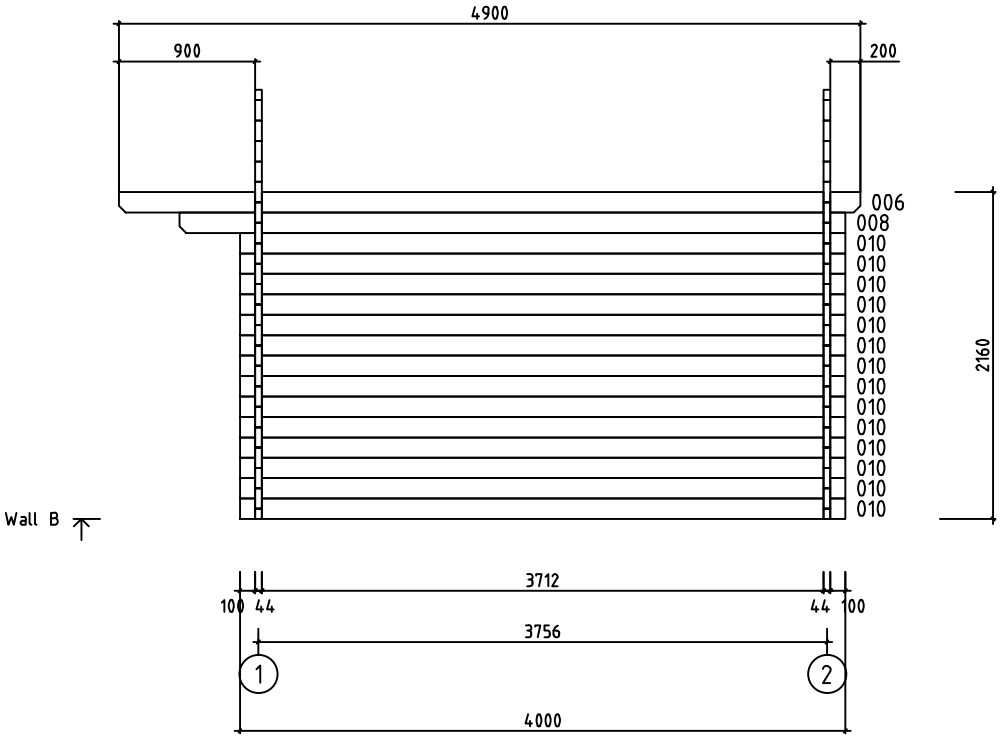

House	Mandelieu 44 ISO sans plancher	Sheet	6
Drawing	WALL B	Scale	1:50
Material	44x135	Date	19.11.2018
Drawer	RP	File	Mandelieu 44 ISO sans plancher.dwg

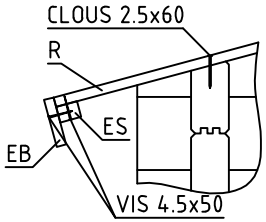

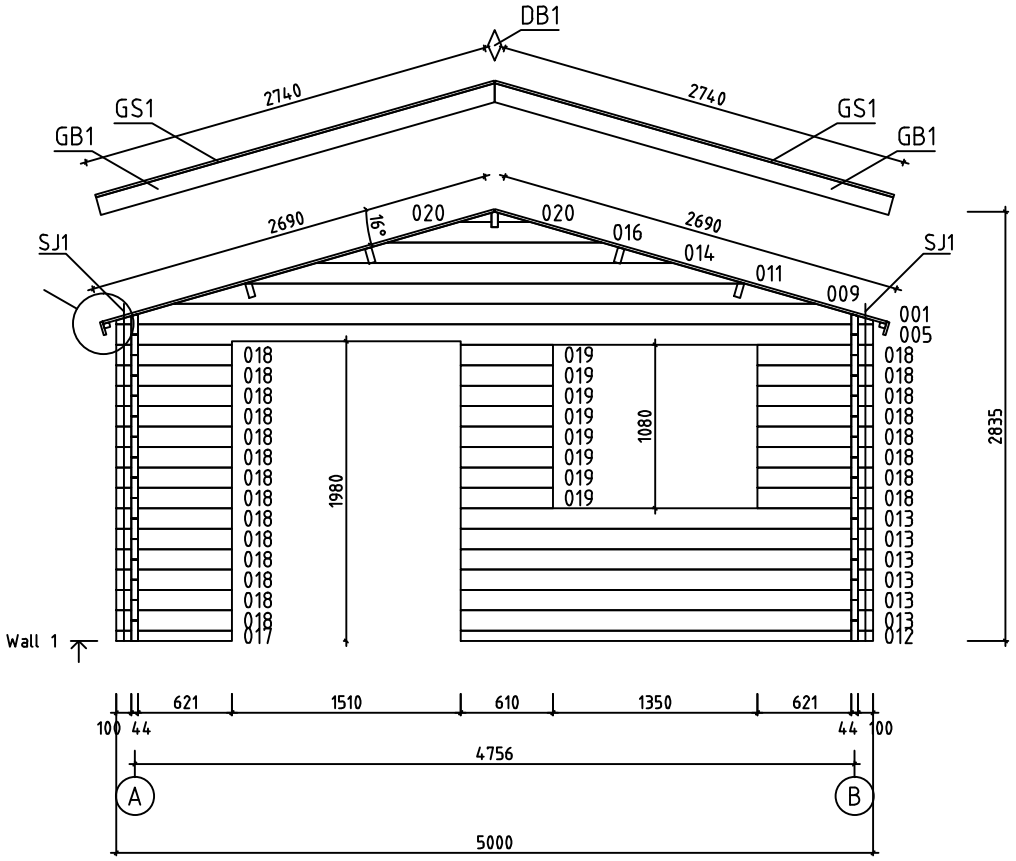

House	Mandelieu 44 ISO sans plancher	Sheet	7
Drawing	WALL 1	Scale	1:50
Material	44x135	Date	19.11.2018
Drawer	RP	File	Mandelieu 44 ISO sans plancher.dwg

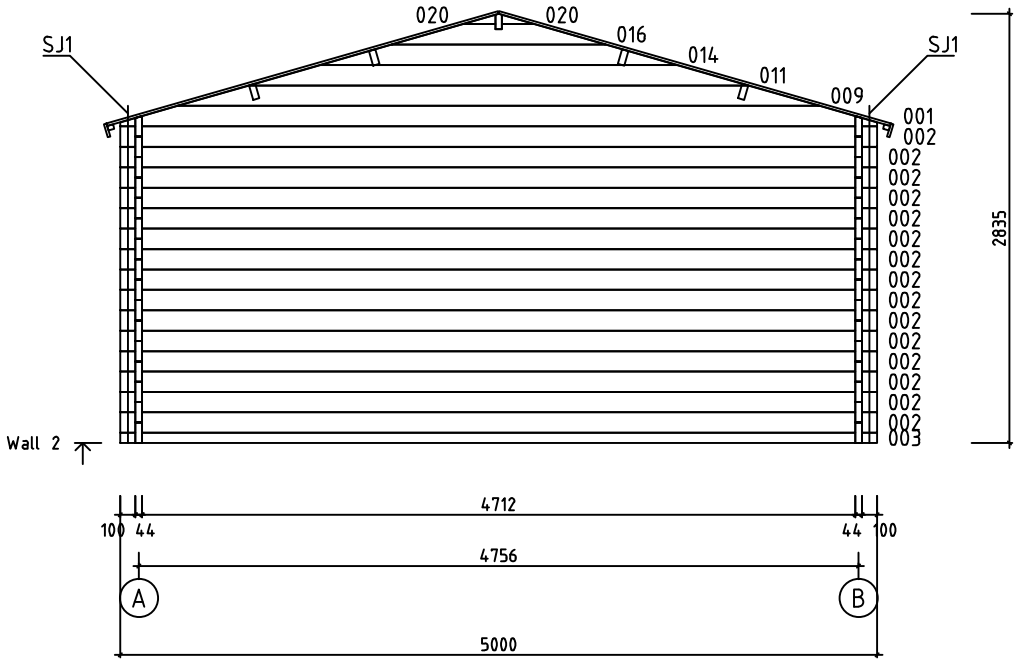

House	Mandelieu 44 ISO sans plancher	Sheet	8
Drawing	WALL 2	Scale	1:50
Material	44x135	Date	19.11.2018
Drawer	RP	File	Mandelieu 44 ISO sans plancher.dwg

Pos	Specification-Bestimmung-Spécification	PCS	Profile (mm)	L (mm)
002	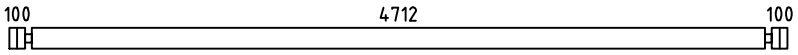	15	44x135	5000
003	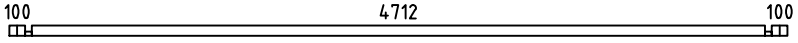	1	44x68	5000
004	SPARE BEAM-ERZATZBOHLE-MADRIER DE RÉSERVE 	1	44x135	5000
005	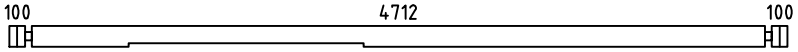	1	44x135	5000
006		1	44x135	4900
007		1	44x135	4900
008	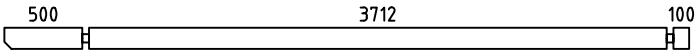	2	44x135	4400
010	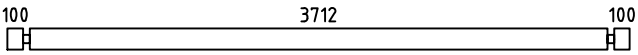	21	44x135	4000
012	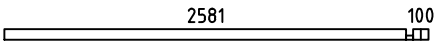	1	44x68	2725
013	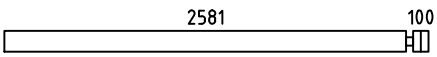	6	44x135	2725
015		14	44x135	1535
017	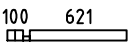	1	44x68	765
018	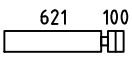	22	44x135	765
019		8	44x135	610
W1-1 W2-1	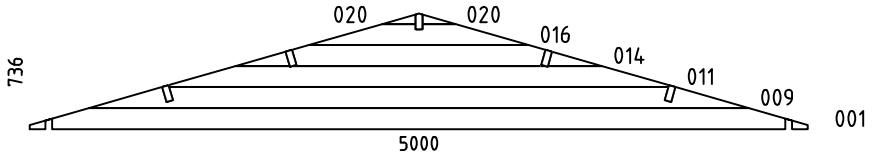	2	44x736	5000
HB	HIT BLOCK-SCHLAGHÖLZER-MADRIERS D´ASSEMBLAGE 	2	44x135	300
RB1	ROOFBEAMS-DACHBALKEN-SOLIVES DE PLAFOND 	4	43x140	4900
RB2	ROOFBEAMS-DACHBALKEN-SOLIVES DE PLAFOND 	1	43x140	4900
R1	ROOFBOARD-DACHBRETT-VOLIGES  or-oder-ou	86+2 112+2	18x114 18x88	2690
GB1	GABLE BOARD-GIEBELBLENDE-PLANCHE DE RIVE 	4	18x120	2740
GS1	ROOF FELT FILLET-GIEBELLEISTE-BAGUETTES POUR FIXER LES PLANCHES DE RIVE 	4	18x70	2740
EB1	EAVE BOARD-TRAUFBRETT-LATTES SOUS VOLIGES 	4	18x90	2450
ES1	EAVE SLAT-TRAUFENLEISTE-BAGUETTES POUR FIXER LES LATTES SOUS VOLIGES 	4	30x40	2450

House	Mandelieu 44 ISO sans plancher	Material	File	Mandelieu 44 ISO sans plancher.dwg	Sheet	9

Pos	Specification-Bestimmung-Spécification	PCS	Profile (mm)	L (mm)
DB1	DIAMOND-RAUTE-ELÉMENTS DE DÉCORATION	2	18x90	200
SJ1	SCREW JOINT-GEWINDESTANGE -TIGES FILETÉS	4	M10	2160
	NAIL-NAGEL-CLOUS COATING FOR ROOF-BESCHICHTUNG FOR-FÜR-POUR FÜR DACH-REVÉTEMENT DE TOIT	400	ϕ2.5	20
	NAIL-NAGEL-CLOUS FOR-FÜR-POUR R1	460	ϕ2.5	60
	SCREWS-SCHRAUBEN-VIS FOR-FÜR-POUR GB1, GS1, EB1, ES1, DB1	80	ϕ4.5	50
	SCREWS-SCHRAUBEN-VIS RB1, RB2 FOR-FÜR-POUR W1-1, W2-1	34	ϕ6.0	160
	COATING FOR ROOF-BESCHICHTUNG FÜR DACH-REVÉTEMENT DE TOIT	4,0	R = 10m	
	DOUBLEDOOR-DOPPELTÜR-DOUBLE PORTE (right-rechts-droit) ORT_ECO P	1	1500	1930
		1		
		1		
		1		
		6		
		2		
	DOUBLE WINDOW-DOPPEL FENSTER-DOUBLE FENÉTRE P (right-rechts-droit) ORT_ECO	1	1340	1050
		1		
		1		
		2		
	WINDOW-FENSTER-FENÉTRE (right-rechts-droit) ORT_ECO P	1	920	920
		1		
		1		
		1		

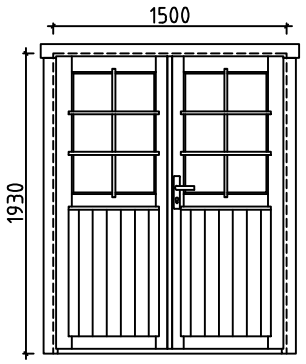

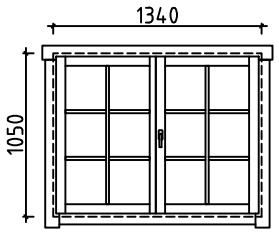

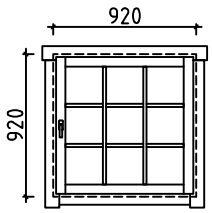

House Mandelieu 44 ISO sans plancher	Material	File Mandelieu 44 ISO sans plancher.dwg	Sheet 10

#001	1,2	5000	2
#002	2	5000	15
#003	2	5000	1
#004		5000	1
#005	1	5000	1
#006	B	4900	1
#007	A	4900	1
#008	A,B	4400	2
#009	1,2	4241	2
#010	A,B	4000	21
#011	1,2	3298	2
#012	1	2725	1
#013	1	2725	6
#014	1,2	2356	2
#015	A	1535	14
#016	1,2	1414	2
#017	1	765	1
#018	1	765	22
#019	1	610	8
#020	1,2	214	4