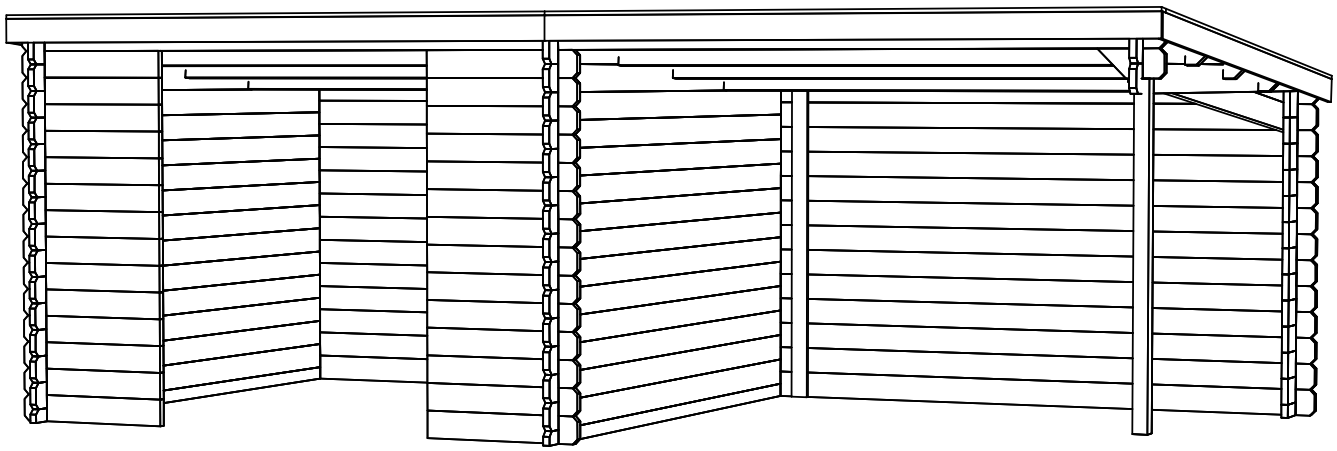

Name-Name-Nom: 3408549	Page-Seite-Page: 1
View-Aussicht-Vue: 3D	Scale-Maßstab-Echelle: 1:30
Material-Material-Matériel: 43x135	Date-Datum-Date: 05.01.2023
Drafter-Zeichner-Rédacteur: EJ	File:

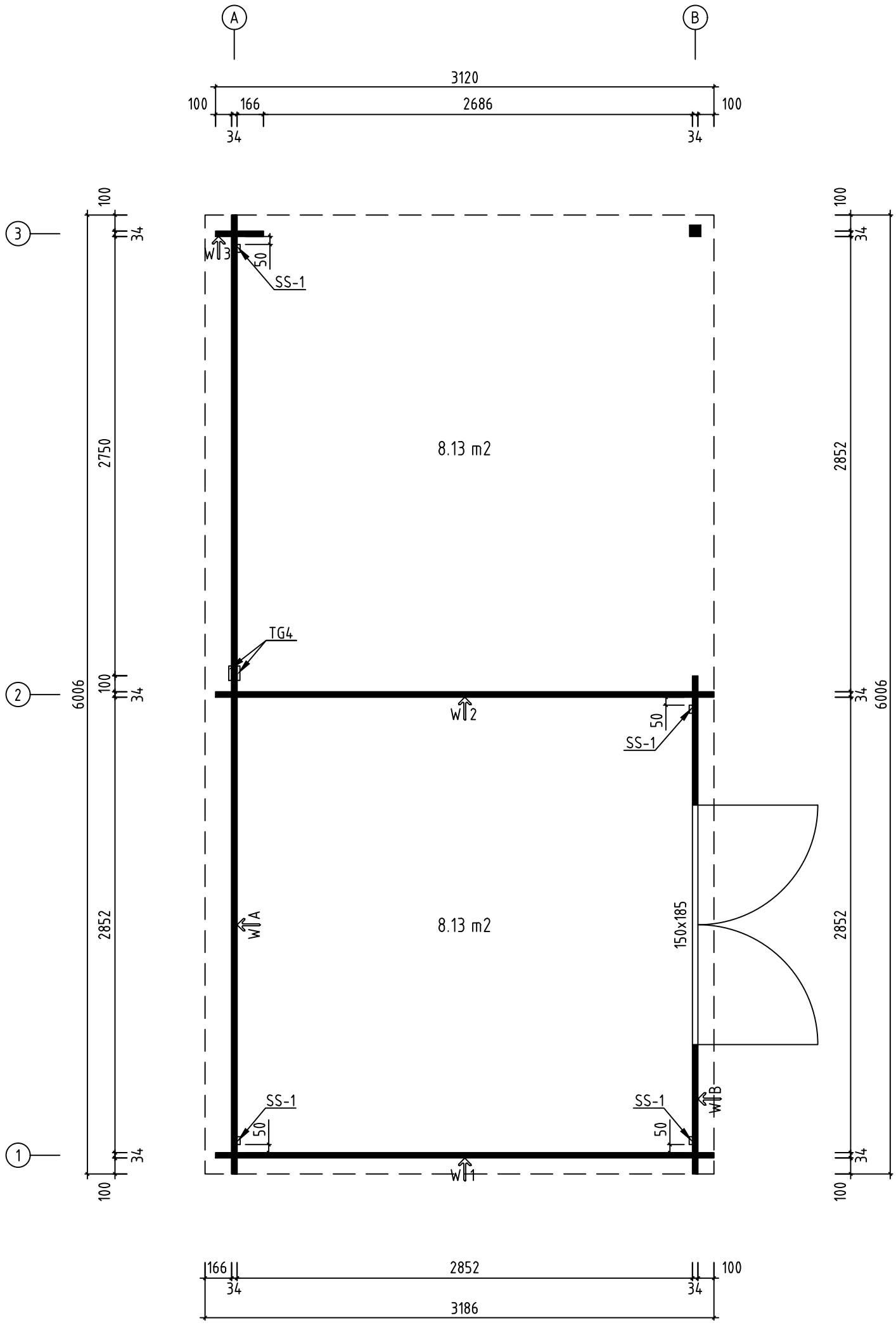

Name-Name-Nom: 3408549	Page-Seite-Page: 2
View-Aussicht-Vue: GROUNDPLAN - GRUNDPLAN - PLAN DE MASSE	Scale-Maßstab-Echelle: 1:30
Material-Material-Matériel: 43x135	Date-Datum-Date: 05.01.2023
Drafter-Zeichner-Rédacteur: EJ	File

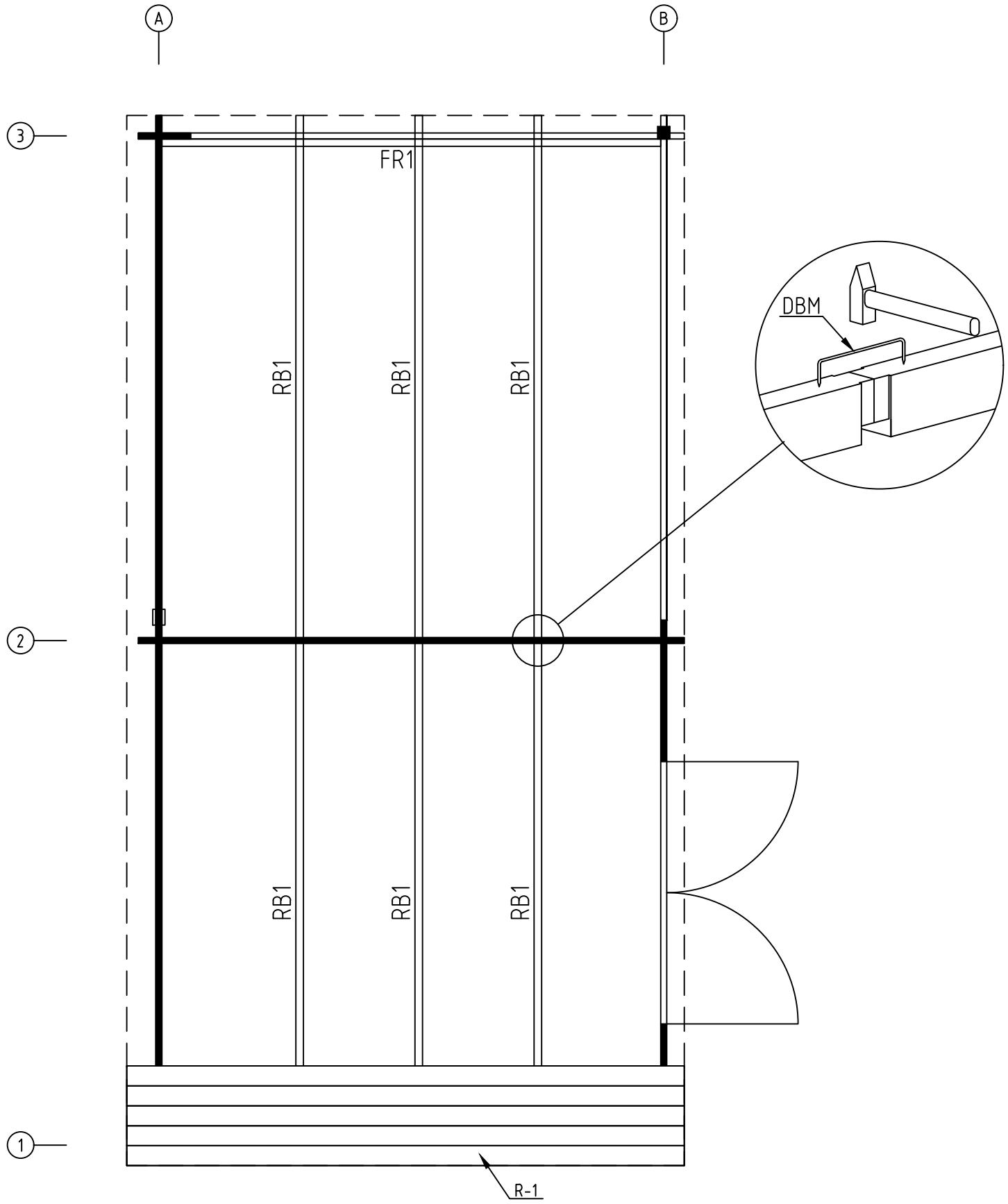

Name-Name-Nom 3408549	Page-Seite-Page 3
View-Aussicht-Vue ROOF PLAN-DACH-PLAN-PLAN DU TOIT	Scale-Maßstab-Echelle 1:30
Material-Material-Matériel 43x135	Date-Datum-Date 05.01.2023
Drafter-Zeichner-Rédacteur EJ	File

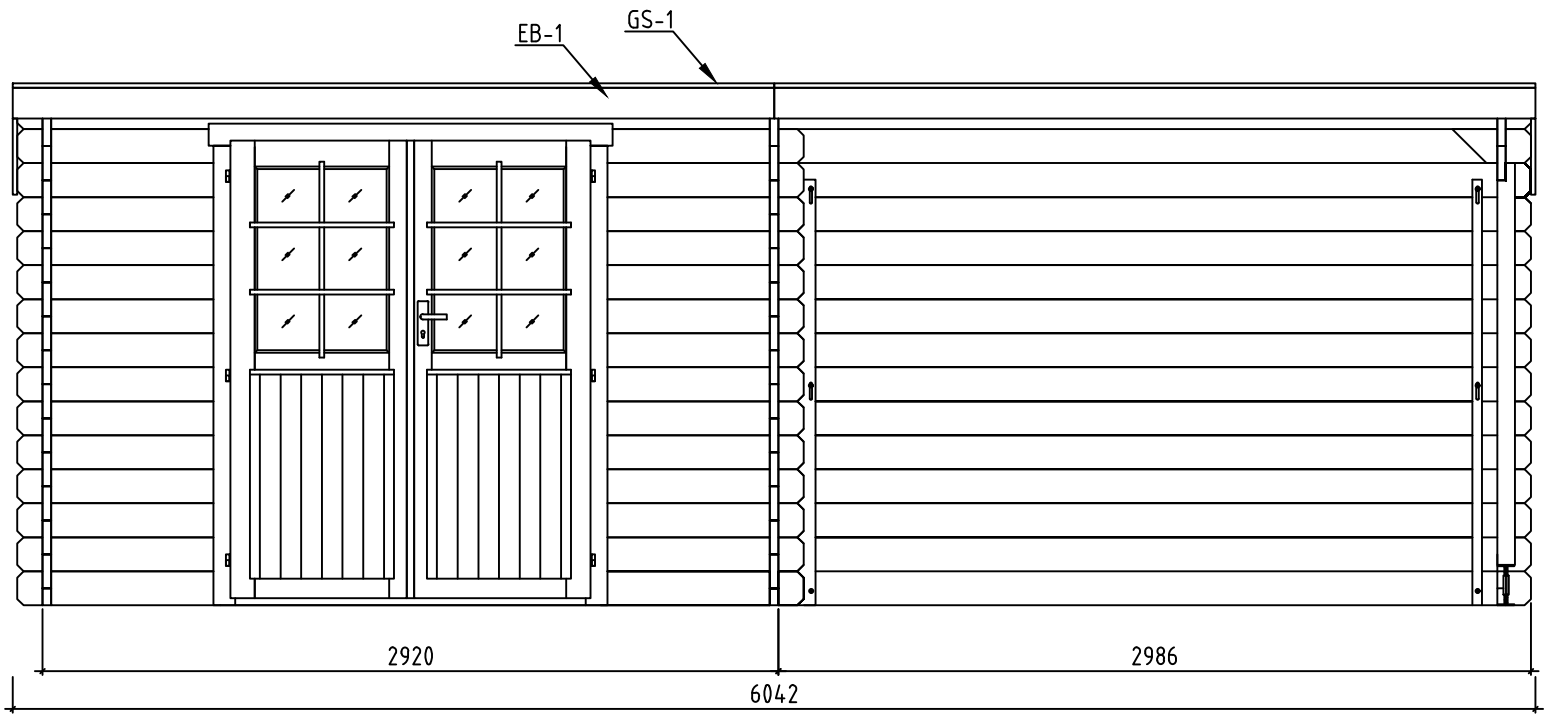

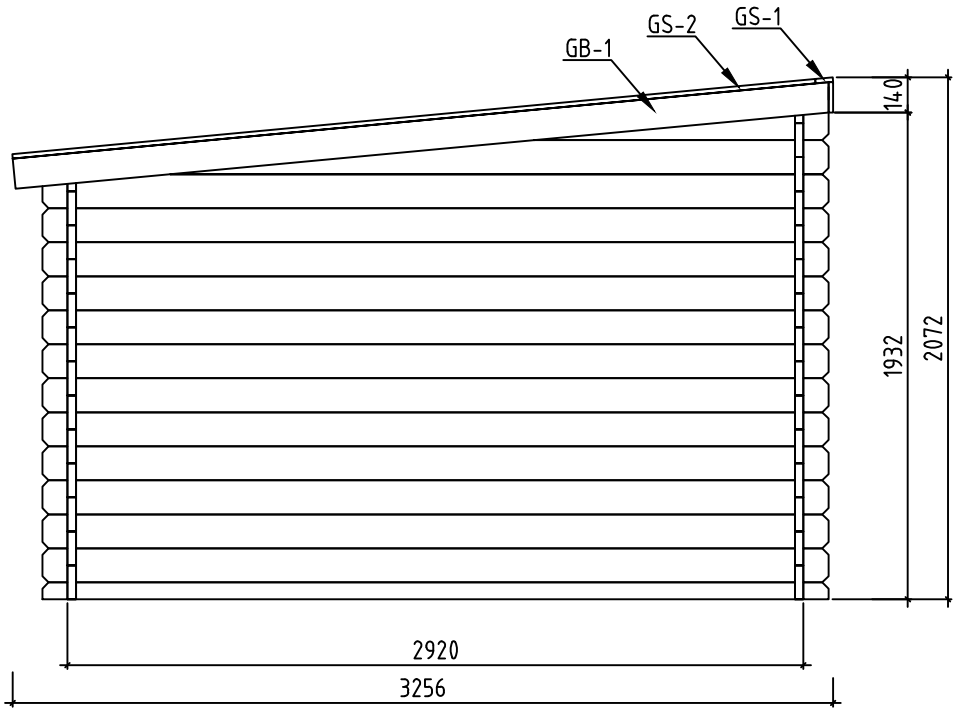

Name-Name-Nom 3408549	Page-Seite-Page 4
View-Aussicht-Vue VIEWS-ANSICHTEN-VUE DES MURS	Scale-Maßstab-Echelle 1:30
Material-Material-Matériel 43x135	Date-Datum-Date 05.01.2023
Drafter-Zeichner-Rédacteur EJ	File

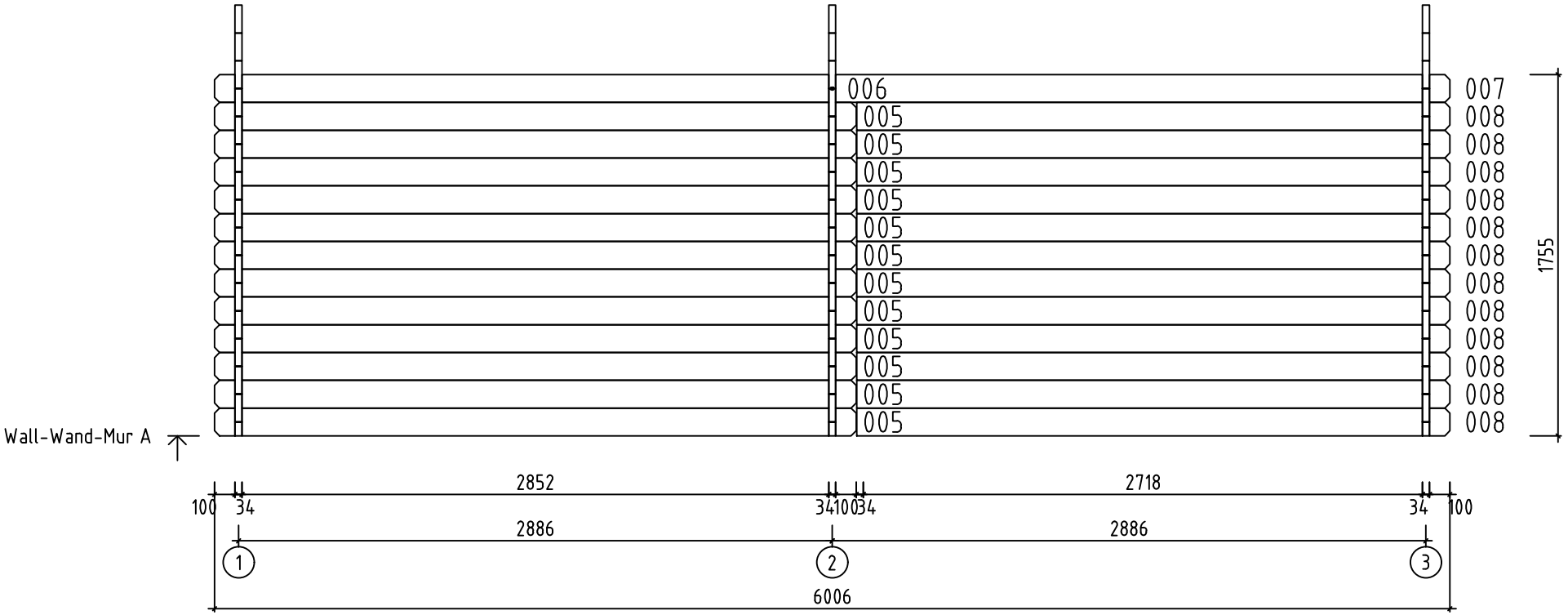

Name-Name-Nom 3408549	Page-Seite-Page 5
View-Aussicht-Vue Wall-Wand-Mur A	Scale-Maßstab-Echelle 1:30
Material-Material-Matériel 3.4x13.5	Date-Datum-Date 05.01.2023
Drafter-Zeichner-Rédacteur EJ	File

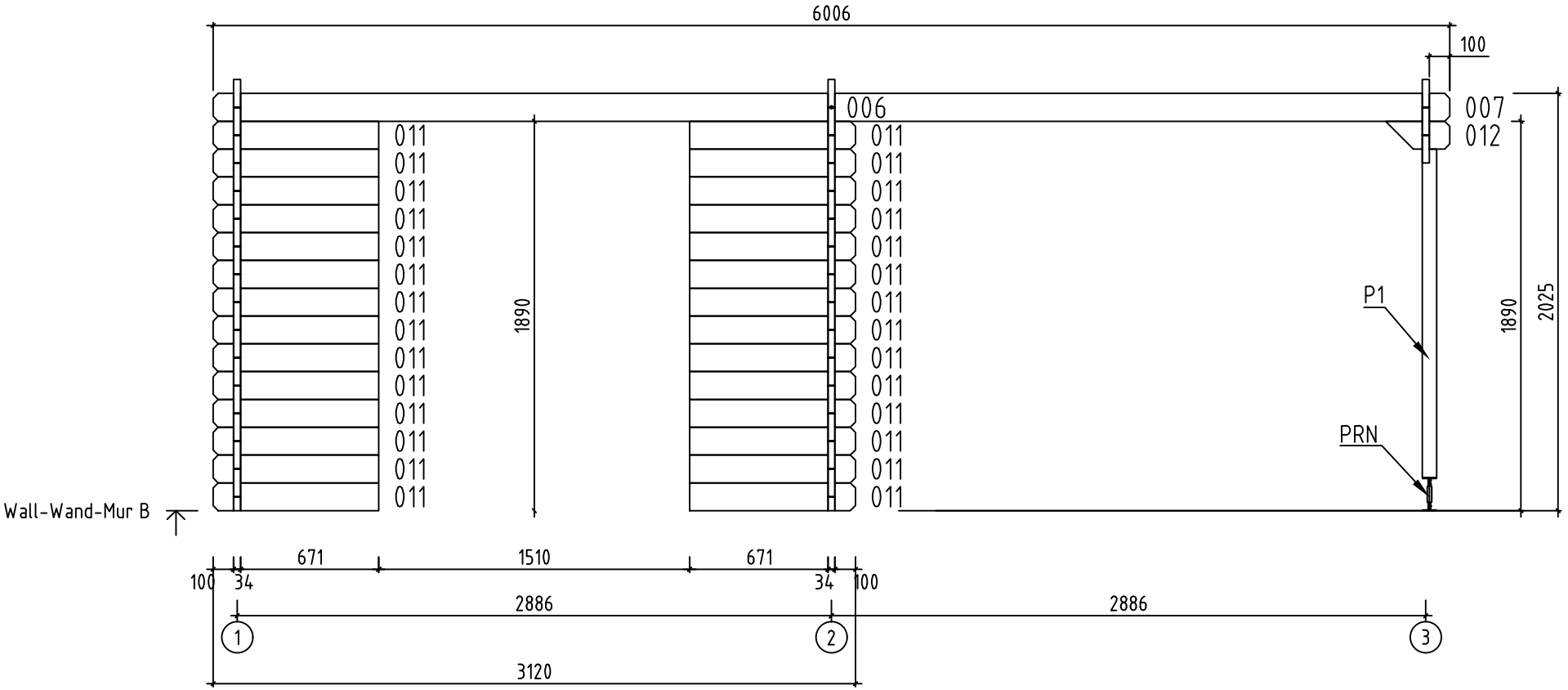

Name-Name-Nom 3408549	Page-Seite-Page 6
View-Aussicht-Vue Wall-Wand-Mur B	Scale-Maßstab-Echelle 1:30
Material-Material-Matériel 3.4x13.5	Date-Datum-Date 05.01.2023
Drafter-Zeichner-Rédacteur EJ	File

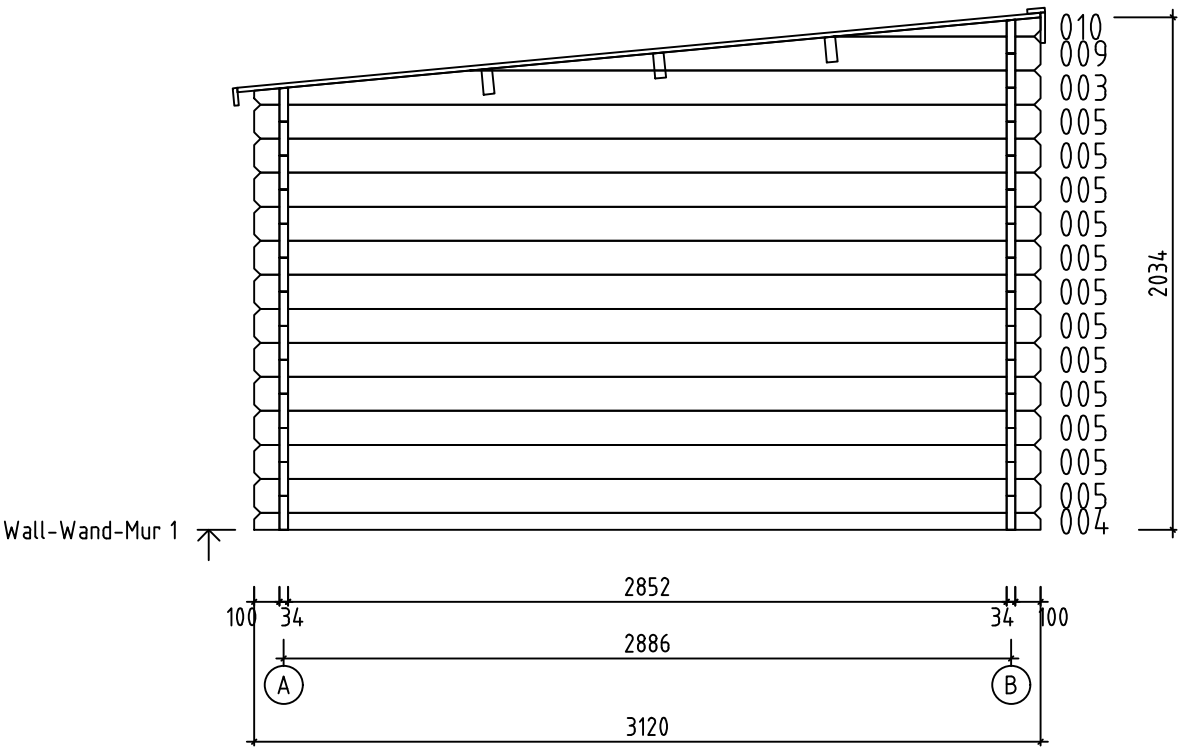

Name-Name-Nom 3408549	Page-Seite-Page 7
View-Aussicht-Vue Wall-Wand-Mur 1	Scale-Maßstab-Echelle 1:30
Material-Material-Matériel 3.4x13.5	Date-Datum-Date 05.01.2023
Drafter-Zeichner-Rédacteur EJ	File

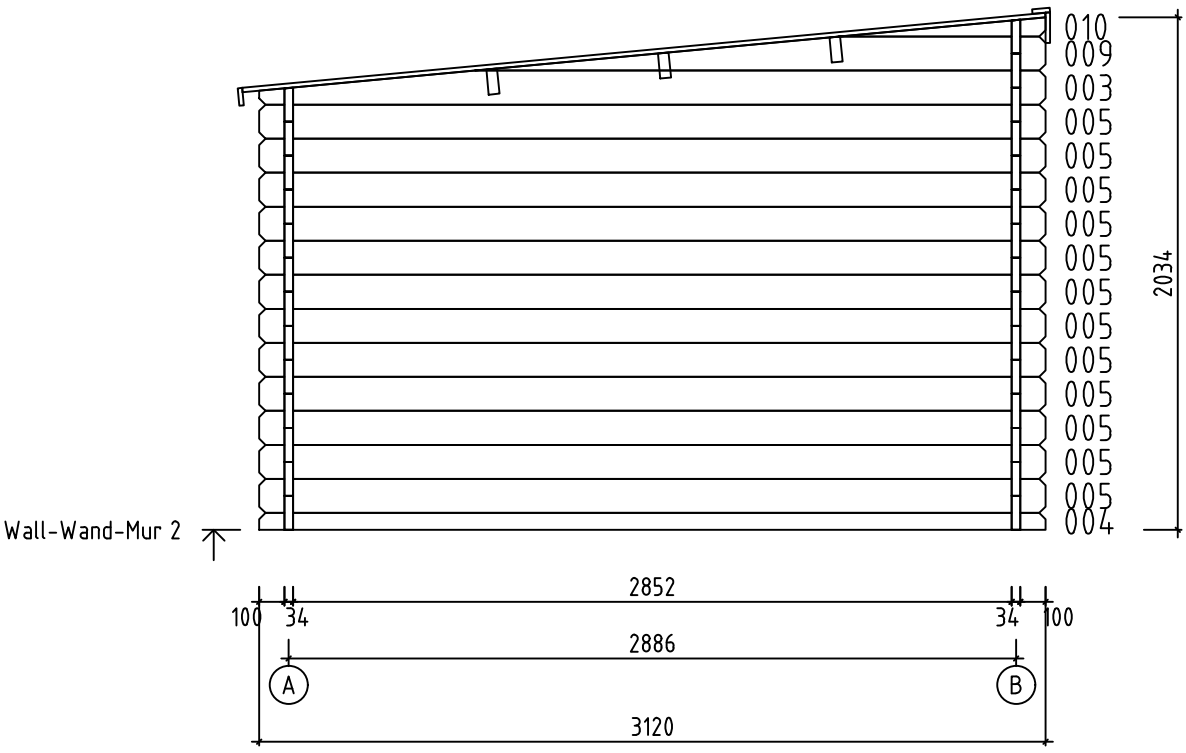

Name-Name-Nom 3408549	Page-Seite-Page 8
View-Aussicht-Vue Wall-Wand-Mur 2	Scale-Maßstab-Echelle 1:30
Material-Material-Matériel 3.4x13.5	Date-Datum-Date 05.01.2023
Drafter-Zeichner-Rédacteur EJ	File

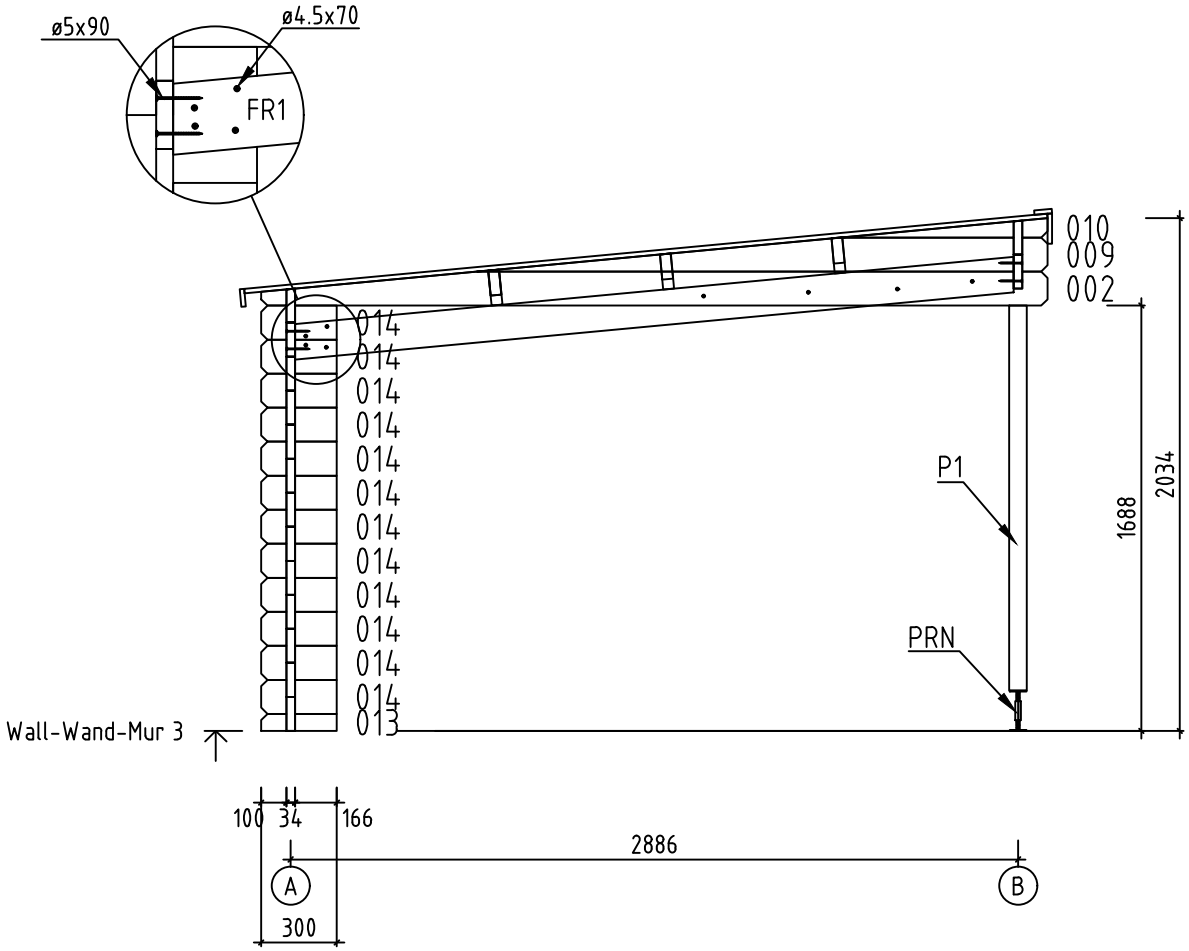

Name-Name-Nom: 3408549	Page-Seite-Page: 9
View-Aussicht-Vue: Wall-Wand-Mur 3	Scale-Maßstab-Echelle: 1:30
Material-Material-Matériel: 3.4x13.5	Date-Datum-Date: 05.01.2023
Drafter-Zeichner-Rédacteur: EJ	File

Pos	3408549 Piece list - Stückliste - Liste des pieces	Q.	P (mm)	L (mm)
001	SPARE BEAM-ERZATZBOHLE-FAISCEAU DE RECHANGE 	1	34x135	3120
004		2	34x68	3120
005	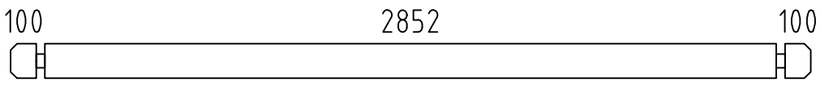	36	34x135	3120
006	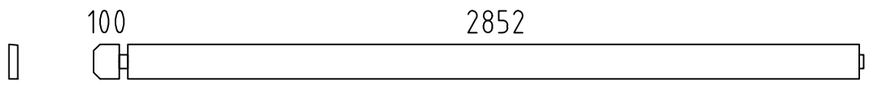	2	34x135	3003
007	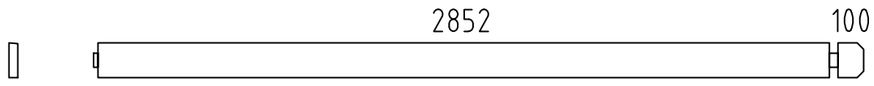	2	34x135	3003
008	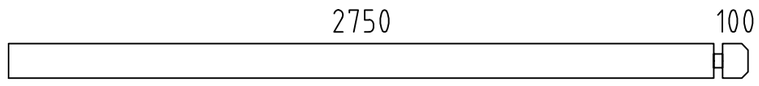	12	34x135	2884
011	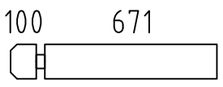	28	34x135	805
012	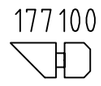	1	34x135	311
013		1	34x68	300
014		12	34x135	300
W1-1	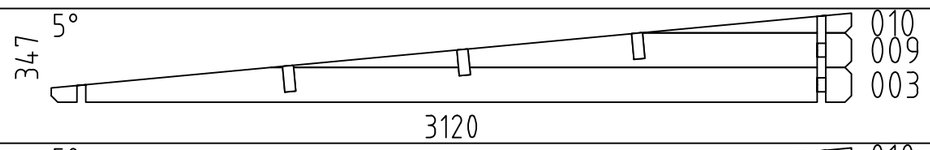	1		
W2-1	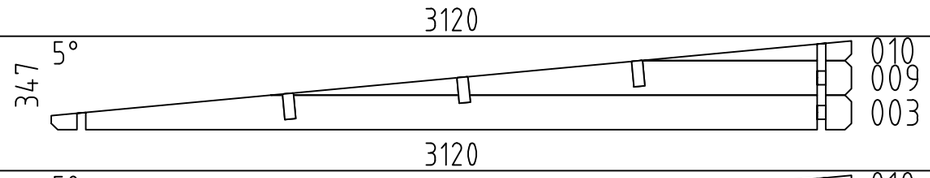	1		
W3-1	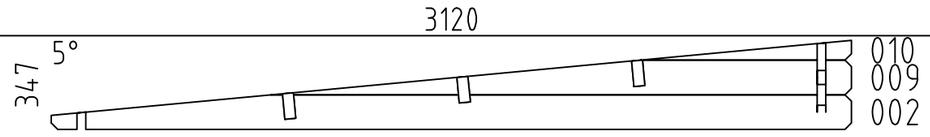	1		
P1	POST - PFOSTEN - POTEAU 	1	70x70	1595
FR1	RAFTER - DACHSPARREN - CHEVRON 	1	43x140	2878
RB1	ROOF BEAM - DACHBALKEN - PANNE DE TOIT 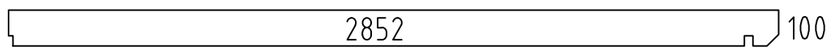	6	43x140	3003
R-1	ROOF BOARDS - DACHBRETTER - VOLIGES 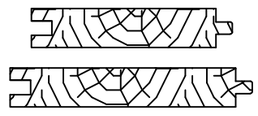 or-oder-ou	69+1 53+1	88x18 114x18	3200
GB-1	GABLE MOULDING - GIEBELLEISTE - PLANCHE DE RIVE 	2	18x120	3252
EB-1	EAVES BOARD - TRAUFBRETT - BANDEAU DE TOIT 	2	18x120	3021
EB-2	EAVES BOARD - TRAUFBRETT - BANDEAU DE TOIT 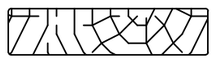	2	18x90	3003
ES-1	ROOF EDGE REINFORCEMENT - DACHRANDVERSTÄRKUNG - CORNIERE DE RENFORT DE BORD DE TOIT 	2	30x40	2852
ES-2	ROOF EDGE REINFORCEMENT - DACHRANDVERSTÄRKUNG - CORNIERE DE RENFORT DE BORD DE TOIT 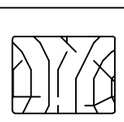	2	30x40	3003
TG4	COVERING BOARD - DECKENLEISTEN PROFILS DE FINITION 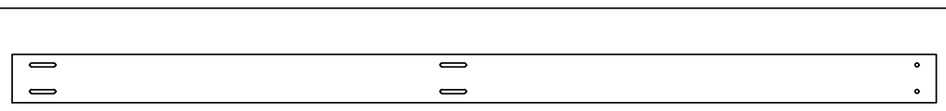	2	18x90	1690
SS-1	STORM PROTECTION - STURMLEISTE LATTE ANTI-TEMPETE 	2	18x35	1705
SS-2	STORM PROTECTION - STURMLEISTE LATTE ANTI-TEMPETE 	2	18x35	2025

Pos	3408549 Piece list - Stückliste - Liste des pieces	Q.	P (mm)	L (mm)
GS-1	ROOFING FELT FILLET - DACHPAPPENLEISTE - BAGUETTE DE FIXATION DU FEUTRE BITUMEUX 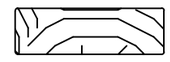	2	18x70	3021
GS-2	ROOFING FELT FILLET - DACHPAPPENLEISTE - BAGUETTE DE FIXATION DU FEUTRE BITUMEUX 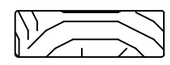	2	18x70	3200
RCM	ROOFBEAMS CONNECTING METAL - DACHBALKEN BEFESTIGUNGSMETALLE - CONNECTEUR MÉTALLIQUE POUR SOLIVES DE PLAFOND 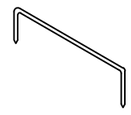	3		
HS1	SCREW FOR WALLBEAMS CONNECTING METAL - SCHRAUBE FÜR WANDBOHLEN BEFESTIGUNG METALLE -VIS POUR PATTE D'ASSEMBLAGE 	8	ø3.5x35	
HS	SCREW FOR GABLE MOULDING (GB) - SCHRAUBE FÜR GIEBELLEISTE (GB) - VIS DE FIXATION POUR PLANCHE DE RIVE (GB) 	24	ø4.5x50	
HS	SCREW FOR COVERING MOULDING - SCHRAUBE FÜR DECKUNGSPROFIL - VIS DE FIXATION POUR PROFILS DE FINITION 	2	ø4.5x50	
HS	SCREW FOR EAVES BOARDS (EB) - SCHRAUBE FÜR TRAUFBRETTER (EB) - VIS DE FIXATION POUR BANDEAU DE TOIT (EB) 	32	ø4.5x50	
HS	SCREW FOR ROOFING FELT FILLET (GS) - SCHRAUBE FÜR DACHPAPPEN- LEISTE (GS) - VIS POUR BAGUETTE FIXATION FEUTRE BITUMEUX (GS) 	21	ø4.5x50	
HS	SCREW FOR RAFTER (FR) - SCHRAUBE ZUR BEFISTIGUNG DACHSPARREN (FR) - VIS POUR CHEVRON (FR) 	8	ø4.5x70	
HS	SCREW FOR GABLE - SCHRAUBE FÜR GIEBEL - VIS POUR FIXATION DES PIGNONS 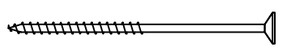	15	ø5x120	
HS	SCREW FOR RAFTER (FR) - SCHRAUBE ZUR BEFISTIGUNG DACHSPARREN (FR) - VIS POUR CHEVRON (FR) 	4	ø5x90	
HS	SCREW FOR ROOF BEAMS - SCHRAUBE FÜR DACHBALKEN - VIS POUR PANNE DE TOIT 	9	ø6x160	
HS	SCREW FOR STORM PROTECTION - SCHRAUBE FÜR STURMLEISTE - VIS POUR LAME ANTI-TEMPETE 	18	ø6x40	
HS	SCREW FOR POST HEIGHT ADJUSTMENT (PRN) - SCHRAUBE FÜR REGULIERUNGSSCHRAUBE FÜR PFOSTEN (PRN)- VIS DE FIXATION DE SUPPORT RÉGLABLE DE POTEAU (PRN) 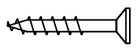	8	ø6x40	
HB	HAMMER BLOCK - SCHLAGHOLZ - CALLE DE FRAPPE 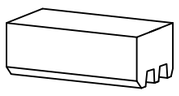	2	34mm	
NF	ZN NAIL FOR ROOF - ZN NÄGEL FÜR DACHBRETTER - POINTE POUR TOIT 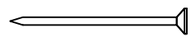	360	ø2.5x60	
NF	ROOFING NAILS FOR ROOFING FELT - NÄGEL FÜR DACHPAPPE - POINTE DE FIXATION POUR FEUTRE BITUMEUX 	210	ø2.1x17	
RUB	ROOFING FELT - DACHPAPPE - FEUTRE BITUMEUX 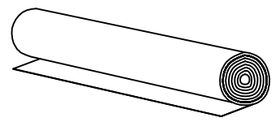	2	15 m.	
SM6	WASHER FOR STORM PROTECTION - DICHTSCHEIBE FÜR STURMLEISTE - RONDELLE POUR LAME ANTI-TEMPETE 	18	M6x18	
WBM1	WALLBEAMS CONNECTING METAL - WANDBOHLEN BEFESTIGUNG METALLE -PATTE D'ASSEMBLAGE 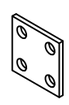	2	25x25	
PRN	POST HEIGHT ADJUSTMENT - REGULIERUNGSSCHRAUBE FÜR PFOSTEN - SUPPORT RÉGLABLE DE POTEAU 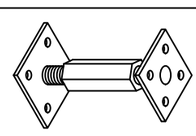	1		

Name-Name-Nom 3408549	Date-Datum-Date 05.01.2023	Page-Seite-Page 2/3

Pos	3408549 Piece list - Stückliste - Liste des pieces		Q.	P (mm)	L (mm)
	DOOR-TÜR-PORTE, AST	R	1	1500x1850	

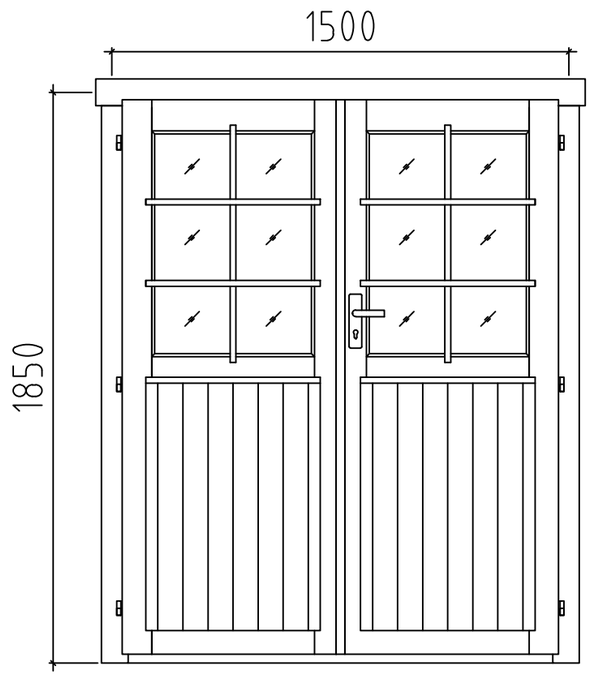

Name-Name-Nom 3408549	Date-Datum-Date 05.01.2023	Page-Seite-Page 3/3