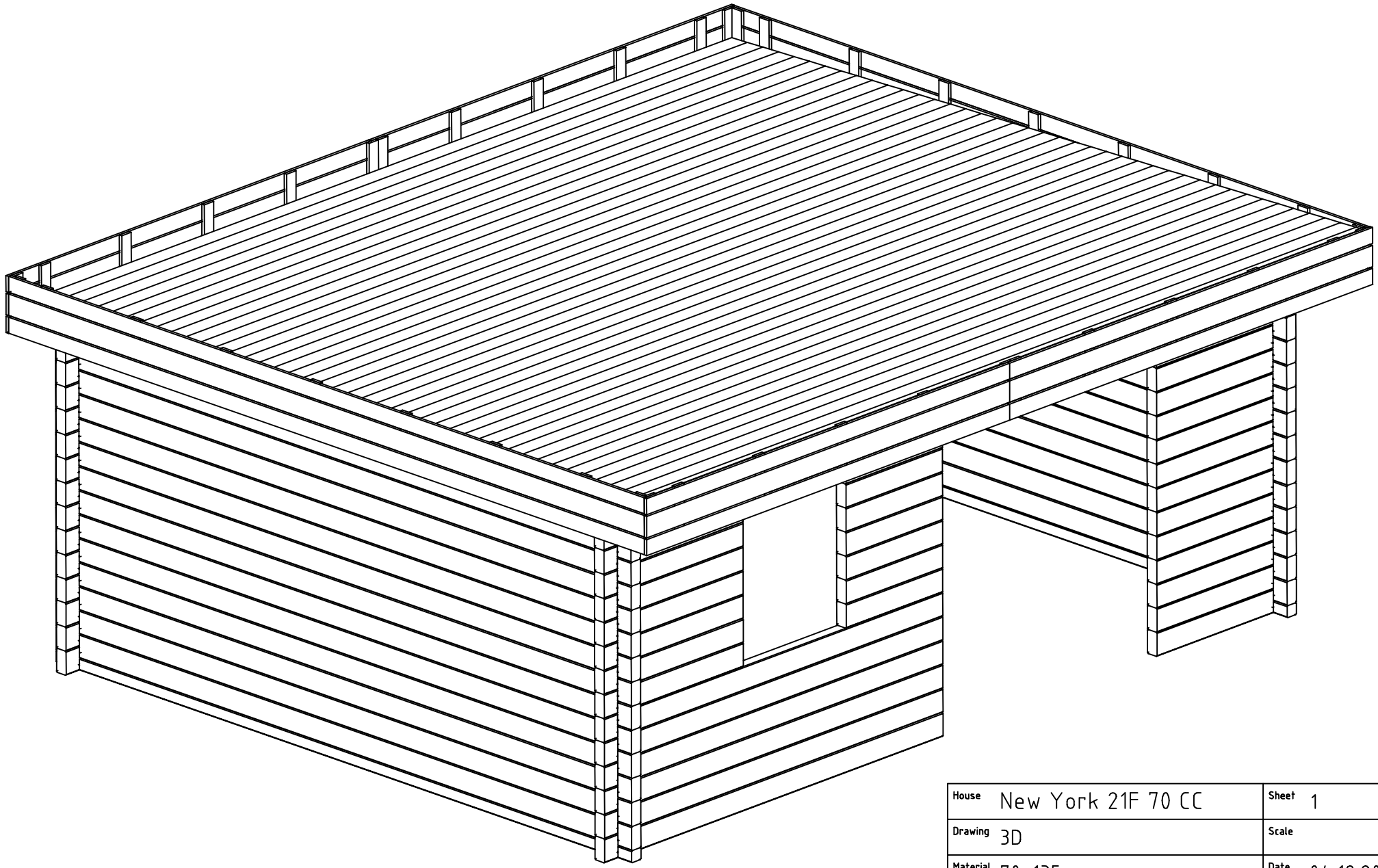

House	New York 21F 70 CC	Sheet	1
Drawing	3D	Scale	
Material	70x135	Date	04.12.2019
Drawer	RP	File	New York 21F 70 CC 3D.dwg

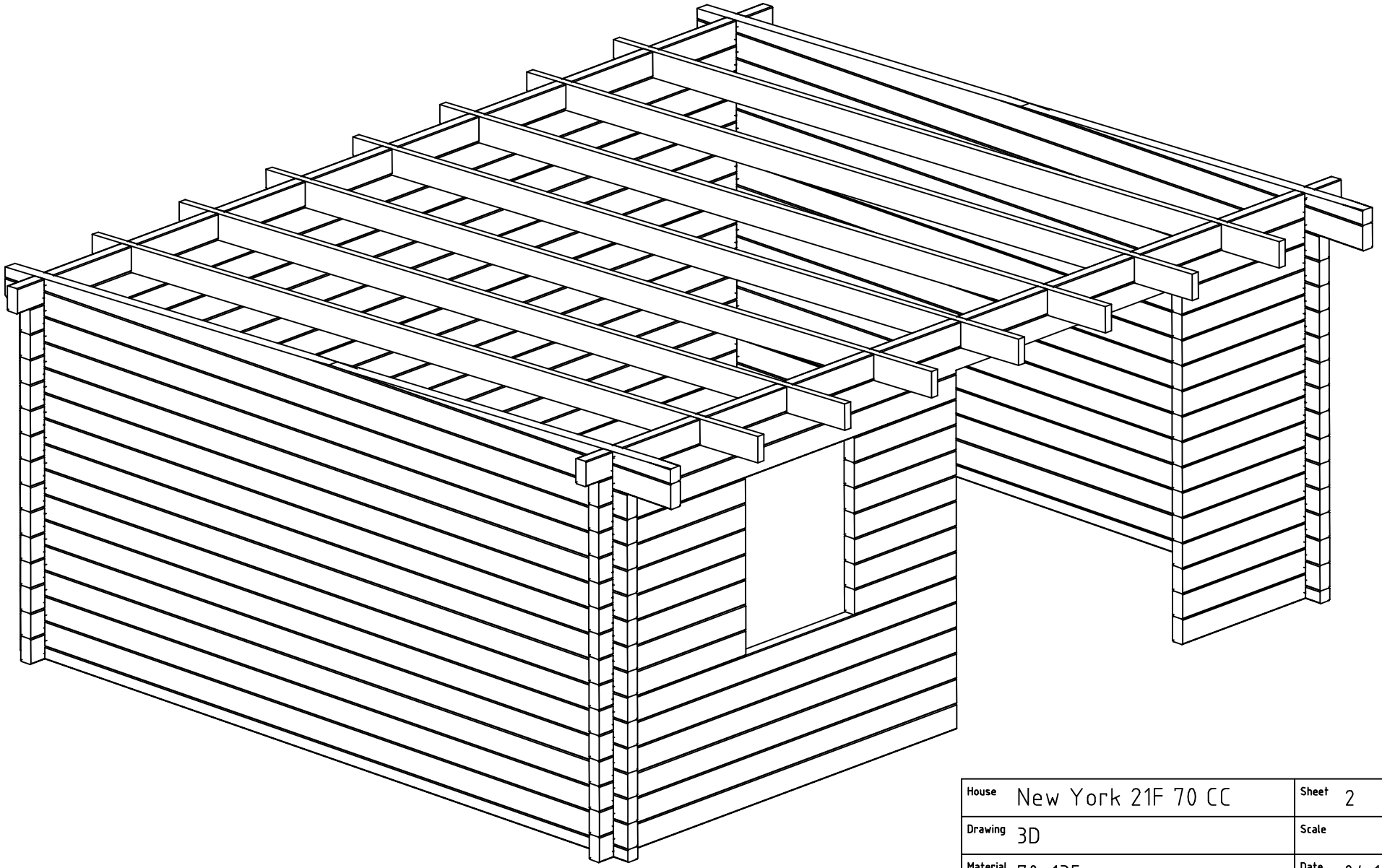

House	New York 21F 70 CC	Sheet	2
Drawing	3D	Scale	
Material	70x135	Date	04.12.2019
Drawer	RP	File	New York 21F 70 CC 3D.dwg

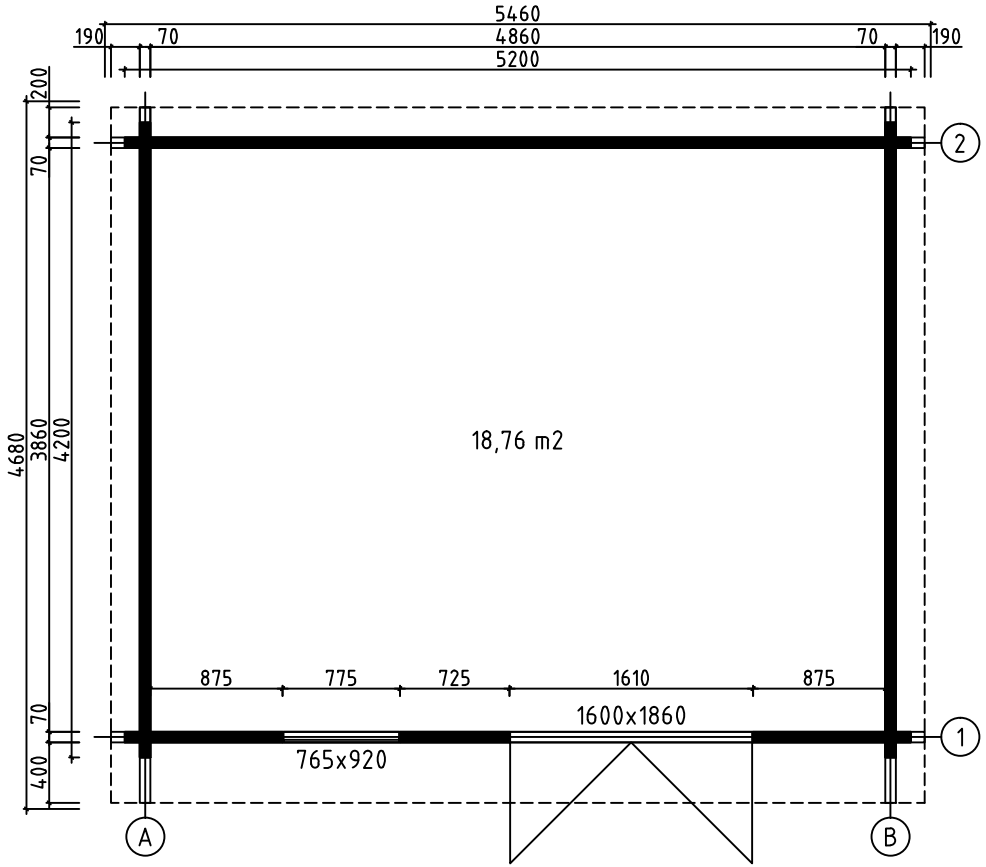

House	New York 21F 70 CC	Sheet	3
Drawing	GROUNDPLAN	Scale	1:50
Material	70x135	Date	04.12.2019
Drawer	RP	File	New York 21F 70 CC.dwg

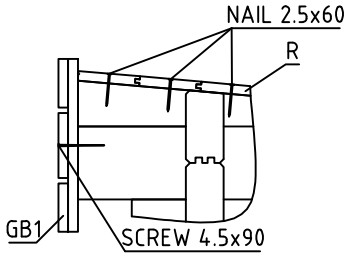

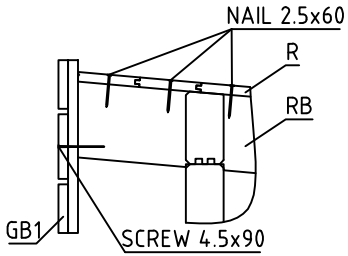

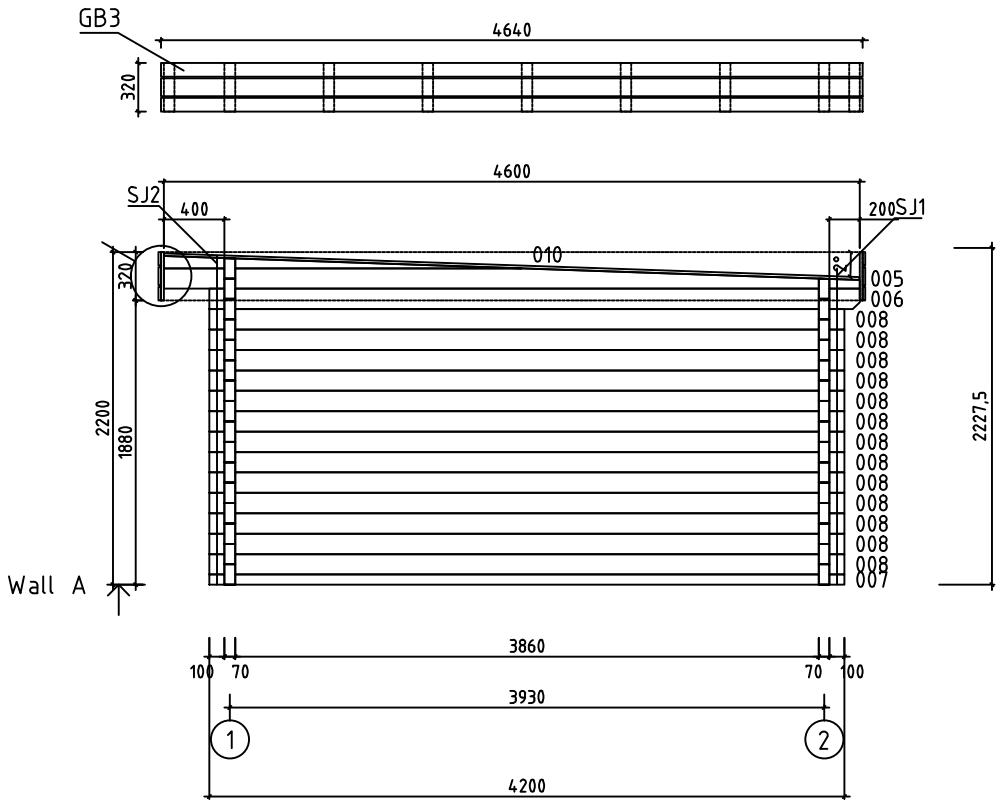

House	New York 21F 70 CC	Sheet	4
Drawing	WALL A	Scale	1:50
Material	70x135	Date	04.12.2019
Drawer	RP	File	New York 21F 70 CC.dwg

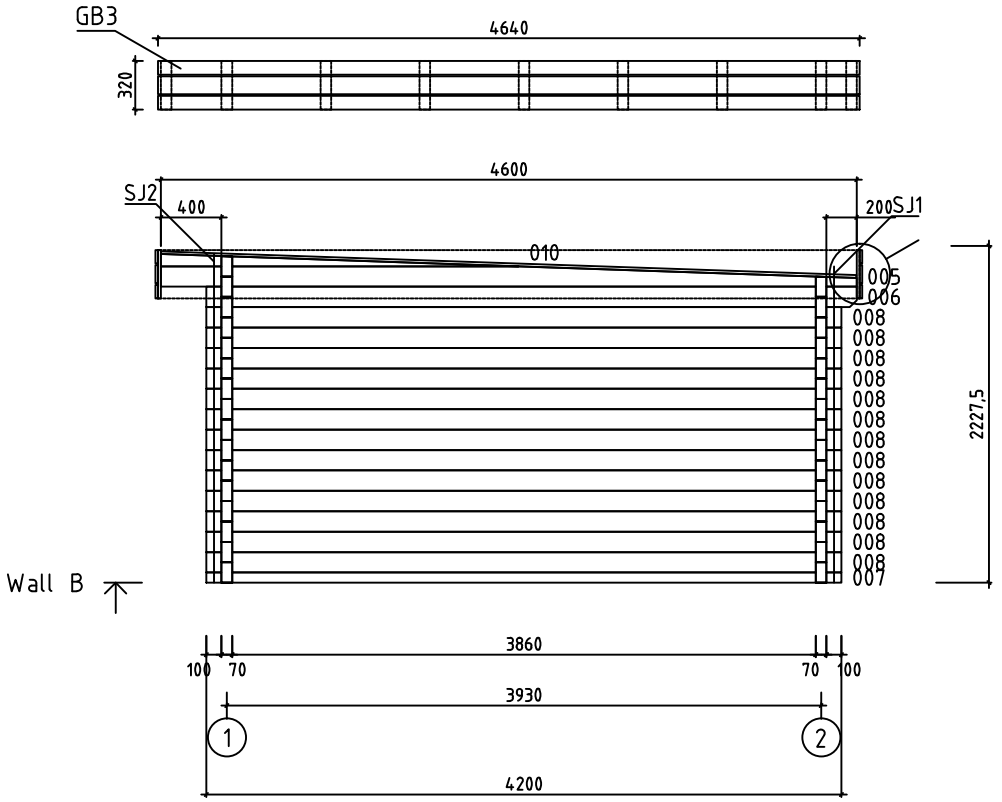

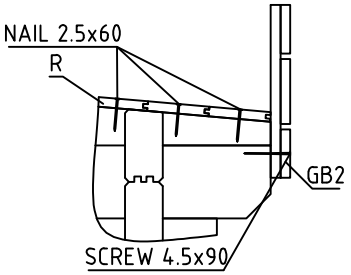

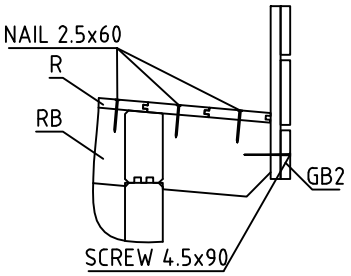

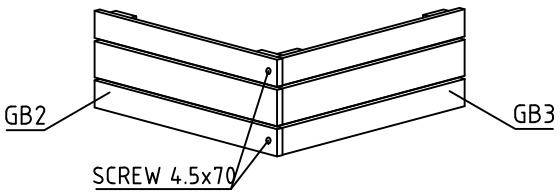

House	New York 21F 70 CC	Sheet	5
Drawing	WALL B	Scale	1:50
Material	70x135	Date	04.12.2019
Drawer	RP	File	New York 21F 70 CC.dwg

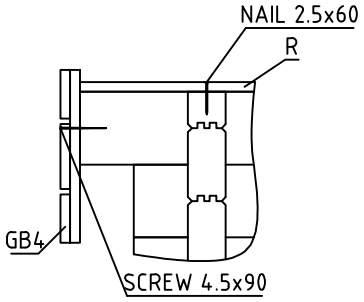

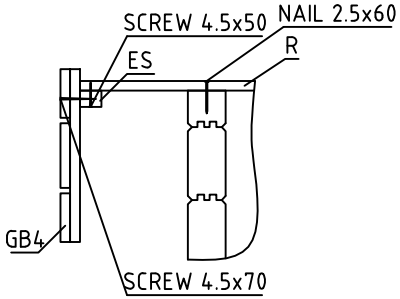

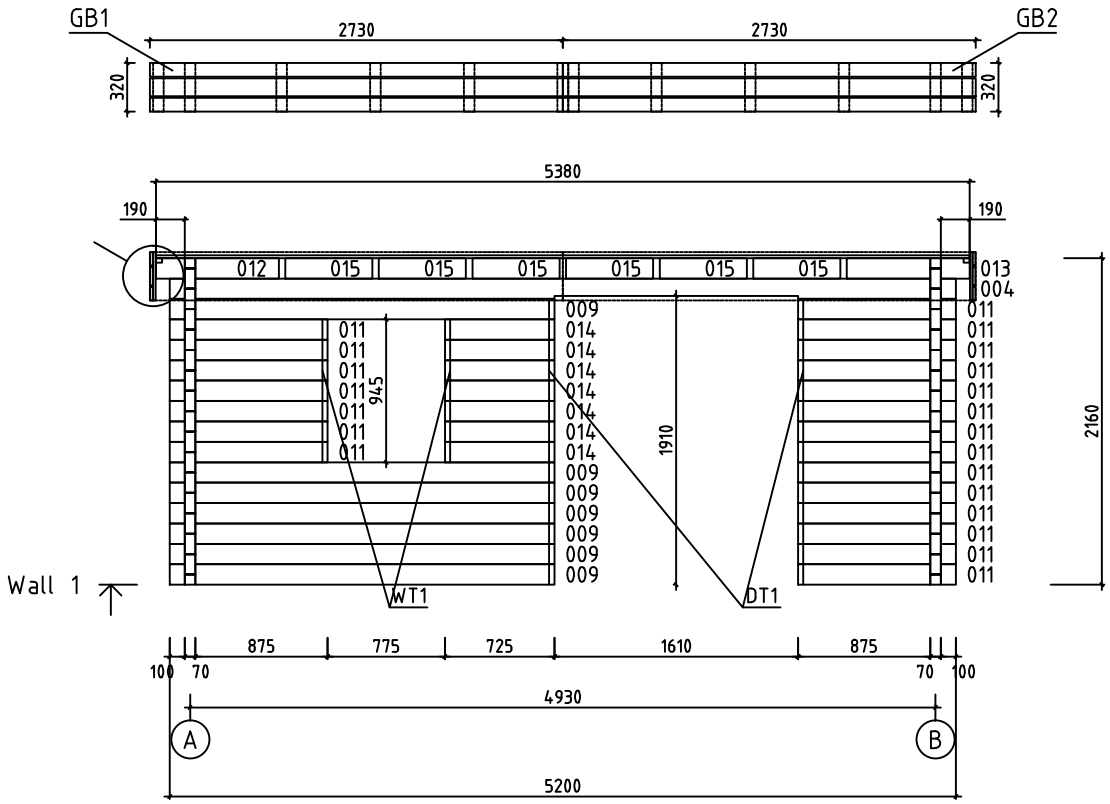

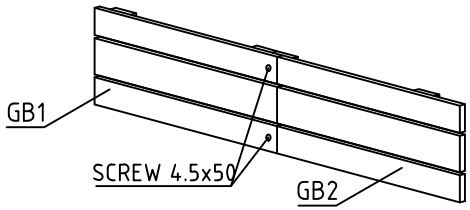

House	New York 21F 70 CC	Sheet	6
Drawing	WALL 1	Scale	1:50
Material	70x135	Date	04.12.2019
Drawer	RP	File	New York 21F 70 CC.dwg

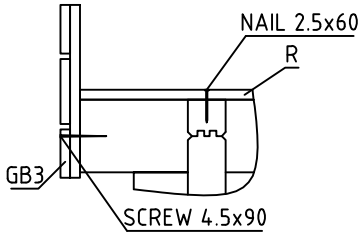

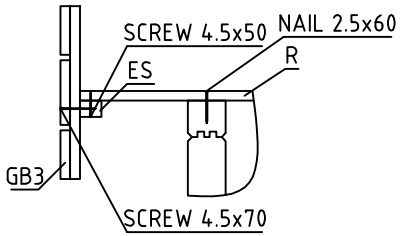

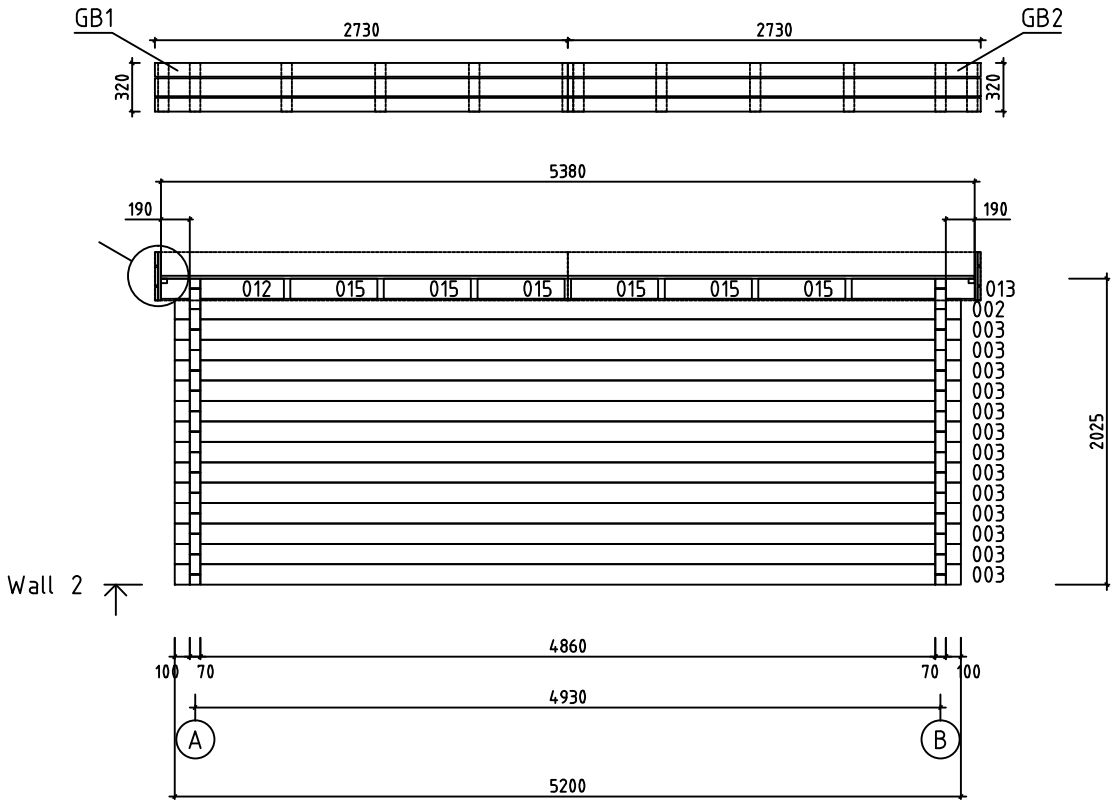

House	New York 21F 70 CC	Sheet	7
Drawing	WALL 2	Scale	1:50
Material	70x135	Date	04.12.2019
Drawer	RP	File	New York 21F 70 CC.dwg

Pos	Specification-Bestimmung-Spécification	PCS	Profile (mm)	L (mm)
001	SPARE BEAM-ERZATZBOHLE-MADRIER DE RÉSERVE 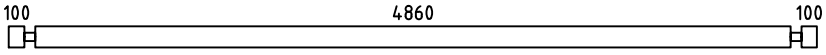	1	70x135	5200
002	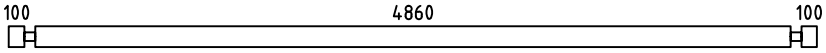 PM	1	70x135	5200
003	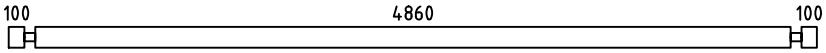	13	70x135	5200
004	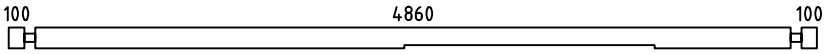 PM	1	70x135	5200
006		2	70x135	4300
007		2	70x68	4200
008	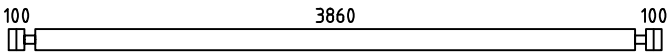	26	70x135	4200
009	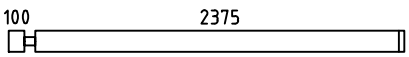	7	70x135	2545
011	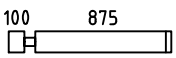	21	70x135	1045
012	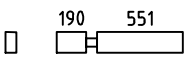	2	70x135	811
013	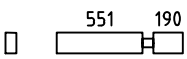	2	70x135	811
014		7	70x135	725
015		12	70x135	576
WA-1 WB-1	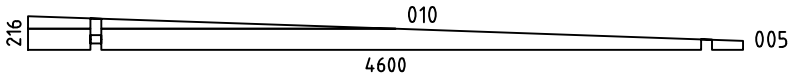	2	70x216	4600
HB	HIT BLOCK-SCHLAGHÖLZER-MADRIERS D´ASSEMBLAGE 	2	70x135	300
RB1	ROOFBEAMS-DACHBALKEN-SOLIVES DE PLAFOND 	7	43x140	4608
R1	ROOFBOARD-DACHBRETT-VOLIGES  or-oder-ou	41+1 54+1	18x114 18x88	5380
GB1		2	36x320	2730+35
GB2		2	36x320	2730
GB3		2	36x320	4640
ES1	EAVE SLAT-TRAUFENLEISTE-BAGUETTES POUR FIXER LES LATTES SOUS VOLIGES 	2	30x40	3860

House	New York 21F 70 CC	Material	File	New York 21F 70 CC.dwg	Sheet	8

Pos	Specification-Bestimmung-Spécification	PCS	Profile (mm)	L (mm)
ES2	EAVE SLAT-TRAUFENLEISTE-BAGUETTES POUR FIXER LES LATTES SOUS VOLIGES	2	30x40	400
ES3	EAVE SLAT-TRAUFENLEISTE-BAGUETTES POUR FIXER LES LATTES SOUS VOLIGES	2	30x40	200
DT1	DOOR ASSEMBLING PROFILE-TÜR INSTALLIERUNGSPROFIL -TASSEAU DE FIXATION POUR PORTES	2	18x25	1860
WT1	WINDOW ASSEMBLING PROFILE-FENSTER INSTALLIERUNGSPROFIL -TASSEAU DE FIXATION POUR FENÉTRE	2	18x25	920
SJ1	SCREW JOINT-GEWINDESTANGE -TIGES FILETÉS	2	M10	2050
SJ2	SCREW JOINT-GEWINDESTANGE -TIGES FILETÉS	2	M10	2190
	NAIL-NAGEL-CLOUS FOR-FÜR-POUR COATING FOR ROOF-BESCHICHTUNG FÜR DACH-REVÉTEMENT DE TOIT	380	ϕ2.5	20
	NAIL-NAGEL-CLOUS FOR-FÜR-POUR R1	500	ϕ2.5	60
	SCREWS-SCHRAUBEN-VIS FOR-FÜR-POUR ES1, ES2, ES3, GB1, GB2	30	ϕ4.5	50
	SCREWS-SCHRAUBEN-VIS FOR-FÜR-POUR GB1, GB2, GB3	30	ϕ4.5	70
	SCREWS-SCHRAUBEN-VIS FOR-FÜR-POUR GB1, GB2, GB3	30	ϕ4.5	90
	SCREWS-SCHRAUBEN-VIS FOR-FÜR-POUR 012, 013, 015 WA-1, WB-1, RB1	50	ϕ6.0	160
	COATING FOR ROOF-BESCHICHTUNG FÜR DACH-REVÉTEMENT DE TOIT	3,0	R = 15m	
	DOUBLEDOOR-DOPPELTÜR-DOUBLE PORTE (right-rechts-droit) ORT__1H P	1	1600	1860
		1		
		1		
		1		
	WINDOW-FENSTER-FENÉTRE (right-rechts-droit) ORT__1H P	1	765	920
		1		
		1		

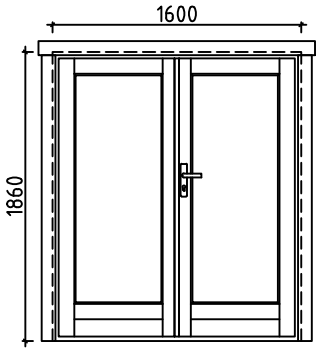

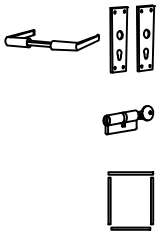

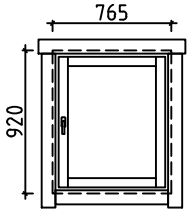

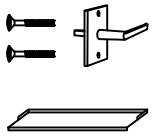

House New York 21F 70 CC	Material	File New York 21F 70 CC.dwg	Sheet 9

#001		5200	1
#002	2	5200	1
#003	2	5200	13
#004	1	5200	1
#005	A,B	4600	2
#006	A,B	4300	2
#007	A,B	4200	2
#008	A,B	4200	26
#009	1	2545	7
#010	A,B	2365	2
#011	1	1045	21
#012	1,2	811	2
#013	1,2	811	2
#014	1	725	7
#015	1,2	576	12