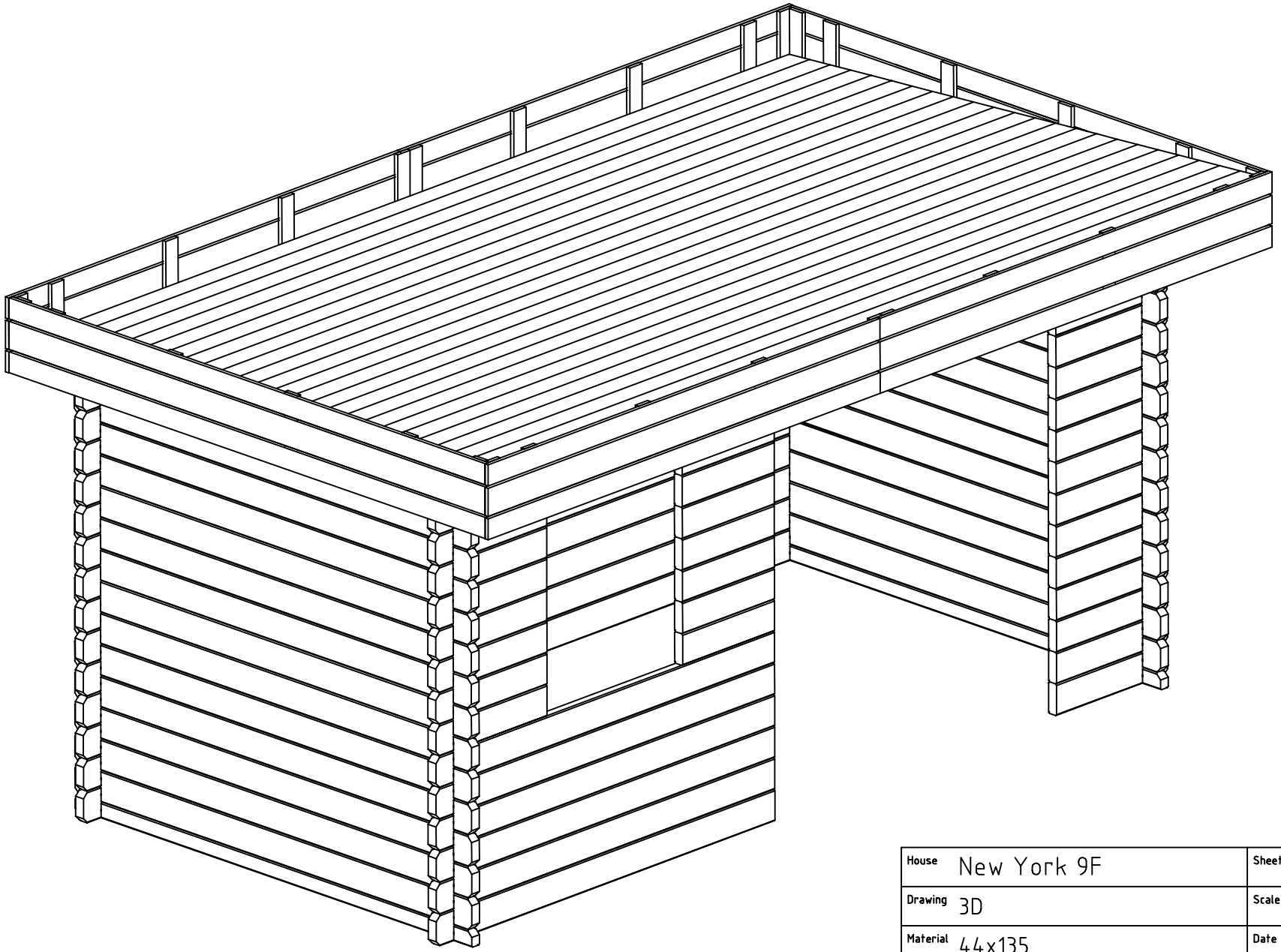

House	New York 9F	Sheet	1
Drawing	3D	Scale	
Material	44x135	Date	29.10.2018
Drawer	RP	File	New York 9F 3D.dwg

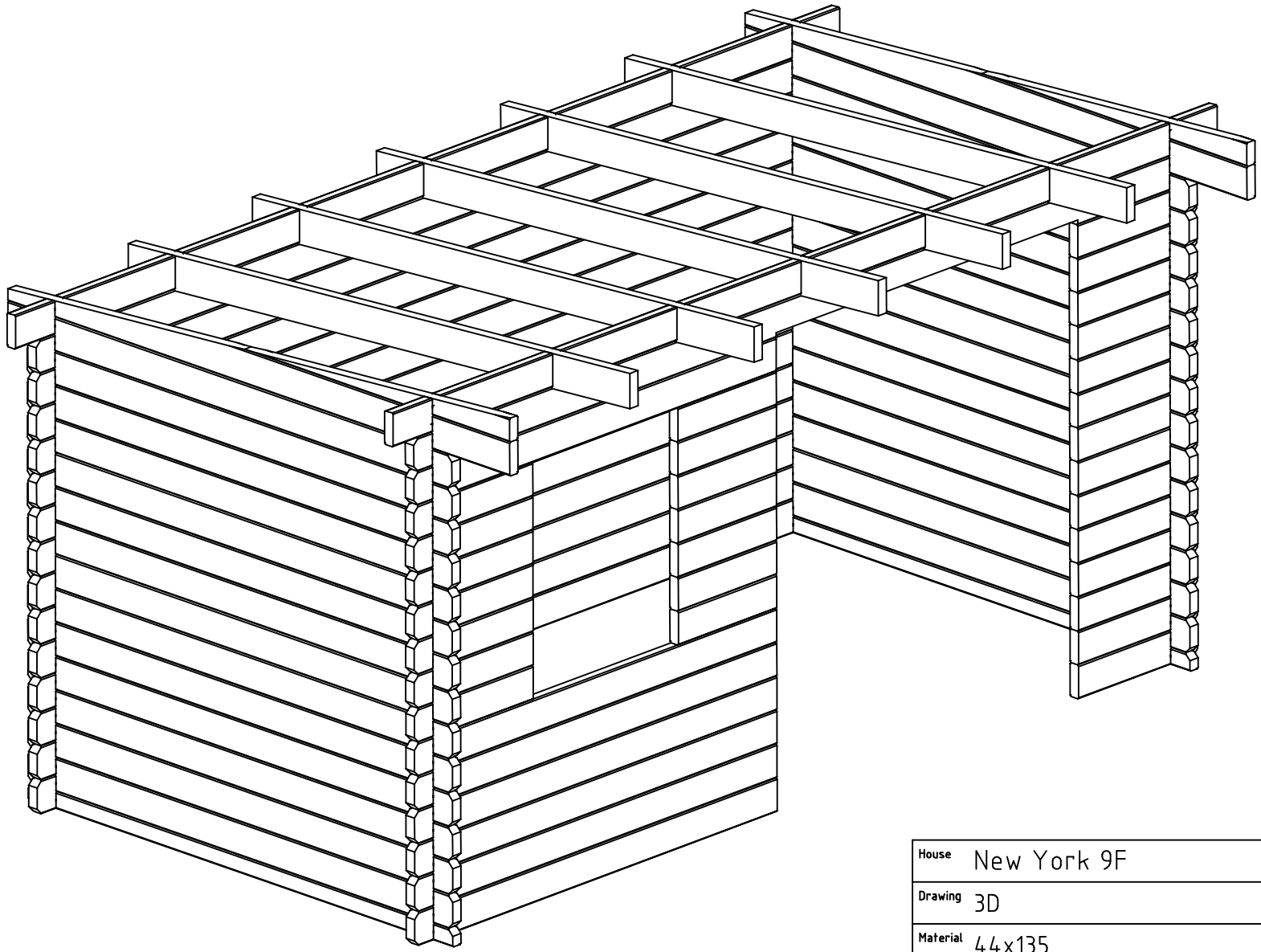

House	New York 9F	Sheet	2
Drawing	3D	Scale	
Material	44x135	Date	29.10.2018
Drawer	RP	File	New York 9F 3D.dwg

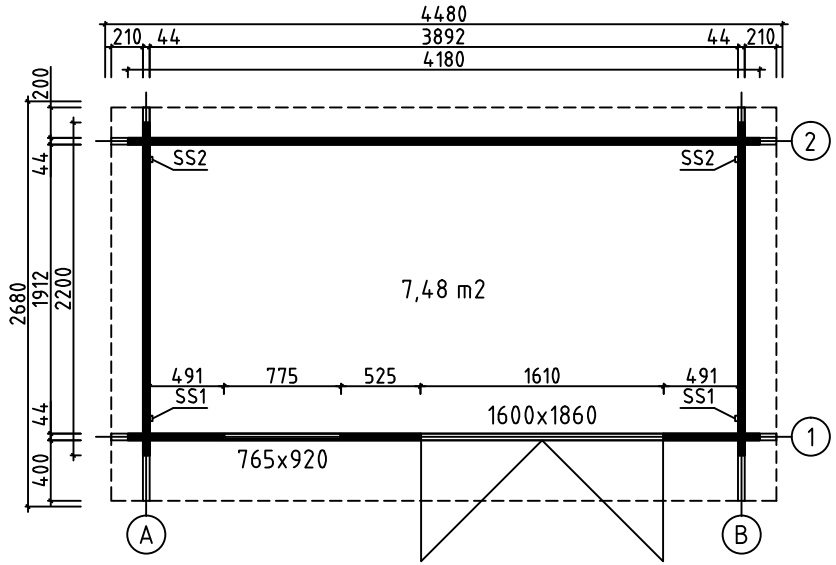

House	New York 9F	Sheet	3
Drawing	GROUNDPLAN	Scale	1:50
Material	44x135	Date	29.10.2018
Drawer	RP	File	New York 9F.dwg

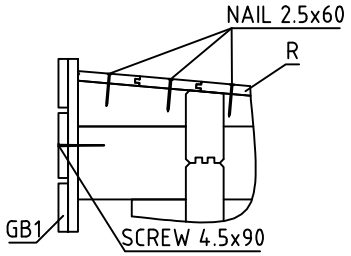

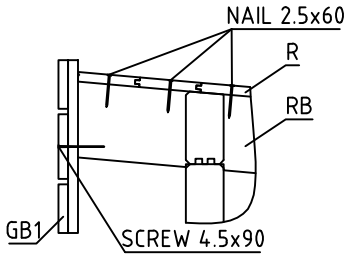

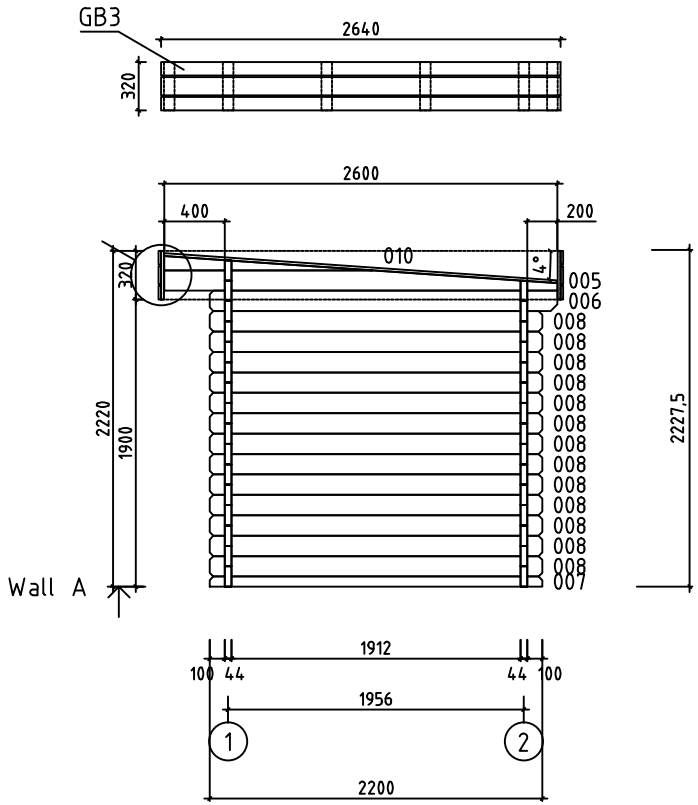

House	New York 9F	Sheet	4
Drawing	WALL A	Scale	1:50
Material	44x135	Date	29.10.2018
Drawer	RP	File	New York 9F.dwg

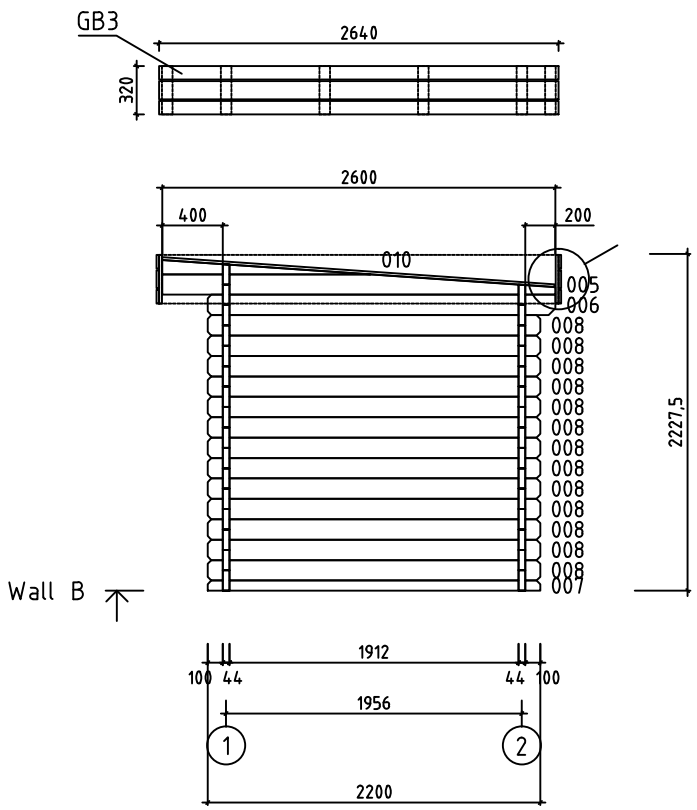

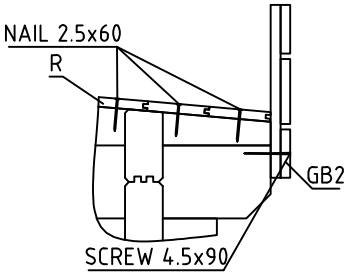

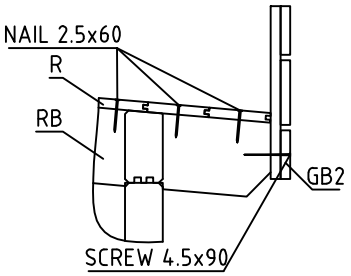

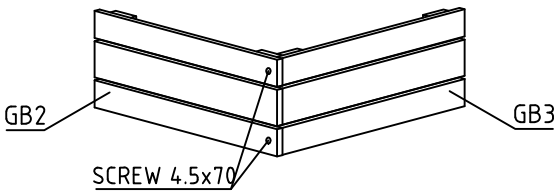

House	New York 9F	Sheet	5
Drawing	WALL B	Scale	1:50
Material	44x135	Date	29.10.2018
Drawer	RP	File	New York 9F.dwg

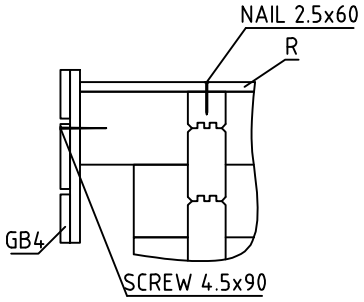

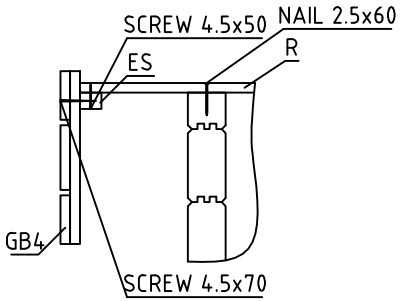

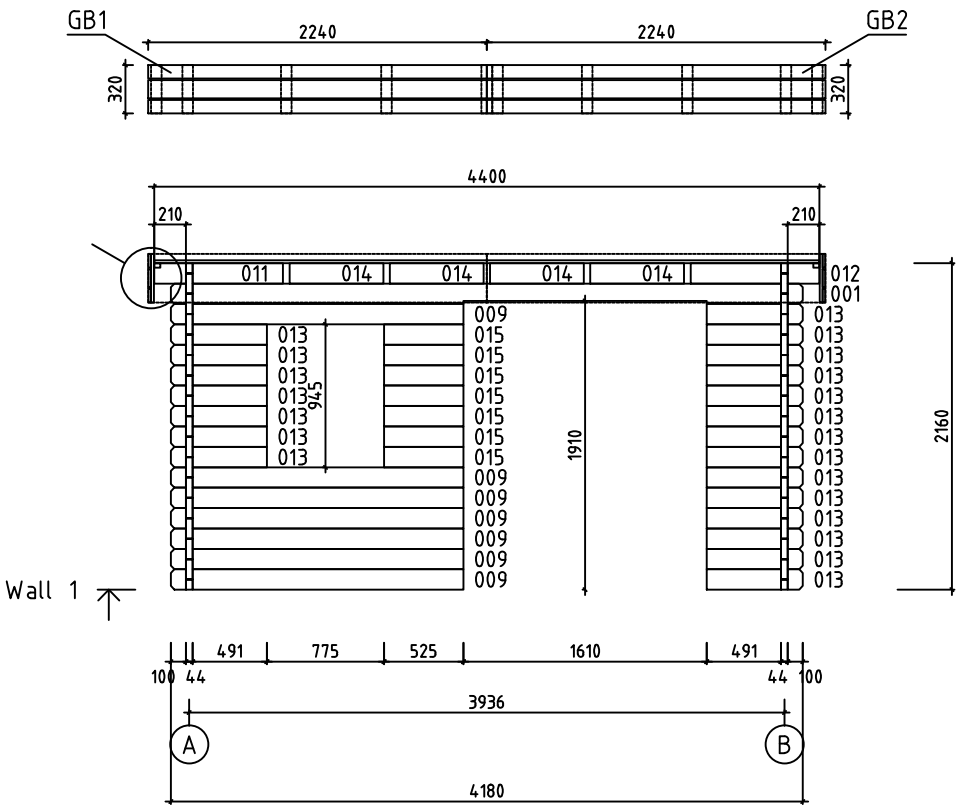

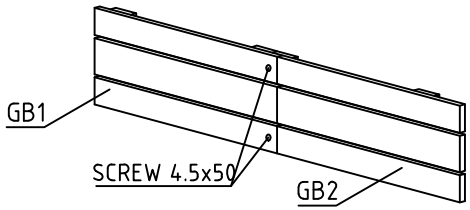

House	New York 9F	Sheet	6
Drawing	WALL 1	Scale	1:50
Material	44x135	Date	29.10.2018
Drawer	RP	File	New York 9F.dwg

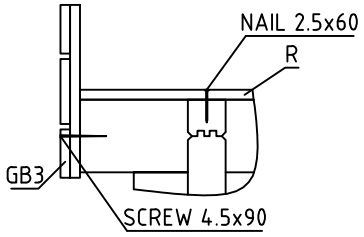

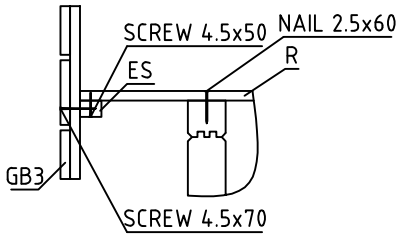

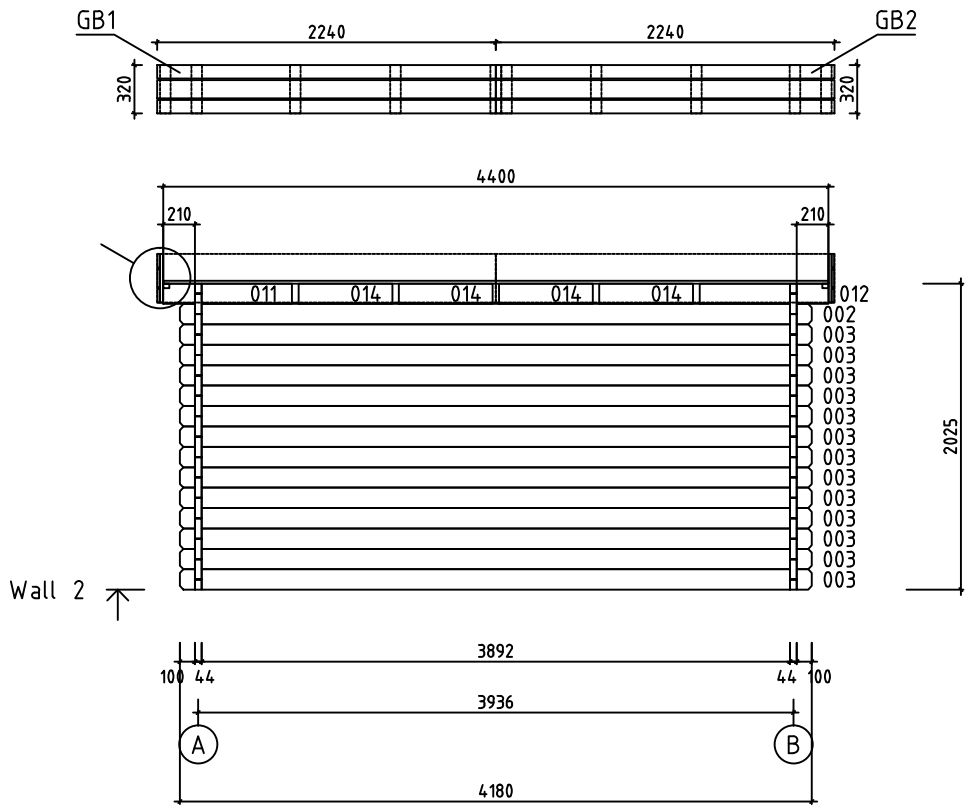

House	New York 9F	Sheet	7
Drawing	WALL 2	Scale	1:50
Material	44x135	Date	29.10.2018
Drawer	RP	File	New York 9F.dwg

Pos	Specification-Bestimmung-Spécification	PCS	Profile (mm)	L (mm)
001	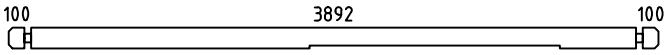 PM	1	44x135	4180
002	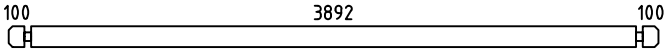 PM	1	44x135	4180
003	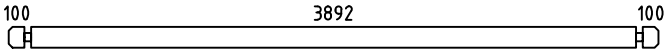	13	44x135	4180
004	SPARE BEAM-ERZATZBOHLE-MADRIER DE RÉSERVE 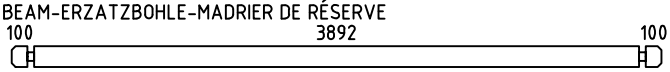	1	44x135	4180
006	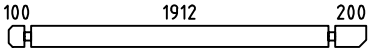	2	44x135	2300
007	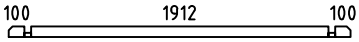	2	44x68	2200
008	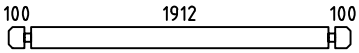	26	44x135	2200
009	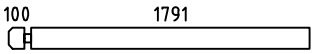	7	44x135	1935
011	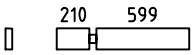	2	44x135	853
012	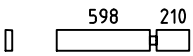	2	44x135	852
013	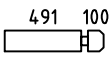	21	44x135	635
014		8	44x135	620
015		7	44x135	525
WA-1 WB-1	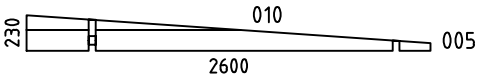	2	44x230	2600
HB	HIT BLOCK-SCHLAGHÖLZER-MADRIERS D´ASSEMBLAGE 	2	44x135	300
RB1	ROOFBEAMS-DACHBALKEN-SOLIVES DE PLAFOND 	5	43x140	2616
R1	ROOFBOARD-DACHBRETT-VOLIGES or-oder-ou	23+1 30+1	18x114 18x88	4400
GB1	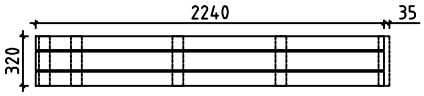	2	36x320	2240+35
GB2	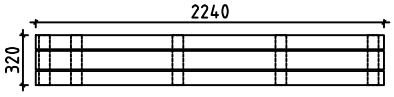	2	36x320	2240
GB3		2	36x320	2640
ES1	EAVE SLAT-TRAUFENLEISTE-BAGUETTES POUR FIXER LES LATTES SOUS VOLIGES 	2	30x40	1915

House New York 9F	Material	File New York 9F.dwg	Sheet 8

Pos	Specification-Bestimmung-Spécification	PCS	Profile (mm)	L (mm)
ES2	EAVE SLAT-TRAUFENLEISTE-BAGUETTES POUR FIXER LES LATTES SOUS VOLIGES	2	30x40	400
ES3	EAVE SLAT-TRAUFENLEISTE-BAGUETTES POUR FIXER LES LATTES SOUS VOLIGES	2	30x40	200
SS1	STORM SLAT-STURMLEISTE -BAGUETTE DE TEMPETE TYPE 2	2	18x35	1990
SS2	STORM SLAT-STURMLEISTE -BAGUETTE DE TEMPETE TYPE 2	2	18x35	1930
	SCREWS-SCHRAUBEN-VISSER FOR-FÜR-POUR SS1, SS2	8	M8	90
	WASHER-SCHEIBE-RONDELLE FOR-FÜR-POUR SS1, SS2	8	M8	
	NUT-NUSS-ÉCROU FOR-FÜR-POUR SS1, SS2	8	M8	
	NAIL-NAGEL-CLOUS FOR-FÜR-POUR COATING FOR ROOF-BESCHICHTUNG FÜR DACH-REVÉTEMENT DE TOIT	180	ϕ2.5	20
	NAIL-NAGEL-CLOUS FOR-FÜR-POUR R1	220	ϕ2.5	60
	SCREWS-SCHRAUBEN-VIS FOR-FÜR-POUR ES1, ES2, ES3, GB1, GB2	20	ϕ4.5	50
	SCREWS-SCHRAUBEN-VIS FOR-FÜR-POUR GB1, GB2, GB3	10	ϕ4.5	70
	SCREWS-SCHRAUBEN-VIS FOR-FÜR-POUR GB1, GB2, GB3	20	ϕ4.5	90
	SCREWS-SCHRAUBEN-VIS FOR-FÜR-POUR 011, 012, 014 WA-1, WB-1, RB1	40	ϕ6.0	160
	COATING FOR ROOF-BESCHICHTUNG FÜR DACH-REVÉTEMENT DE TOIT	1,0	R = 15m	
	DOUBLEDOOR-DOPPELTÜR-DOUBLE PORTE (right-rechts-droit) ORT_ECO P	1	1600	1860
	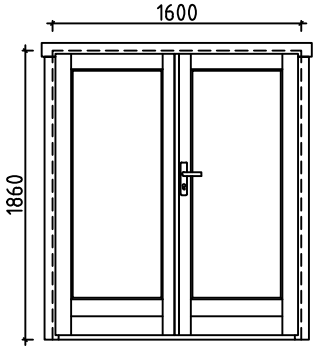 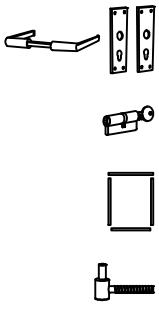	1 1 1 6		
	WINDOW-FENSTER-FENÉTRE (right-rechts-droit) ORT_ECO P	1	765	920
	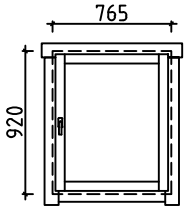 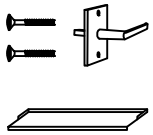	1 1 1		

House New York 9F	Material	File New York 9F.dwg	Sheet 9

#001	1	4180	1
#002	2	4180	1
#003	2	4180	13
#004		4180	1
#005	A,B	2600	2
#006	A,B	2300	2
#007	A,B	2200	2
#008	A,B	2200	26
#009	1	1935	7
#010	A,B	1378	2
#011	1,2	853	2
#012	1,2	852	2
#013	1	635	21
#014	1,2	620	8
#015	1	525	7