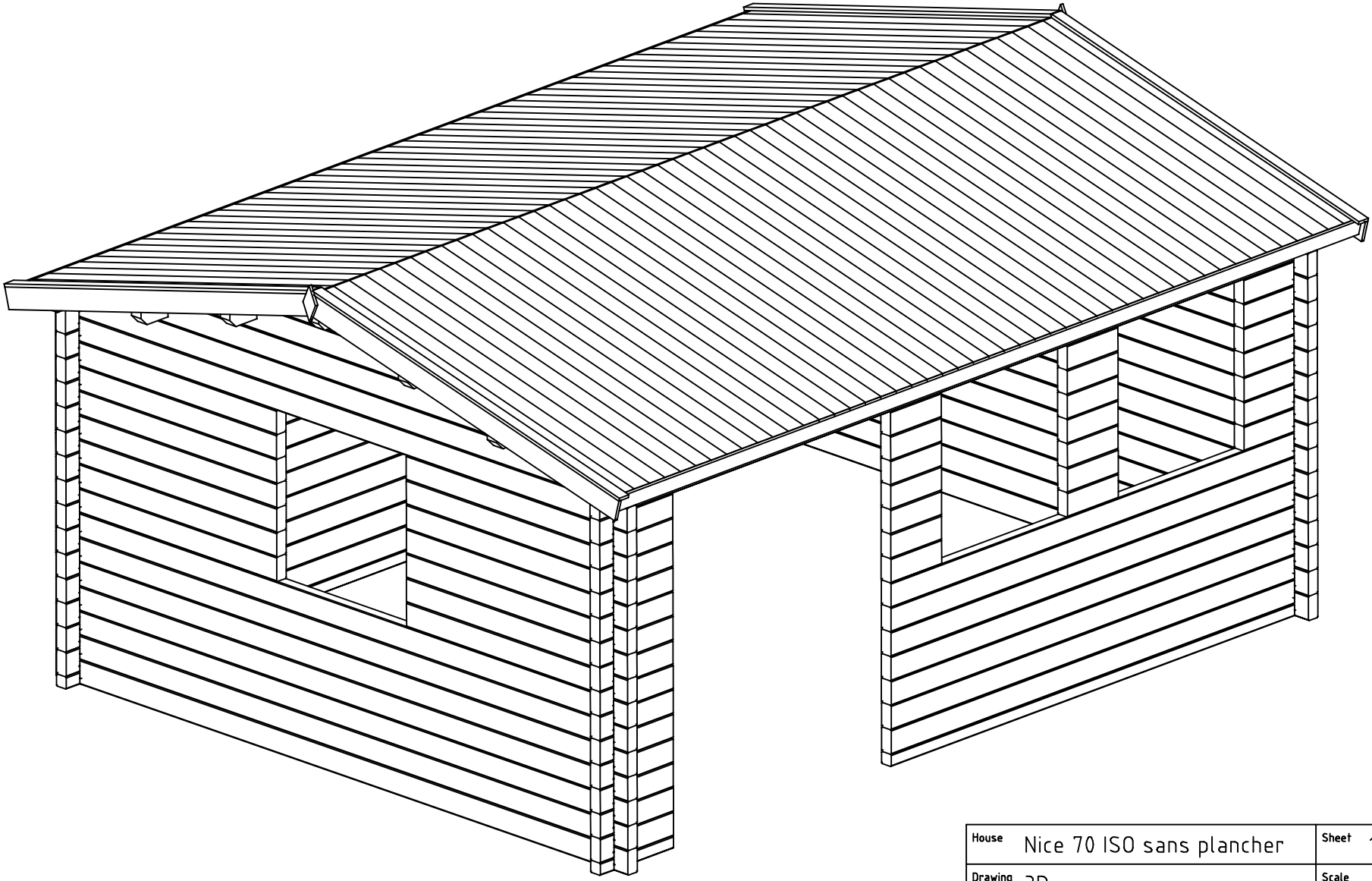

House	Nice 70 ISO sans plancher	Sheet	1
Drawing	3D	Scale	
Material	70x135	Date	22.10.2019
Drawer	RP	File	Nice 70 ISO sans plancher 3D.dwg

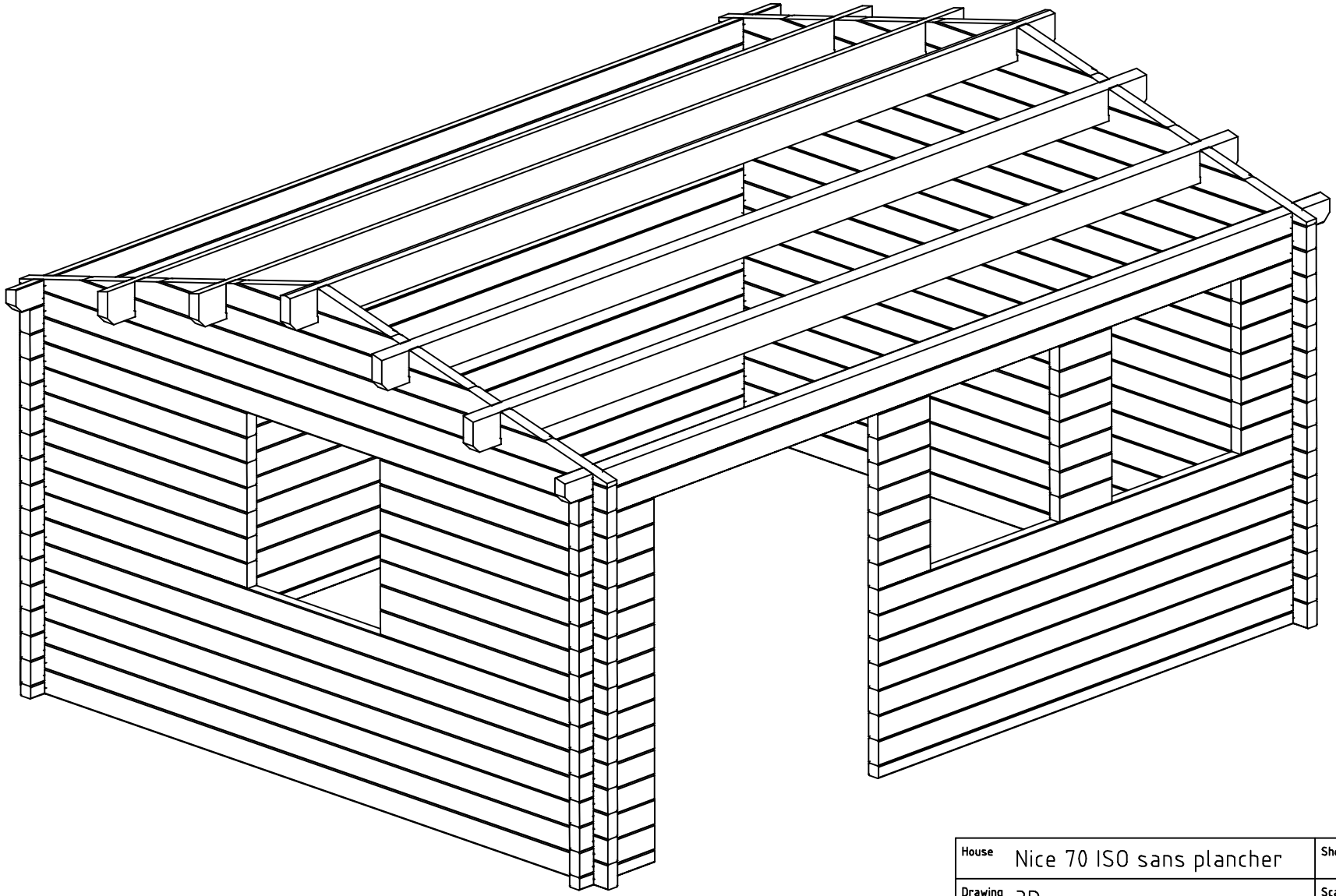

House	Nice 70 ISO sans plancher	Sheet	2
Drawing	3D	Scale	
Material	70x135	Date	22.10.2019
Drawer	RP	File	Nice 70 ISO sans plancher 3D.dwg

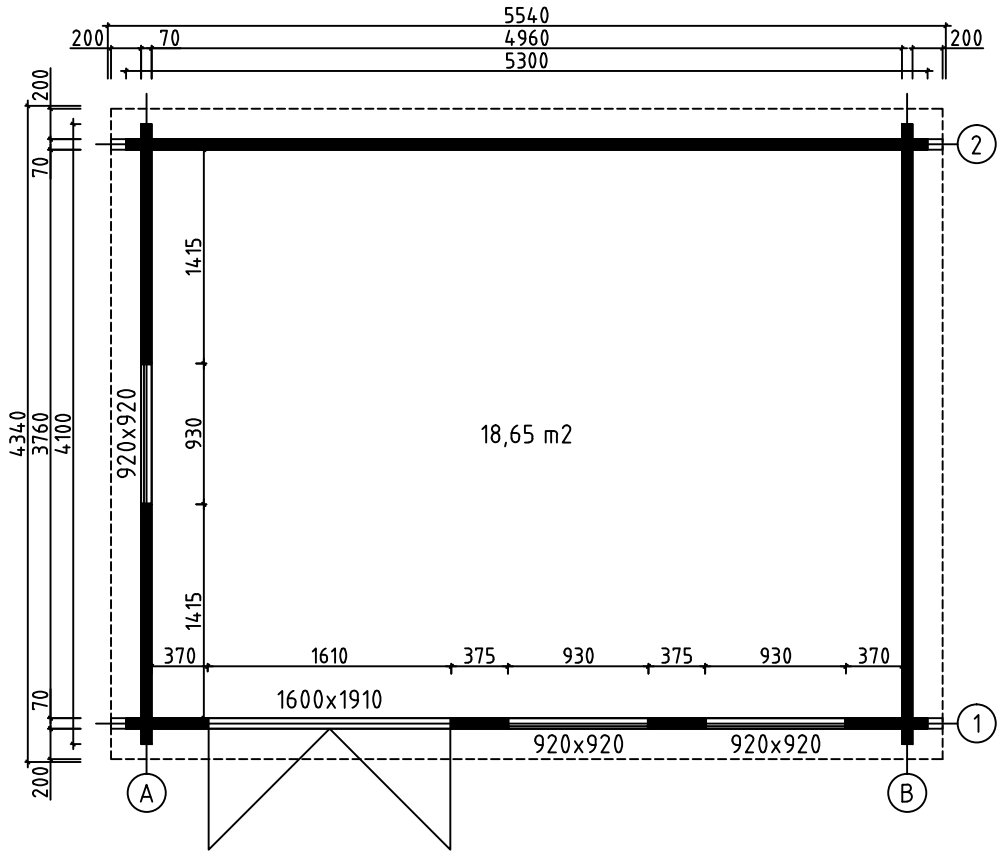

House	Nice 70 ISO sans plancher	Sheet	3
Drawing	GROUNDPLAN	Scale	1:50
Material	70x135	Date	22.10.2019
Drawer	RP	File	Nice 70 ISO sans plancher.dwg

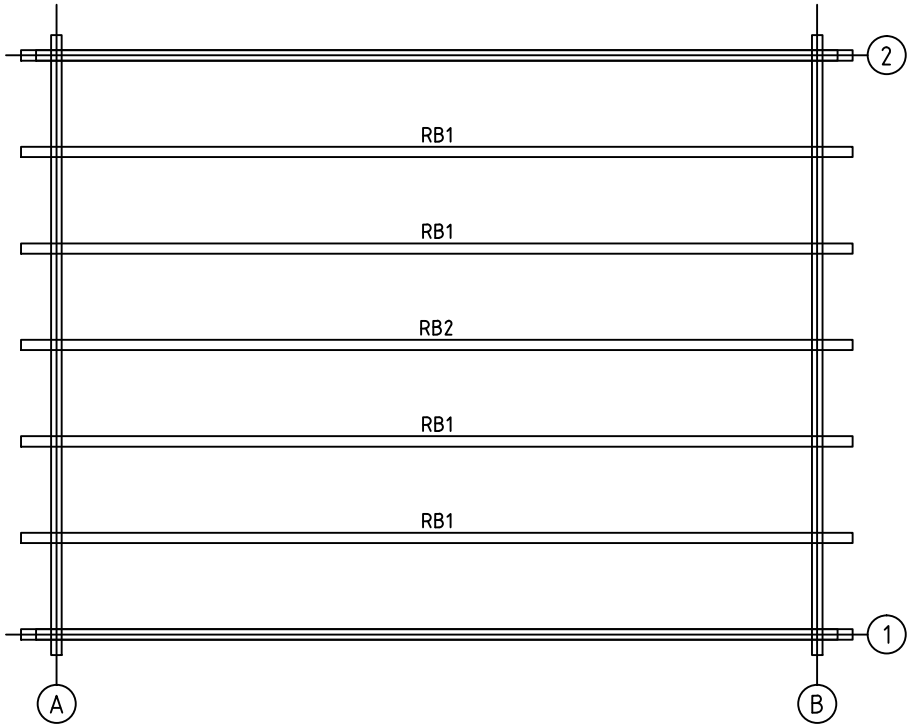

House	Nice 70 ISO sans plancher	Sheet	4
Drawing	ROOFBEAMS	Scale	1:50
Material	68x190	Date	22.10.2019
Drawer	RP	File	Nice 70 ISO sans plancher.dwg

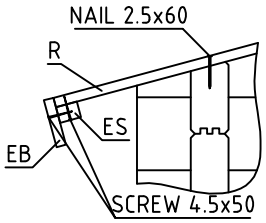

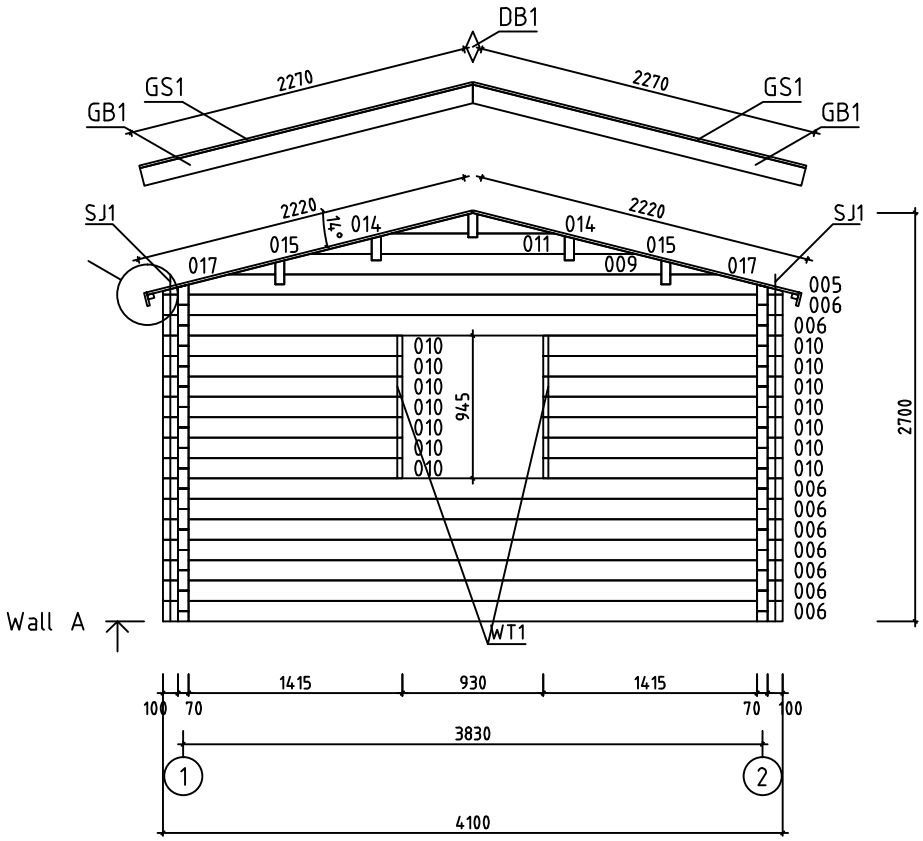

House	Nice 70 ISO sans plancher	Sheet	5
Drawing	WALL A	Scale	1:50
Material	70x135	Date	22.10.2019
Drawer	RP	File	Nice 70 ISO sans plancher.dwg

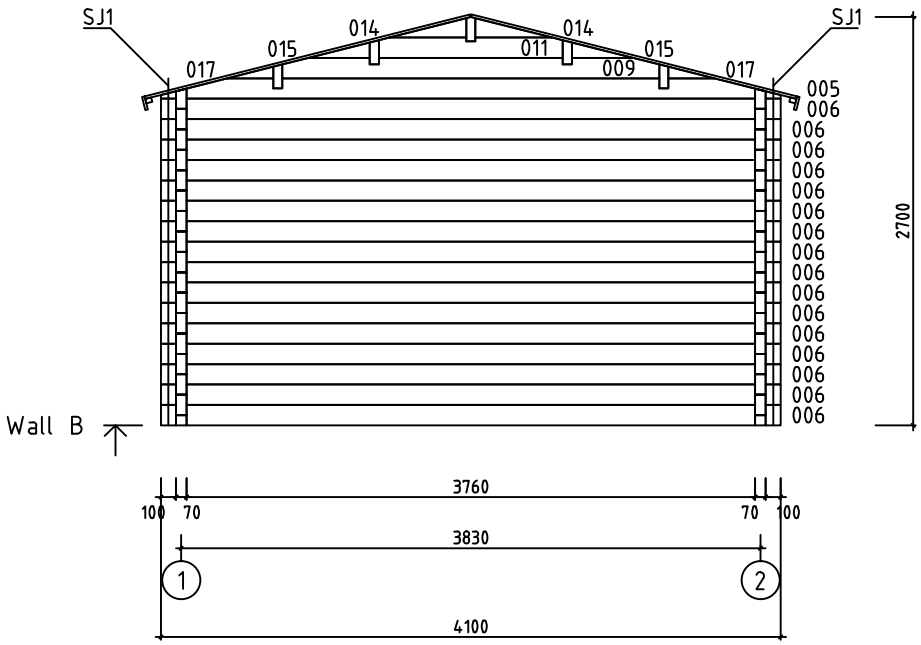

House	Nice 70 ISO sans plancher	Sheet	6
Drawing	WALL B	Scale	1:50
Material	70x135	Date	22.10.2019
Drawer	RP	File	Nice 70 ISO sans plancher.dwg

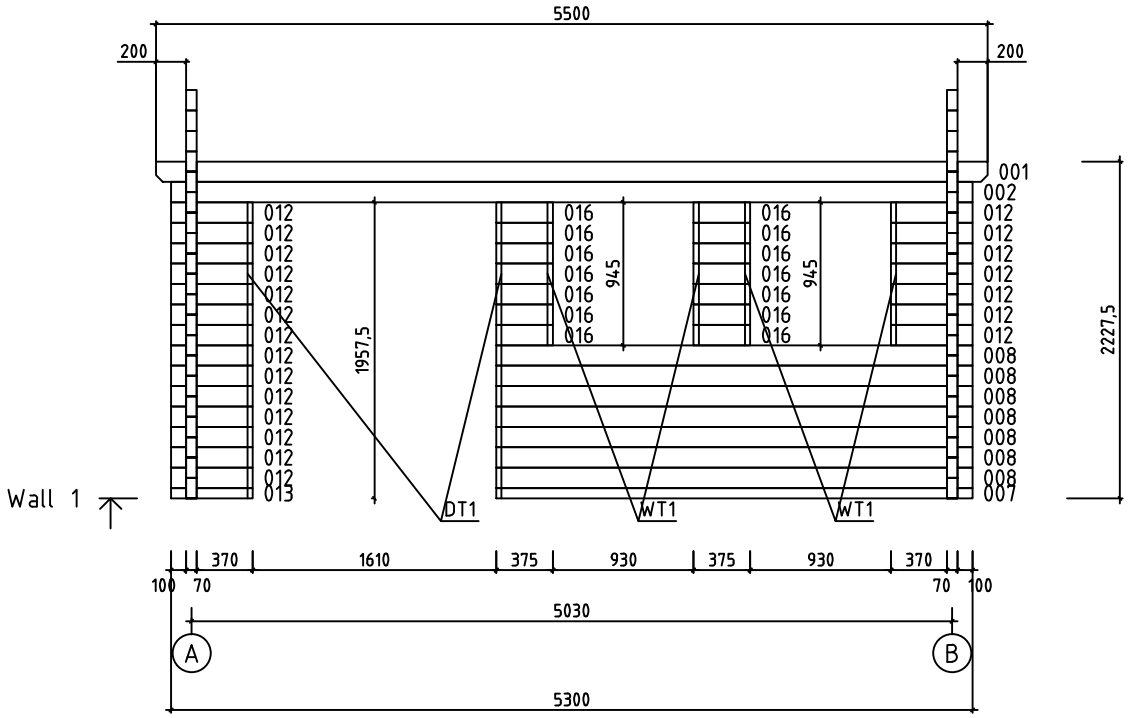

House	Nice 70 ISO sans plancher	Sheet	7
Drawing	WALL 1	Scale	1:50
Material	70x135	Date	22.10.2019
Drawer	RP	File	Nice 70 ISO sans plancher.dwg



House	Nice 70 ISO sans plancher	Sheet	8
Drawing	WALL 2	Scale	1:50
Material	70x135	Date	22.10.2019
Drawer	RP	File	Nice 70 ISO sans plancher.dwg

Pos	Specification-Bestimmung-Spécification	Pcs	Profile (mm)	L (mm)
001	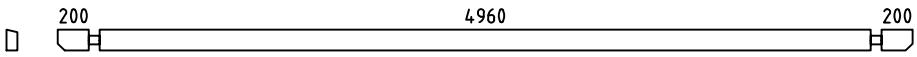	2	70x135	5500
002	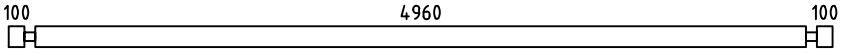	16	70x135	5300
003	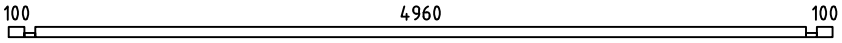	1	70x68	5300
004	SPARE BEAM-ERZATZBOHLE-MADRIER DE RÉSERVE 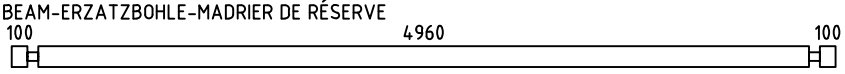	1	70x135	5300
006	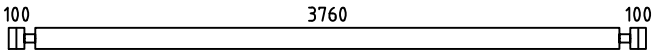	25	70x135	4100
007	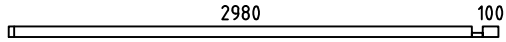	1	70x68	3150
008		7	70x135	3150
010	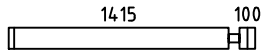	14	70x135	1585
012		21	70x135	540
013		1	70x68	540
016		14	70x135	375
WA-1 WB-1	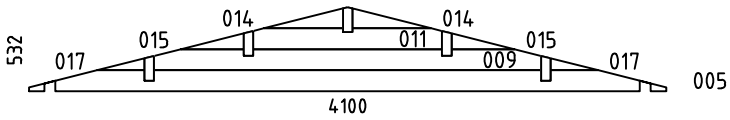	2	70x532	4100
HB	HIT BLOCK-SCHLAGHÖLZER-MADRIERS D´ASSEMBLAGE 	2	70x135	300
RB1	ROOFBEAMS-DACHBALKEN-SOLIVES DE PLAFOND 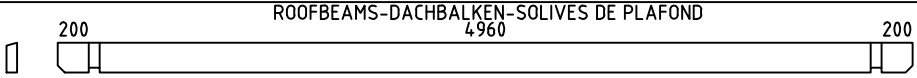	4	68x190	5500
RB2	ROOFBEAMS-DACHBALKEN-SOLIVES DE PLAFOND 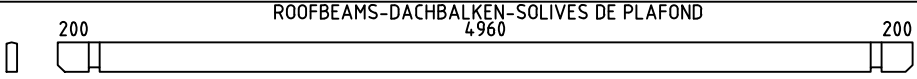	1	68x190	5500
R1	ROOFBOARD-DACHBRETT-VOLIGES  or-oder-ou	98+2 128+2	18x114 18x88	2220
GB1	GABLE BOARD-GIEBELBLENDE-PLANCHE DE RIVE 	4	18x120	2270
GS1	ROOF FELT FILLET-GIEBELLEISTE-BAGUETTES POUR FIXER LES PLANCHES DE RIVE 	4	18x70	2270
EB1	EAVE BOARD-TRAUFBRETT-LATTES SOUS VOLIGES 	4	18x90	2750
ES1	EAVE SLAT-TRAUFENLEISTE-BAGUETTES POUR FIXER LES LATTES SOUS VOLIGES 	4	30x40	2750
DB1	DIAMOND-RAUTE-ELÉMENTS DE DÉCORATION 	2	18x90	200
DT1	DOOR ASSEMBLING PROFILE-TÜR INSTALLIERUNGSPROFIL -TASSEAU DE FIXATION POUR PORTES 	2	18x25	1910
WT1	WINDOW ASSEMBLING PROFILE-FENSTER INSTALLIERUNGSPROFIL -TASSEAU DE FIXATION POUR FENÉTRE 	6	18x25	920
SJ1	SCREW JOINT-GEWINDESTANGE -TIGES FILETÉS 	4	M10	2230

House	Material	File	Sheet
Nice 70 ISO sans plancher		Nice 70 ISO sans plancher.dwg	9

Pos	Specification-Bestimmung-Spécification	PCS	Profile (mm)	L (mm)
	NAIL-NAGEL-CLOUS FOR-FÜR-POUR COATING FOR ROOF-BESCHICHTUNG FÜR DACH-REVÉTEMENT DE TOIT	330	ϕ2.5	20
	NAIL-NAGEL-CLOUS FOR-FÜR-POUR R1 	520	ϕ2.5	60
	SCREWS-SCHRAUBEN-VIS FOR-FÜR-POUR GB1, GS1, EB1, ES1, DB1	80	ϕ4.5	50
	SCREWS-SCHRAUBEN-VIS FOR-FÜR-POUR WA-1, WB-1, RB1, RB2 	30	ϕ6.0	160
	COATING FOR ROOF-BESCHICHTUNG FÜR DACH-REVÉTEMENT DE TOIT 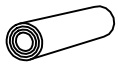	3,0	R = 15m	
	DOUBLEDOOR-DOPPELTÜR-DOUBLE PORTE (left-links-gauche) ORT__1H V 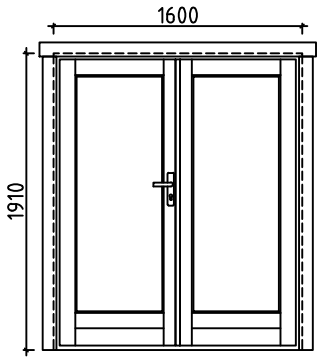 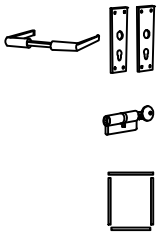	1 1 1 1	1600	1910
	WINDOW-FENSTER-FENÉTRE (2x right-rechts-droit; 1x left-links-gauche) ORT__1H P+V 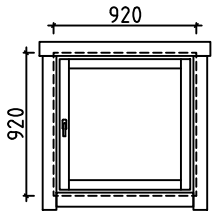 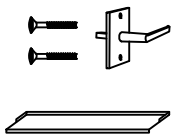	2+1 3 3	920	920

House	Nice 70 ISO sans plancher	Material	File	Nice 70 ISO sans plancher.dwg	Sheet	10

#001	1,2	5500	2
#002	1,2	5300	16
#003	2	5300	1
#004		5300	1
#005	A,B	4100	2
#006	A,B	4100	25
#007	1	3150	1
#008	1	3150	7
#009	A,B	2492	2
#010	A	1585	14
#011	A,B	1216	2
#012	1	540	21
#013	1	540	1
#014	A,B	507	4
#015	A,B	406	4
#016	1	375	14
#017	A,B	305	4