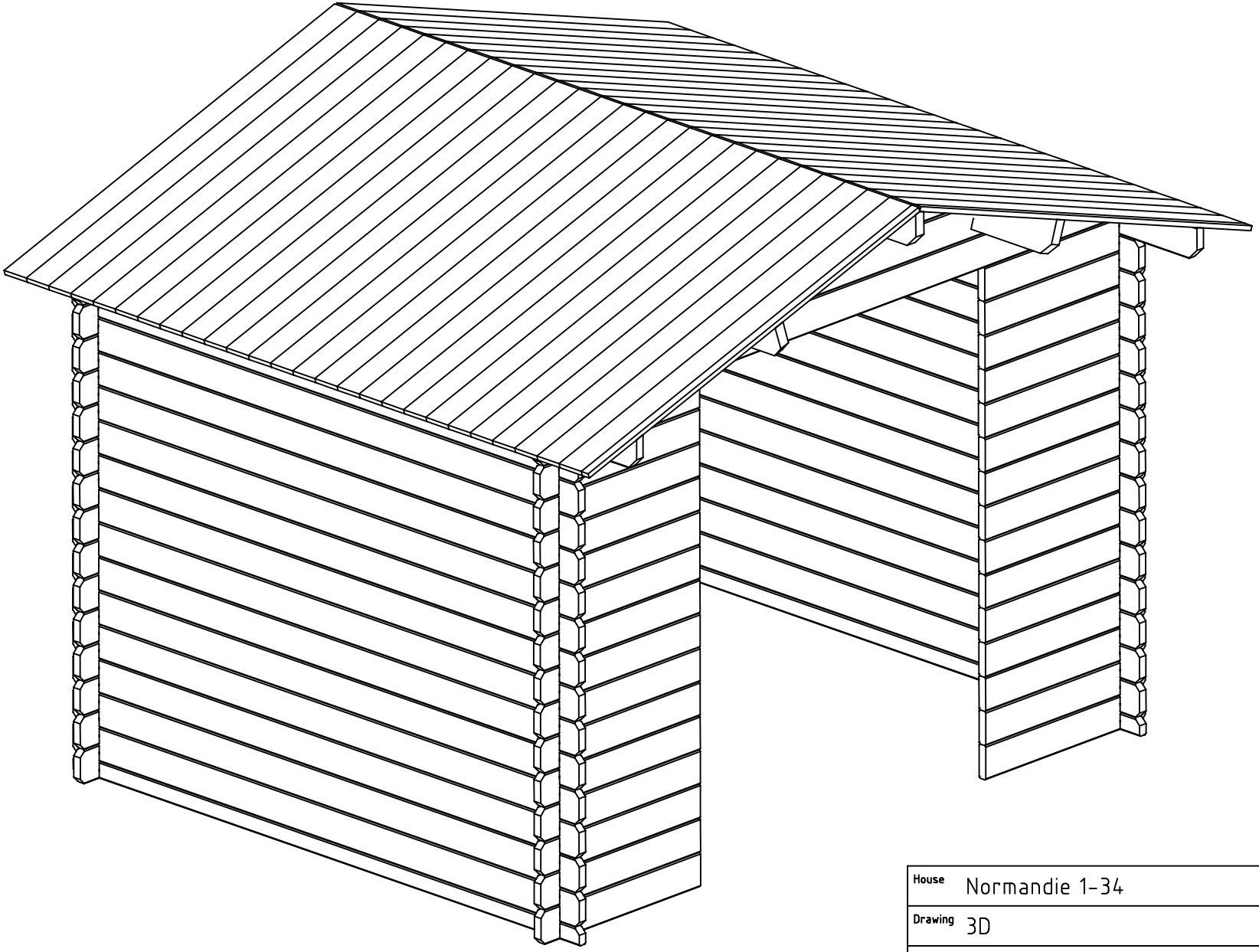

| | | | |
|---|---|---|---|
| House | Normandie 1-34 | Sheet | 1 |
| Drawing | 3D | Scale | |
| Material | 34x135 | Date | 23.02.2015 |
| Drawer | RP | File | Normandie 1-34 3D.dwg |

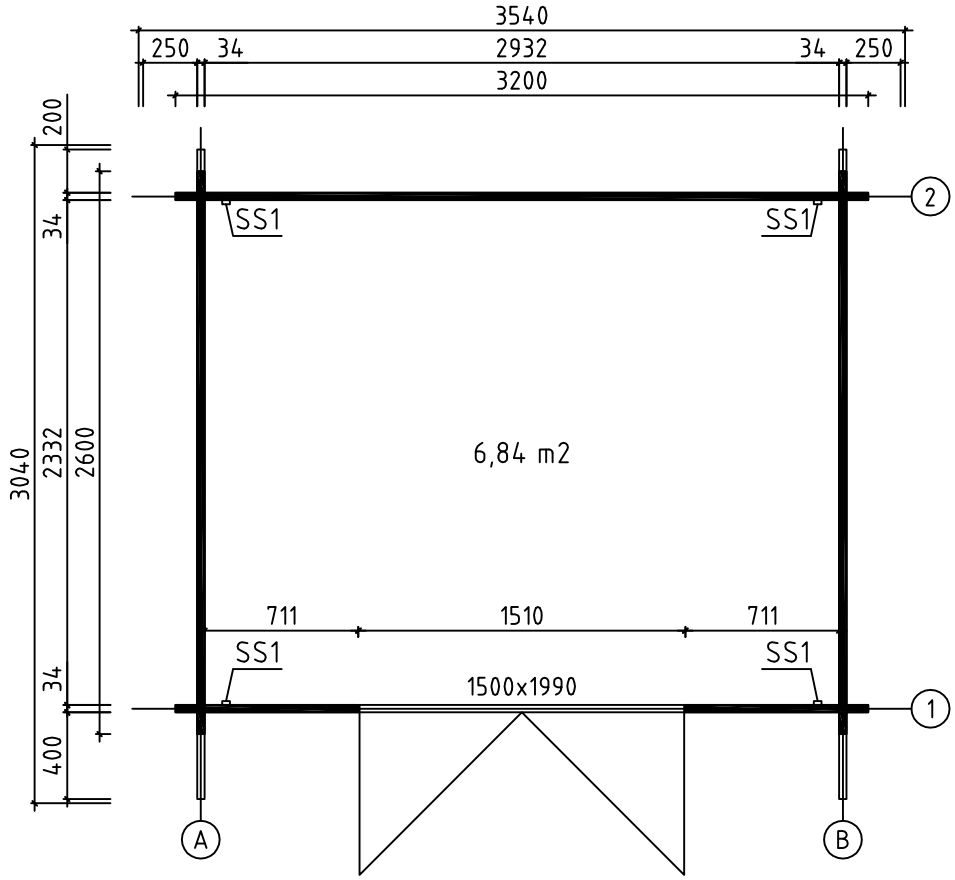


| | | | |
|---|---|---|---|
| House | Normandie 1-34 | Sheet | 2 |
| Drawing | PLAN DE MASSE | Scale | 1:35 |
| Material | 34x135 | Date | 23.01.2015 |
| Drawer | RP | File | Normandie 1-34.dwg |

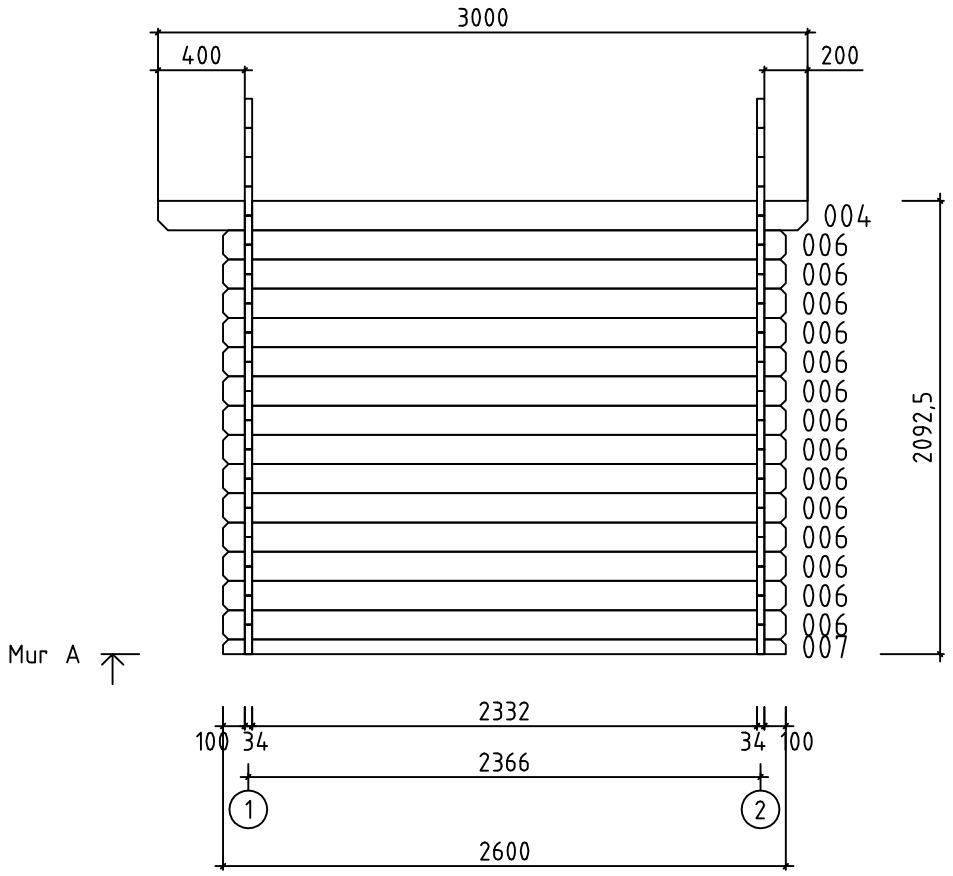


| | | | |
|---|---|---|---|
| House | Normandie 1-34 | Sheet | 3 |
| Drawing | MUR A | Scale | 1:35 |
| Material | 34x135 | Date | 23.01.2015 |
| Drawer | RP | File | Normandie 1-34.dwg |

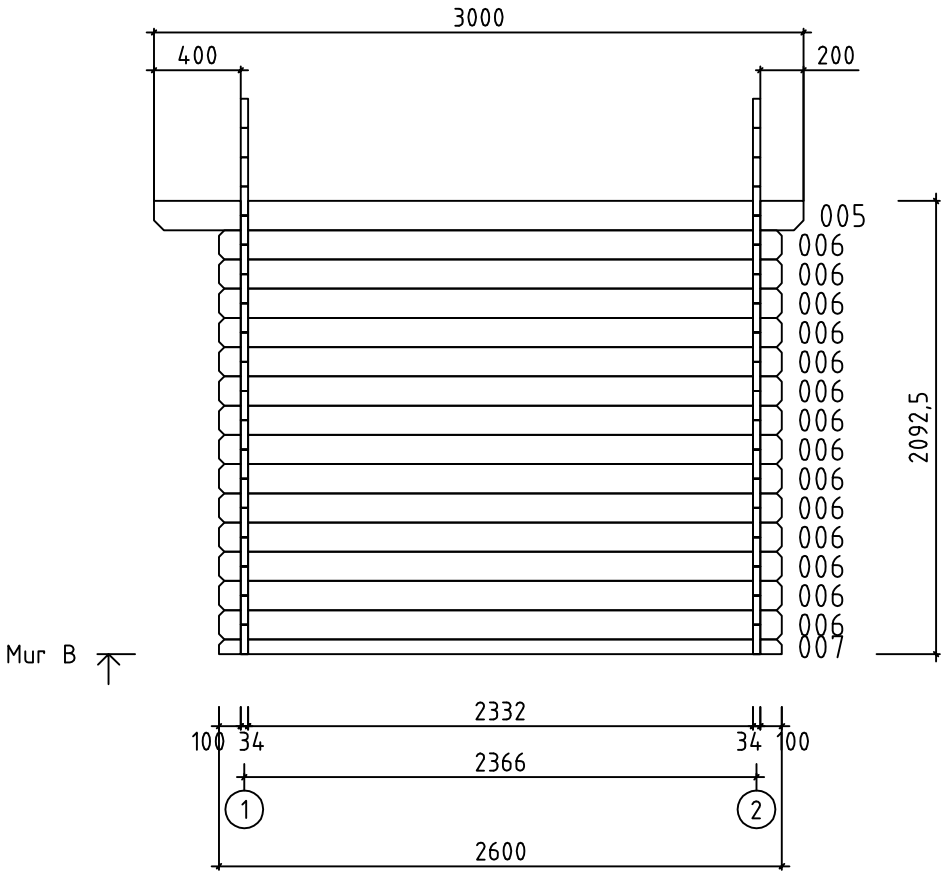


| | | | |
|---|---|---|---|
| House | Normandie 1-34 | Sheet | 4 |
| Drawing | MUR B | Scale | 1:35 |
| Material | 34x135 | Date | 23.01.2015 |
| Drawer | RP | File | Normandie 1-34.dwg |

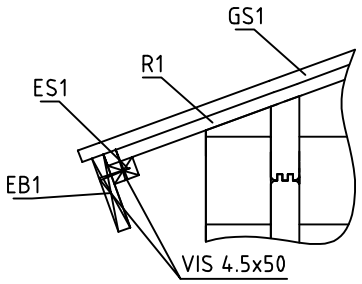


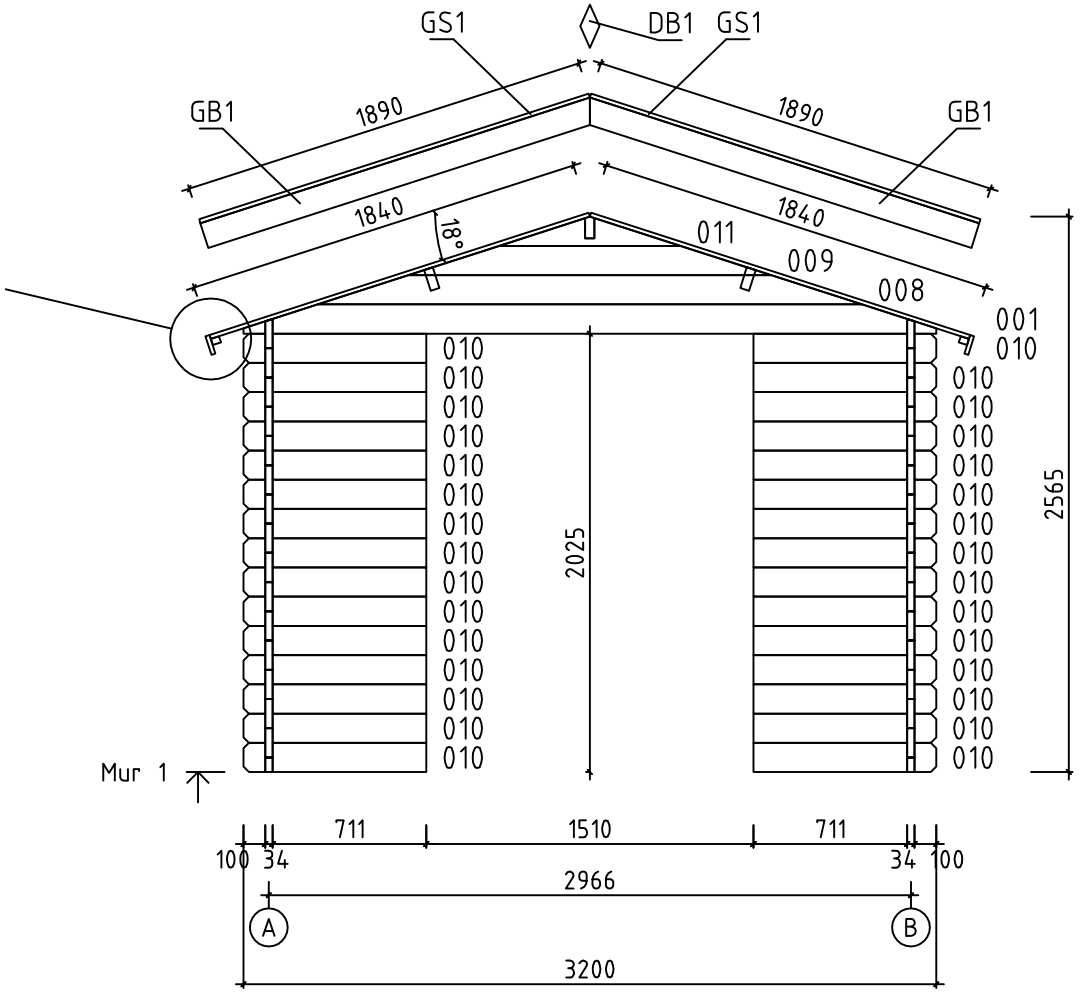
GS1
DB1
GS1
GB1
1890
1890
GB1
1840
18°
1840
011
009
008
001
010
010
010

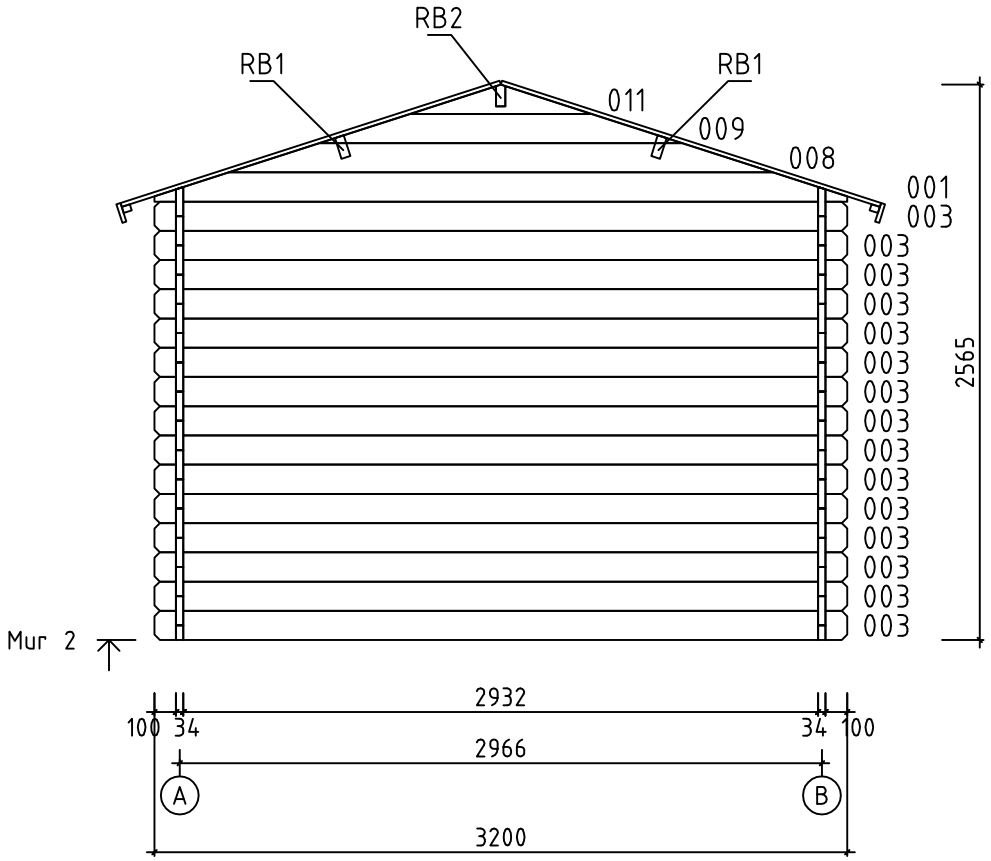


| | | | |
|---|---|---|---|
| House | Normandie 1-34 | Sheet | 6 |
| Drawing | MUR 2 | Scale | 1:35 |
| Material | 34x135 | Date | 23.01.2015 |
| Drawer | RP | File | Normandie 1-34.dwg |

| Pos | Spécification | Unités | Profil (mm) | L (mm) |
|---|---|---|---|---|
| 002 | MADRIER DE RÉSERVE 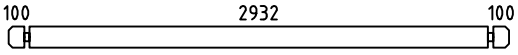  | 1 | 34x135 | 3200 |
| 003 | 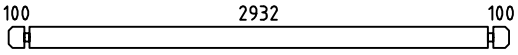  | 15 | 34x135 | 3200 |
| 004 | 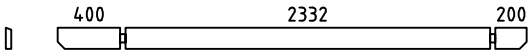  | 1 | 34x135 | 3000 |
| 005 | 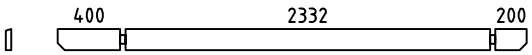  | 1 | 34x135 | 3000 |
| 006 | 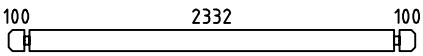  | 28 | 34x135 | 2600 |
| 007 | 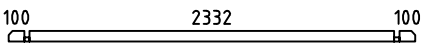  | 2 | 34x68 | 2600 |
| 010 | 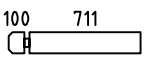  | 30 | 34x135 | 845 |
| W1-1<br>W2-1 | 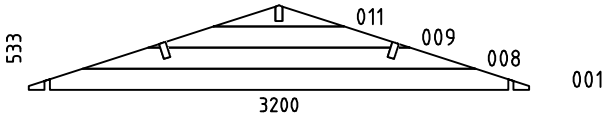  | 2 | 34x533 | 3200 |
| HB | MADRIERS D´ASSEMBLAGE  | 2 | 34x135 | 300 |
| RB1 | SOLIVES DE PLAFOND   | 2 | 43x140 | 3000 |
| RB2 | SOLIVES DE PLAFOND   | 1 | 43x140 | 3000 |
| R1 | VOLIGES  ou | 54+2<br>70+2 | 114x19<br>88x19 | 1840 |
| GB1 | PLANCHE DE RIVE   | 4 | 19x120 | 1890 |
| GS1 | BAGUETTES POUR FIXER LES PLANCHES DE RIVE  | 4 | 19x70 | 1890 |
| EB1 | LATTES SOUS VOLIGES  | 2 | 19x90 | 3000 |
| ES1 | BAGUETTES POUR FIXER LES LATTES SOUS VOLIGES  | 2 | 30x40 | 3000 |
| DB1 | ELÉMENTS DE DÉCORATION  | 2 | 19x90 | 200 |
| SS1 | BAGUETTE DE TEMPETE  TYPE 2 | 4 | 19x35 | 1990 |
| | VISSER POUR SS1  | 8 | M8 | 70 |
| | RONDELLE POUR SS1  | 8 | M8 | |
| | ÉCROU POUR SS1  | 8 | M8 | |
| | CLOUS POUR R1  | 220 | ⌀2.5 | 60 |
| | CLOUS POUR LE REVÉTEMENT DE TOIT  | 180 | ⌀2.5 | 20 |
| | VIS POUR GB1, GS1, EB1, ES1, DB1  | 60 | ⌀4.5 | 50 |

| House Normandie 1-34 | Material | File Normandie 1-34.dwg | Sheet 1/1 |
|---|---|---|---|

| Pos | Spécification | Unités | Profil (mm) | L (mm) |
|---|---|---|---|---|
| | VIS POUR RB1, RB2, W1-1, W2-1  | 22 | Ø6.0 | 160 |
| | REVÉTEMENT DE TOIT R = 15m 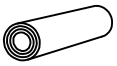 | 1,0 | | |
| | POIGNÉE DE PORTE (EN KIT) 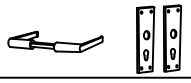 | 1 | | |
| | SERRURE DE PORTE + CLÉS  | 1 | | |
| | BORDURE DE PORTE  | 1 | | |
| | CHARNIERES PORTE  | 6 | | |
| | CROISILLONS POUR DOUBLE PORTE  | 2 | | |
| | DOUBLE PORTE (gauche) AST__PL V 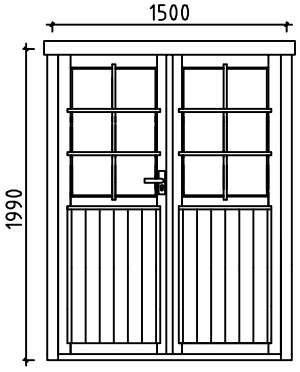  | 1 | 1500 | 1990 |

| House Normandie 1-34 | Material | File Normandie 1-34.dwg | Sheet 8 |
|---|---|---|---|

| | | | |
|---|---|---|---|
| #001 | B | 3300 | 1 |
| #002 | A | 3300 | 1 |
| #003 | 1,2 | 3200 | 2 |
| #004 | | 3200 | 1 |
| #005 | 2 | 3200 | 15 |
| #006 | A,B | 2900 | 2 |
| #007 | A,B | 2600 | 2 |
| #008 | A,B | 2600 | 26 |
| #009 | 1,2 | 2513 | 2 |
| #010 | 1,2 | 1675 | 2 |
| #011 | 1 | 845 | 30 |
| #012 | 1,2 | 838 | 2 |