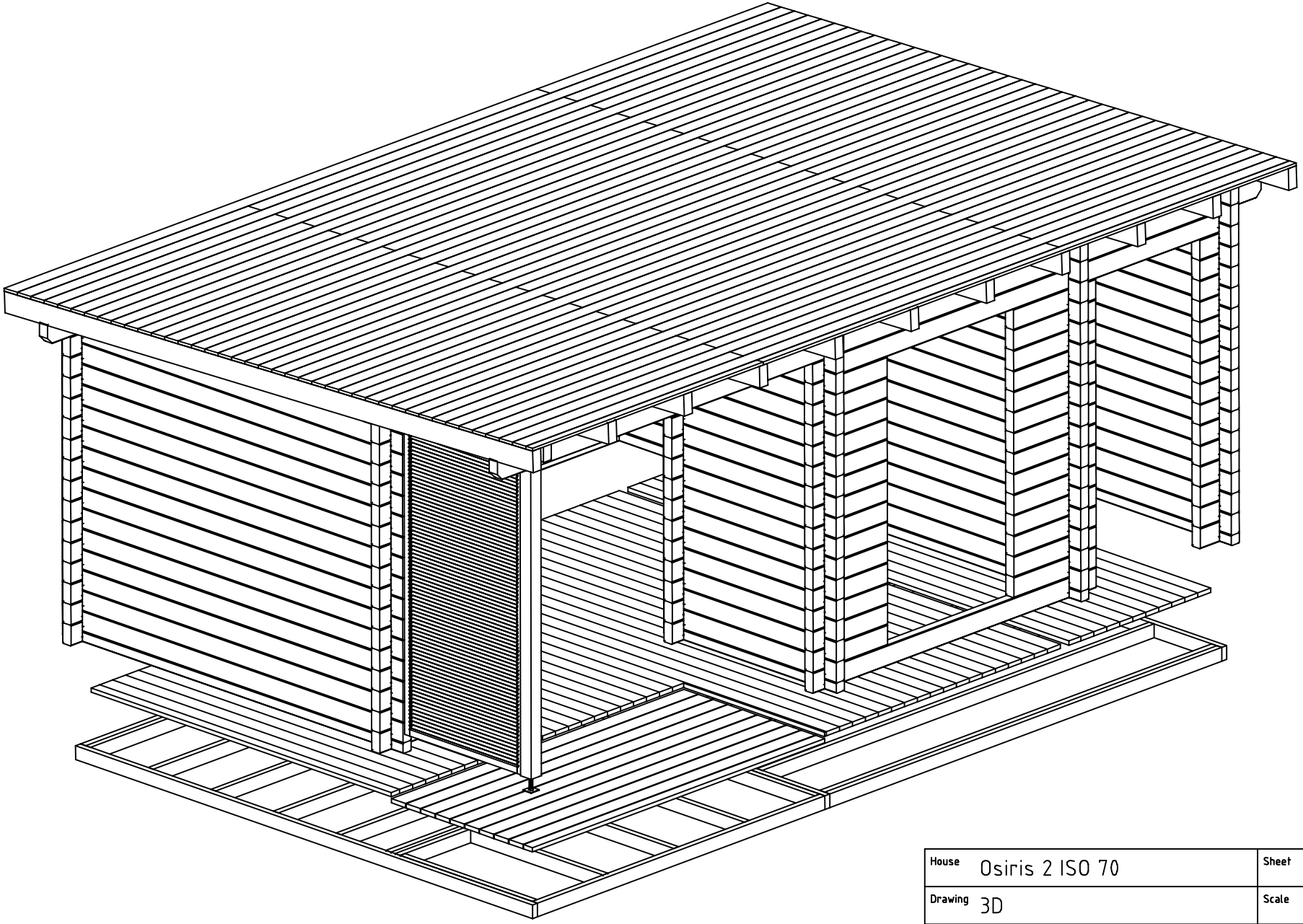

House	Osiris 2 ISO 70	Sheet	1
Drawing	3D	Scale	
Material	70x135	Date	09.04.2014
Drawer	RP	File	Osiris 2 ISO 70 3D.dwg

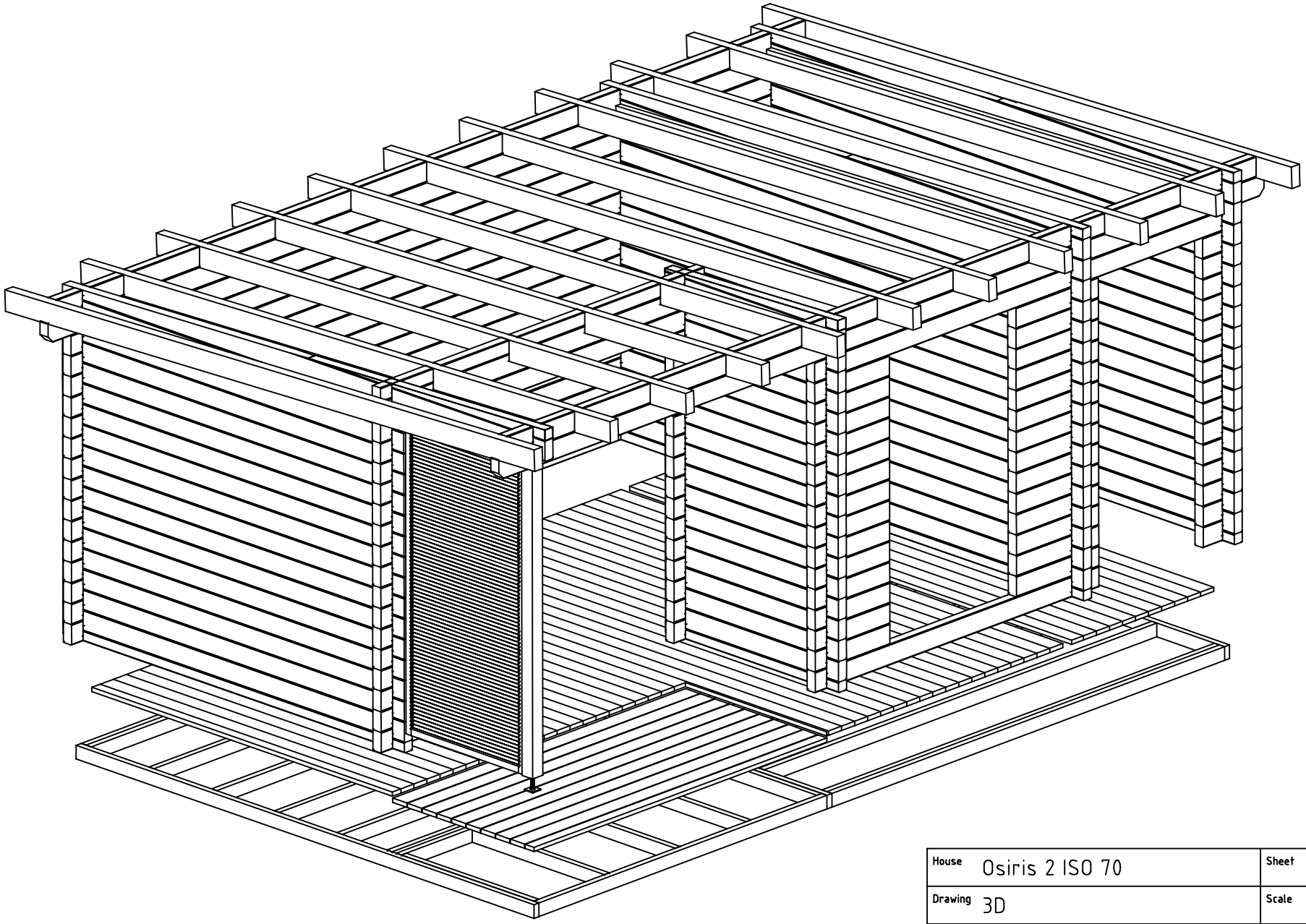

House	Osiris 2 ISO 70	Sheet	2
Drawing	3D	Scale	
Material	70x135	Date	09.04.2014
Drawer	RP	File	Osiris 2 ISO 70 3D.dwg

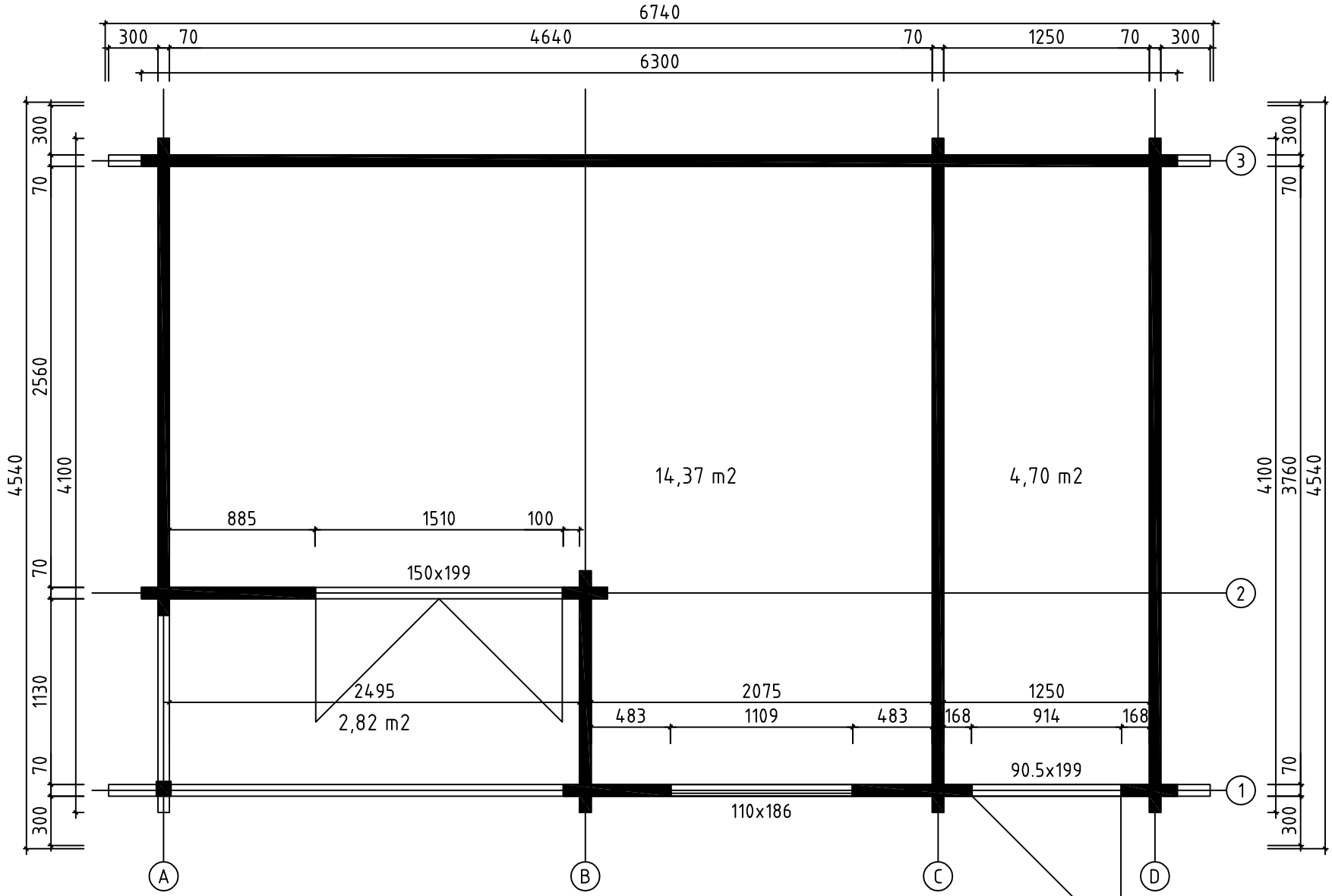

House	Osiris 2 ISO 70	Sheet	3
Drawing	PLAN DE MASSE	Scale	1:35
Material	70x135	Date	09.04.2014
Drawer	RP	File	Osiris 2 ISO 70.dwg

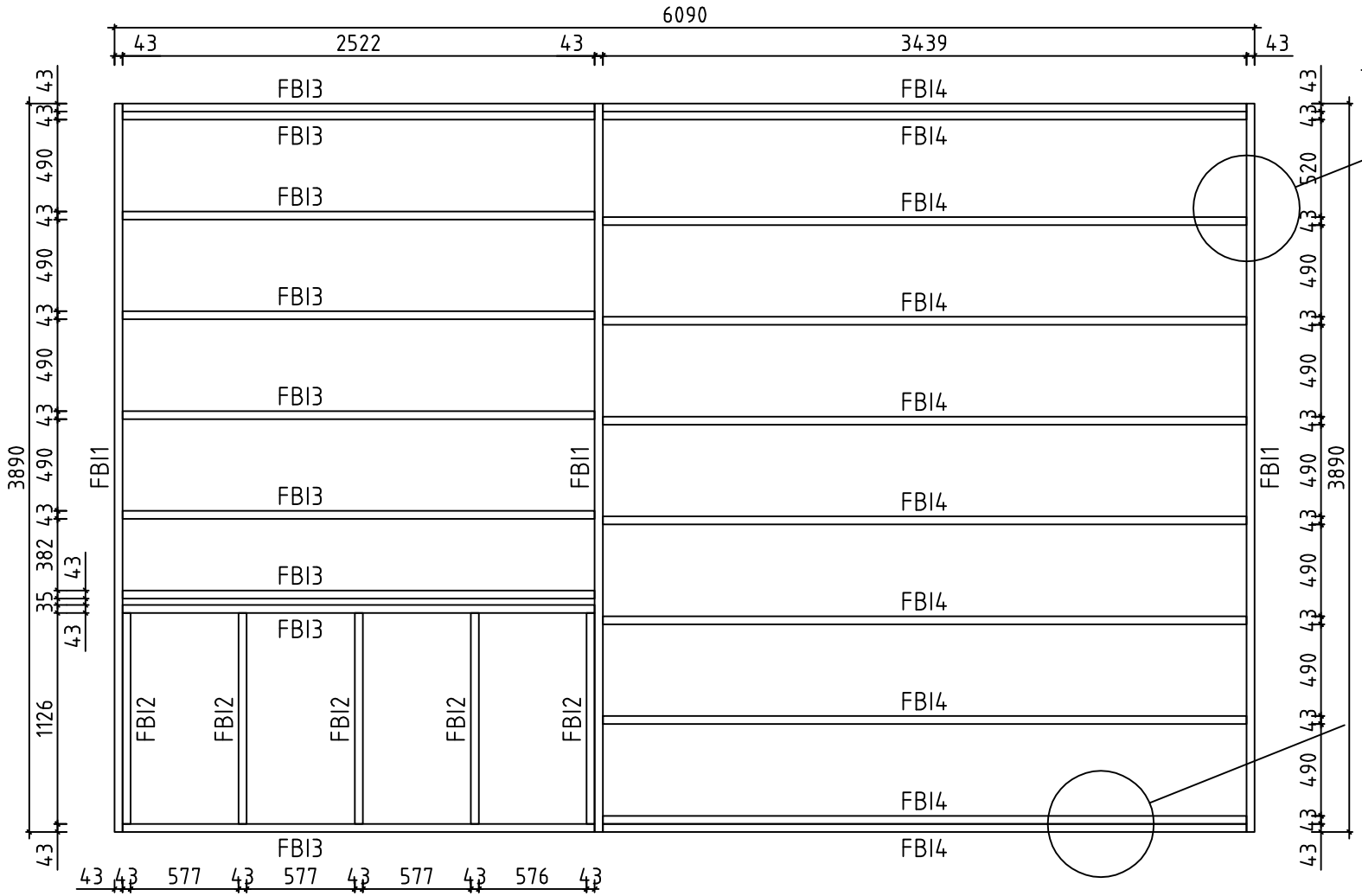

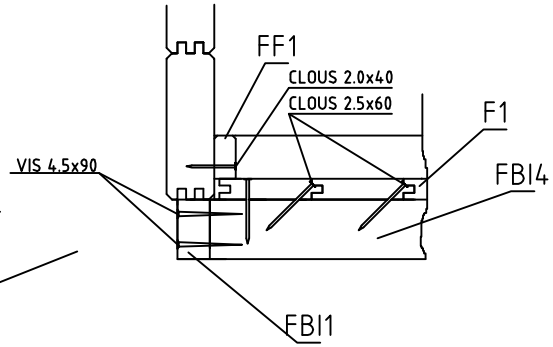

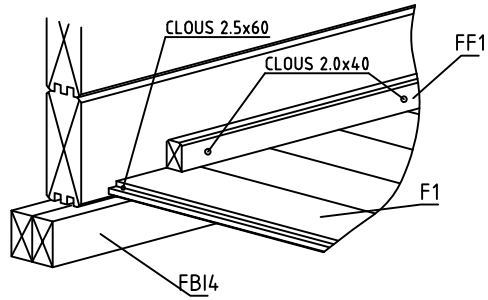

House	Osiris 2 ISO 70	Sheet	4
Drawing	FONDATION	Scale	1:35
Material	43x90	Date	09.04.2014
Drawer	RP	File	Osiris 2 ISO 70.dwg

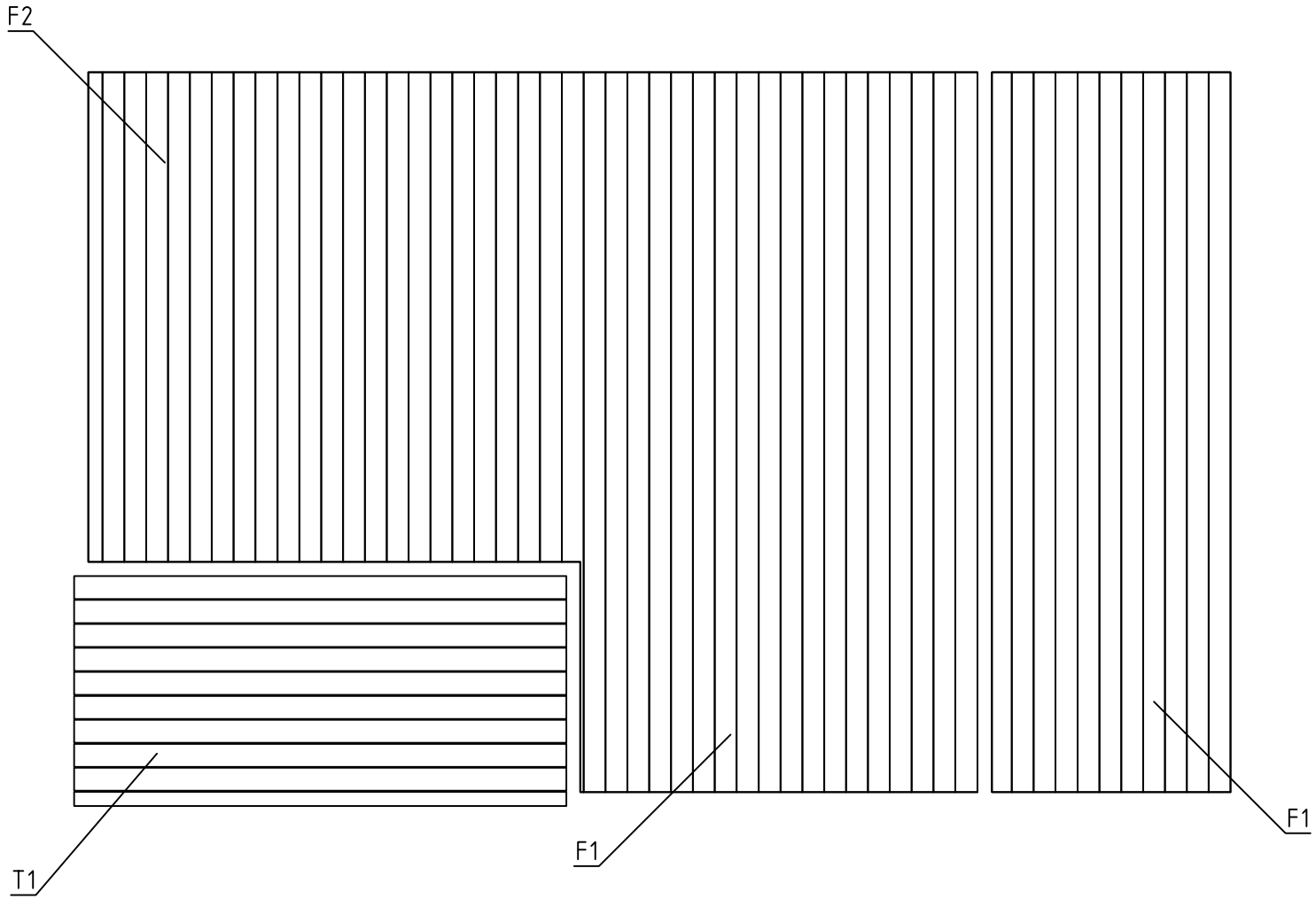

House	Osiris 2 ISO 70	Sheet	5
Drawing	PLAN POSE PLANCHER	Scale	1:35
Material	114x28, 120x28	Date	09.04.2014
Drawer	RP	File	Osiris 2 ISO 70.dwg

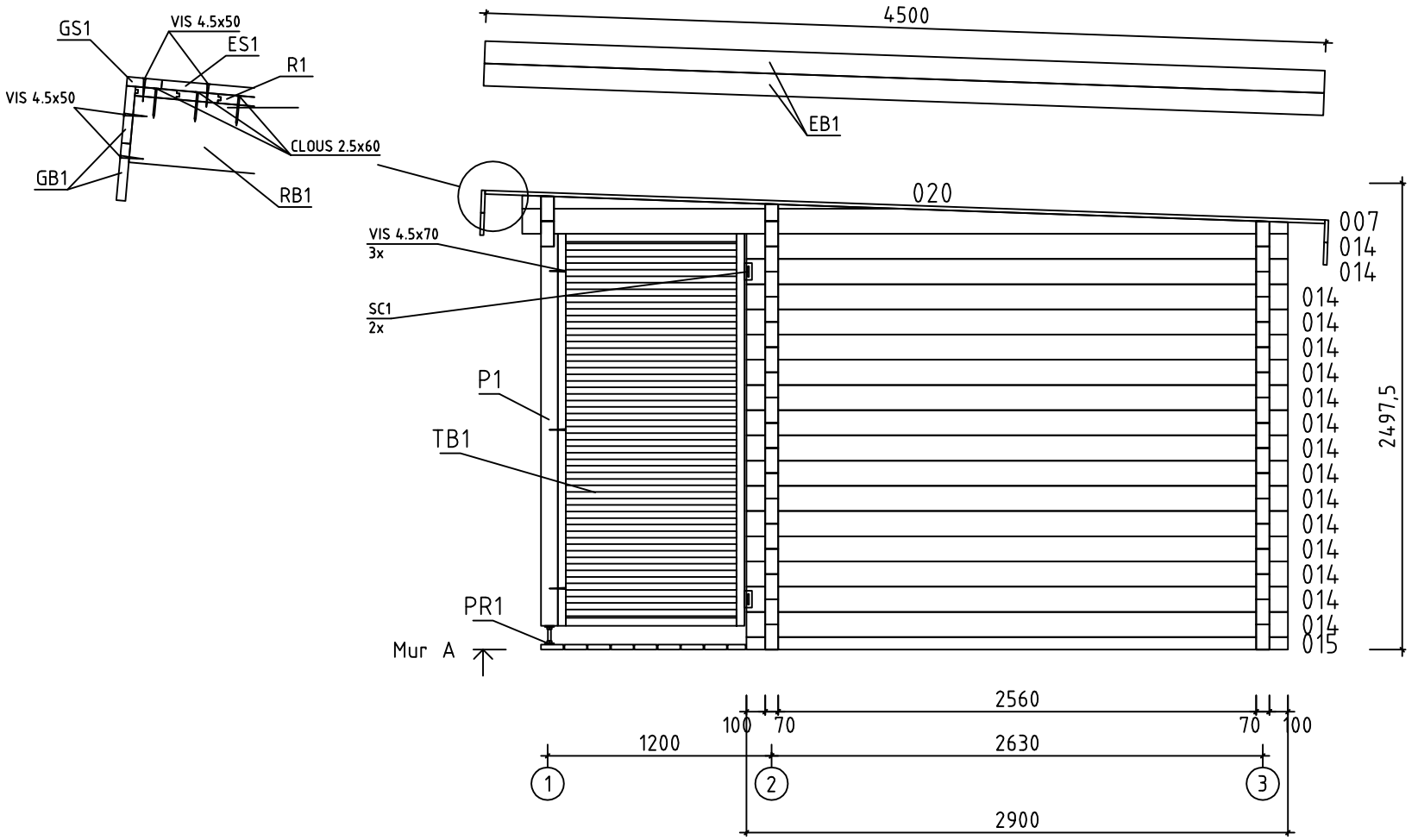

House	Osiris 2 ISO 70	Sheet	6
Drawing	MUR A	Scale	1:35
Material	70x135	Date	09.04.2014
Drawer	RP	File	Osiris 2 ISO 70.dwg

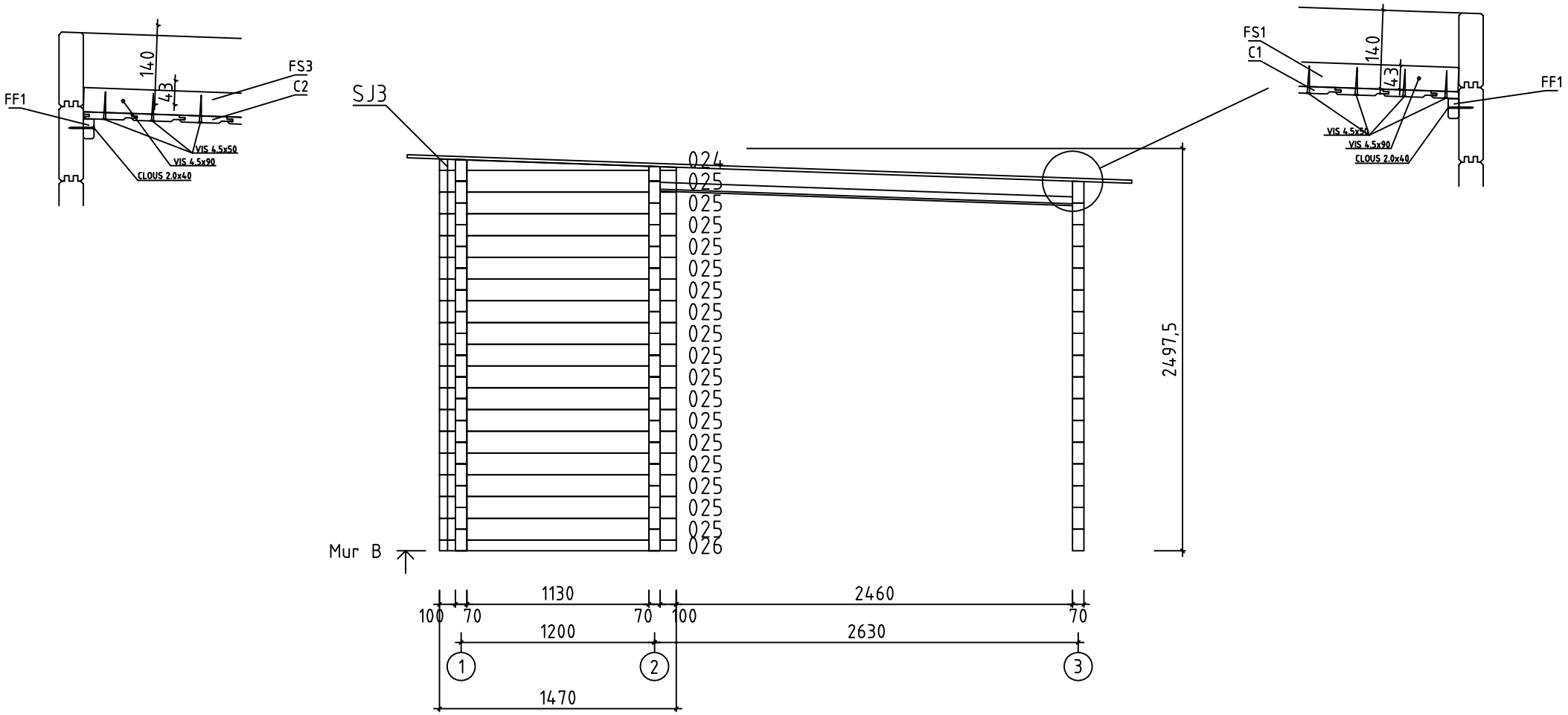

House	Osiris 2 ISO 70	Sheet	7
Drawing	MUR B	Scale	1:35
Material	70x135	Date	09.04.2014
Drawer	RP	File	Osiris 2 ISO 70.dwg

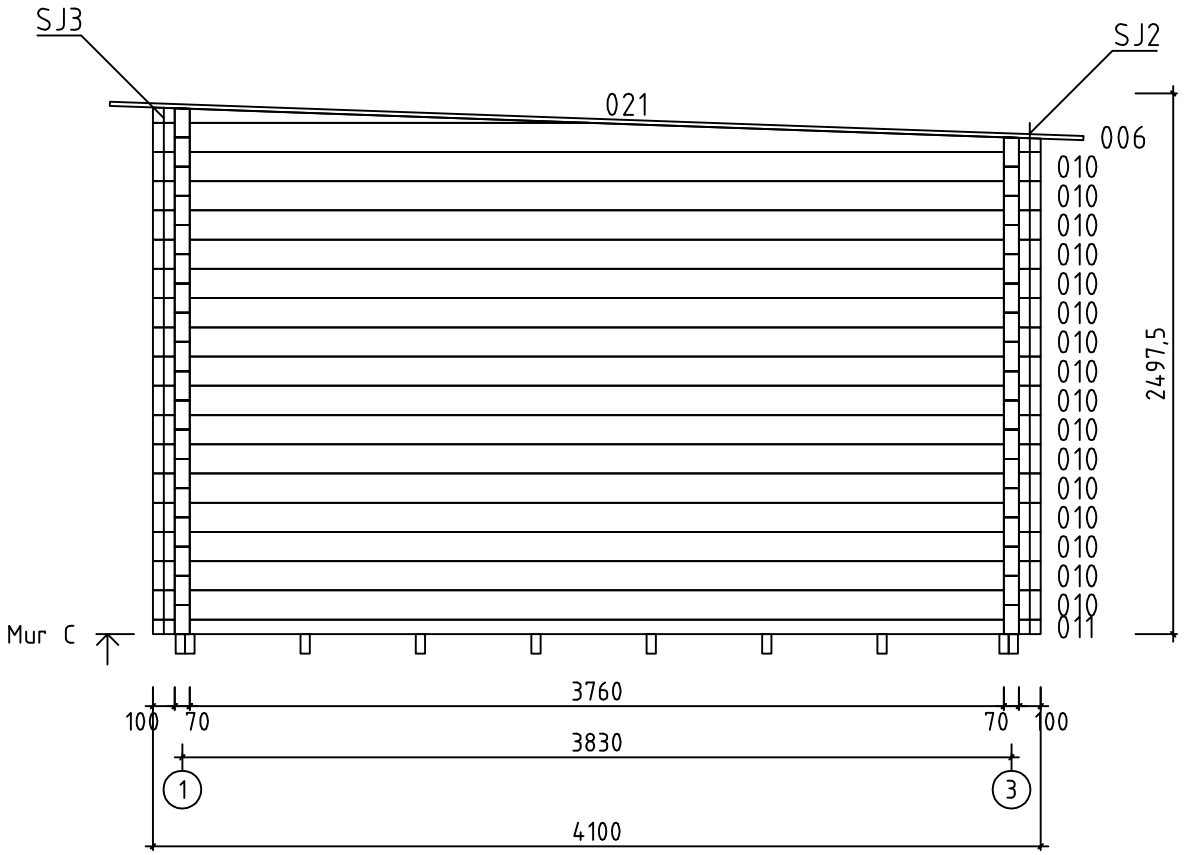

House	Osiris 2 ISO 70	Sheet	8
Drawing	MUR C	Scale	1:35
Material	70x135	Date	09.04.2014
Drawer	RP	File	Osiris 2 ISO 70.dwg

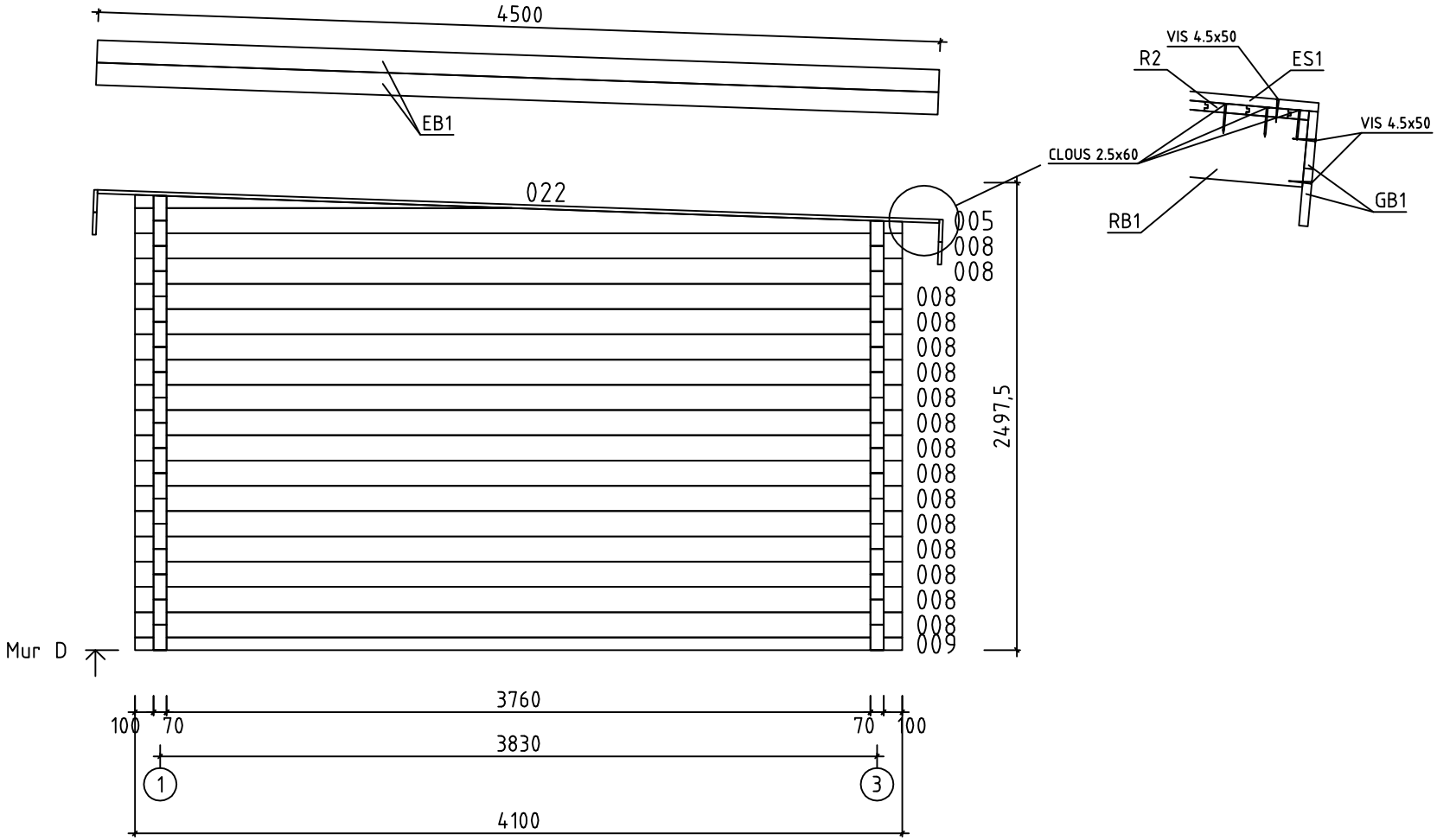

House	Osiris 2 ISO 70	Sheet	9
Drawing	MUR D	Scale	1:35
Material	70x135	Date	09.04.2014
Drawer	RP	File	Osiris 2 ISO 70.dwg

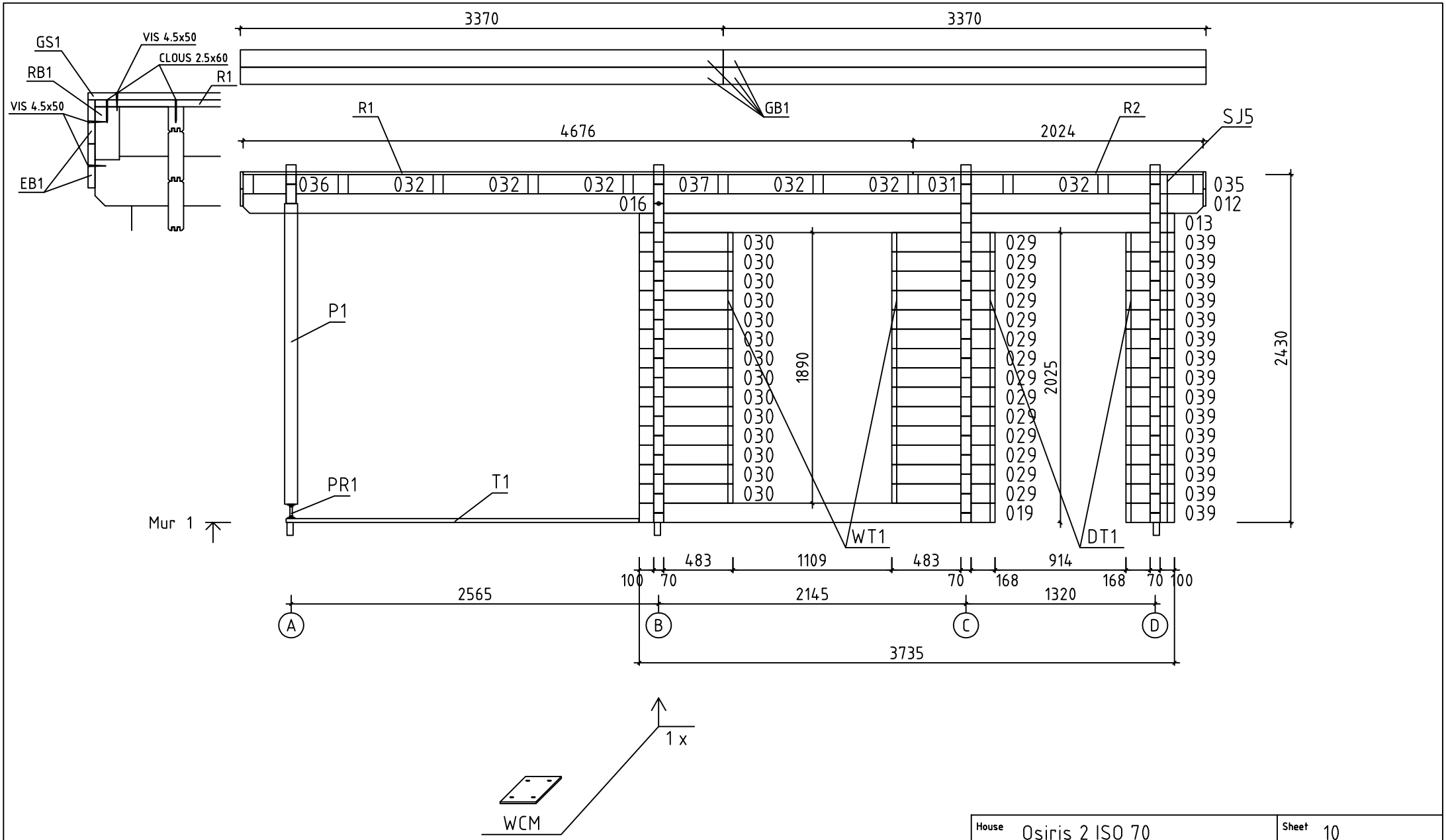

House	Osiris 2 ISO 70	Sheet	10
Drawing	MUR 1	Scale	1:35
Material	70x135	Date	09.04.2014
Drawer	RP	File	Osiris 2 ISO 70.dwg

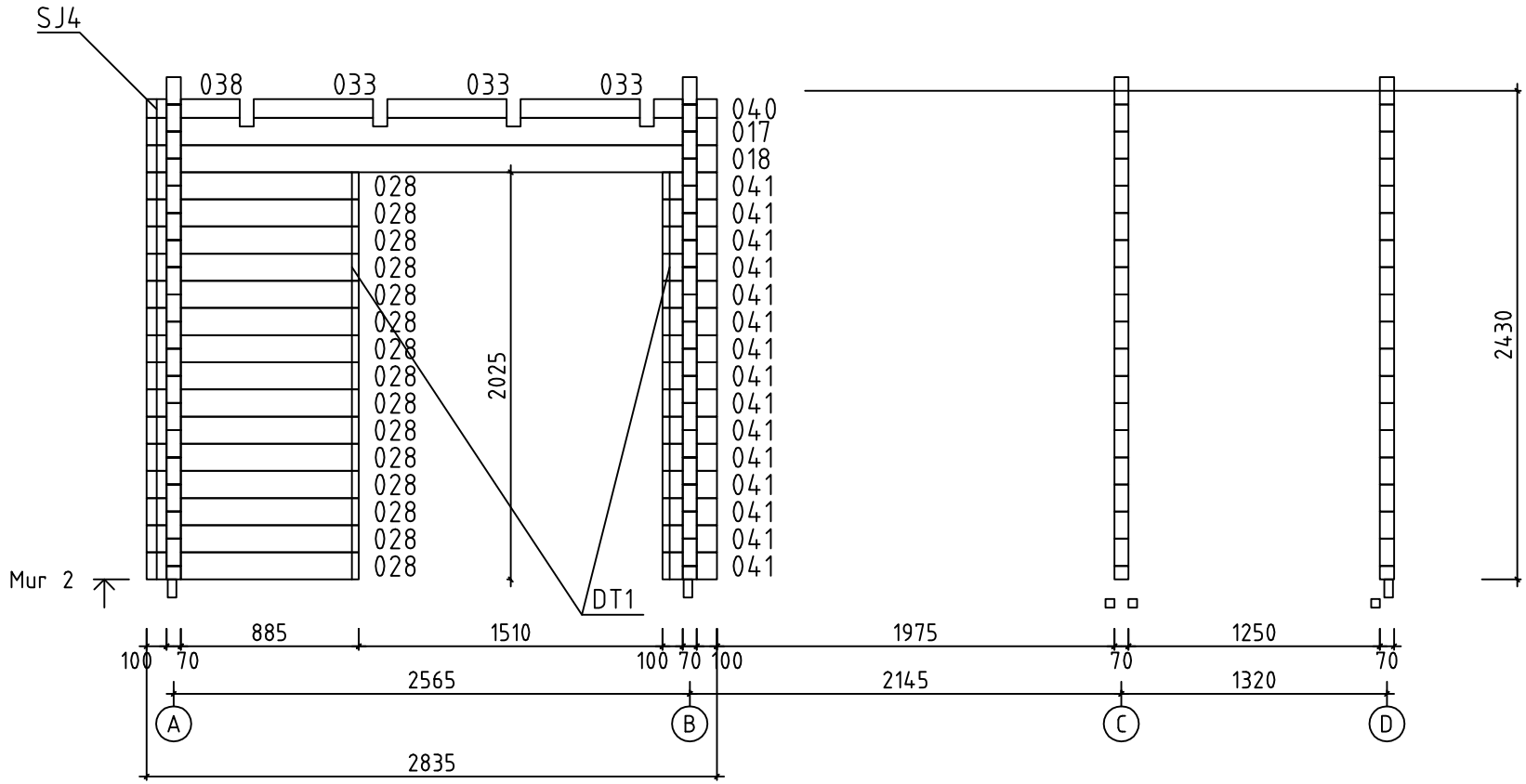

House	Osiris 2 ISO 70	Sheet	11
Drawing	MUR 2	Scale	1:35
Material	70x135	Date	09.04.2014
Drawer	RP	File	Osiris 2 ISO 70.dwg

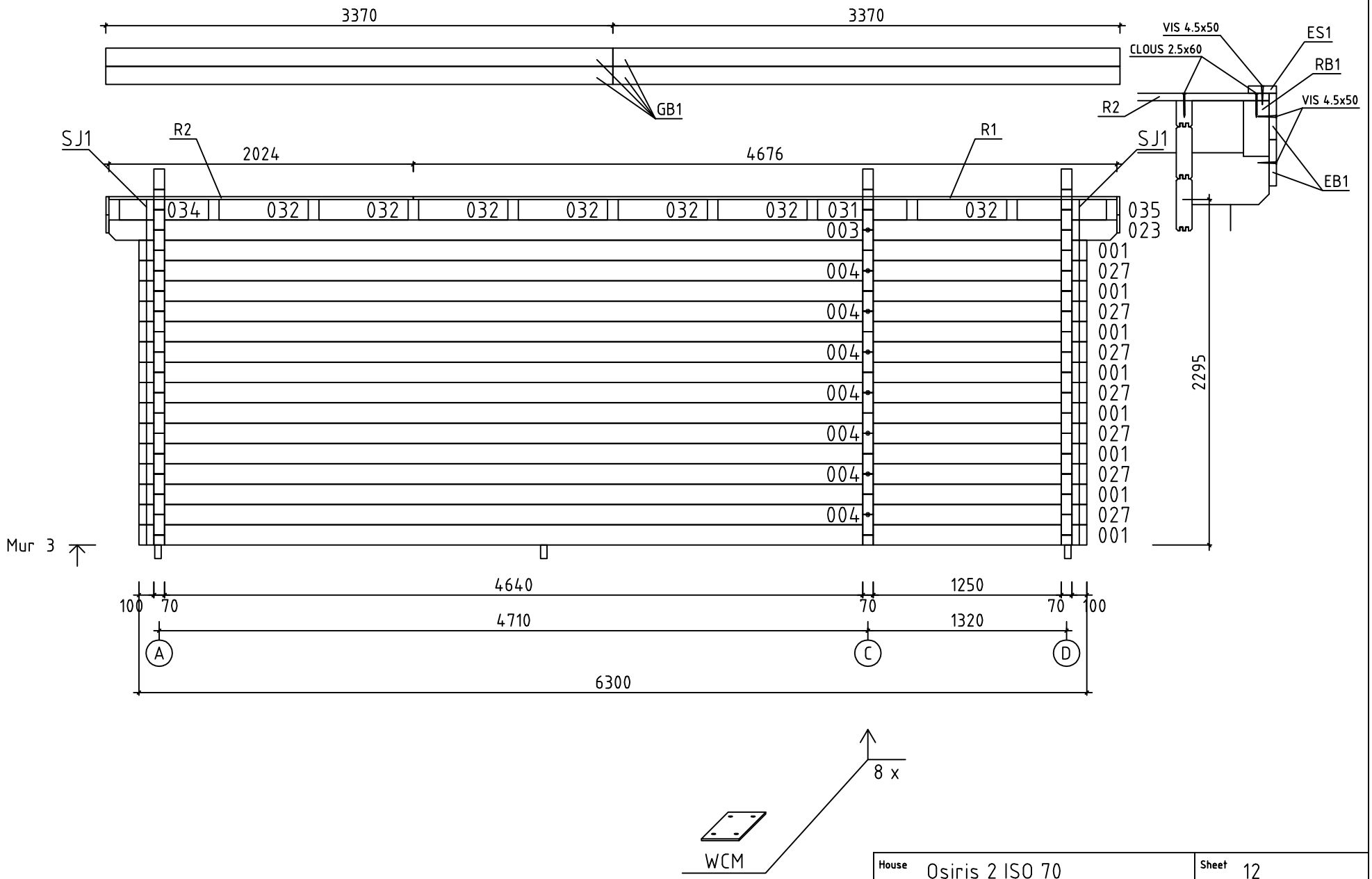

House	Osiris 2 ISO 70	Sheet	12
Drawing	MUR 3	Scale	1:35
Material	70x135	Date	09.04.2014
Drawer	RP	File	Osiris 2 ISO 70.dwg

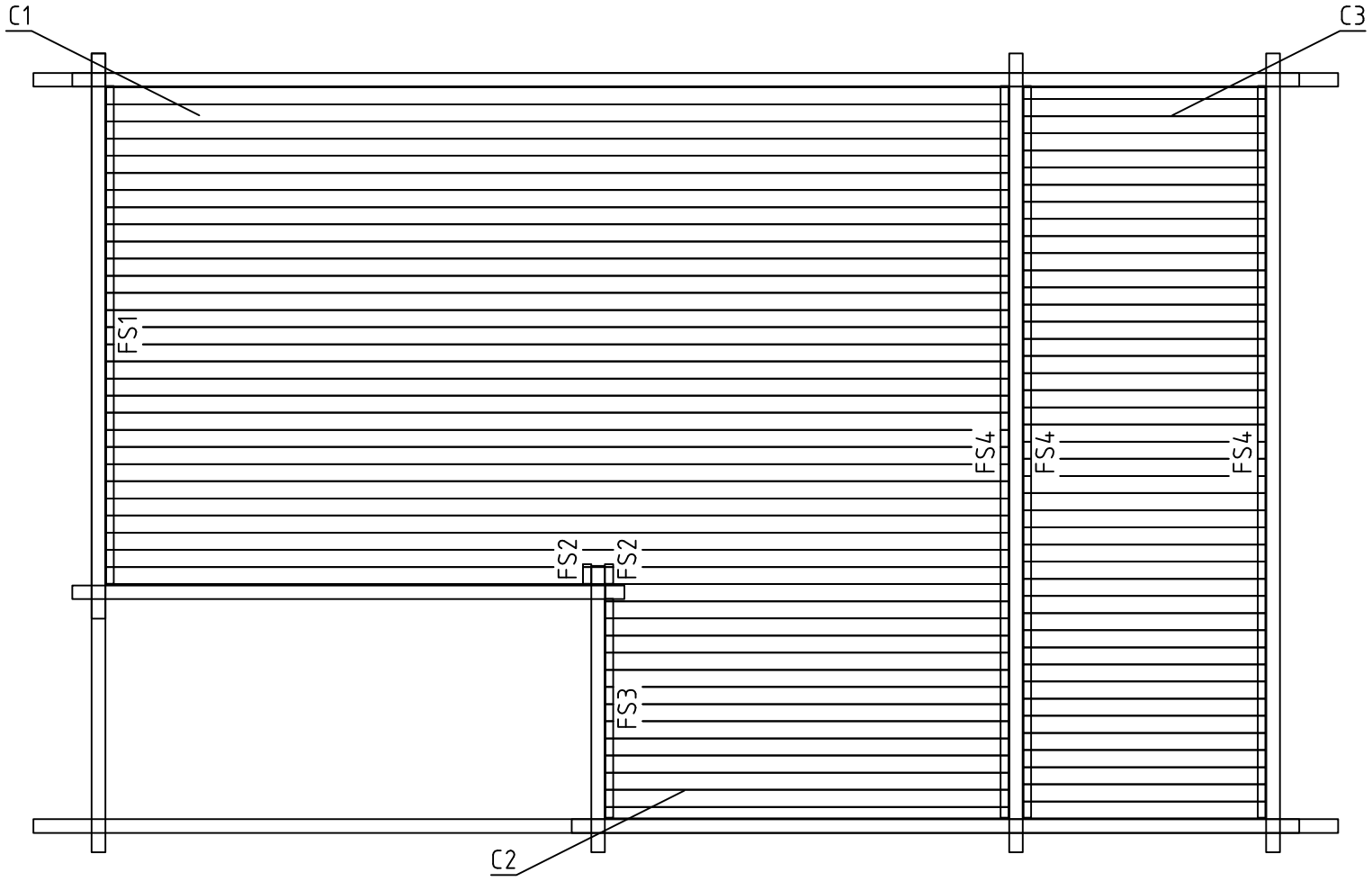

House	Osiris 2 ISO 70	Sheet	13
Drawing	PLAN POSE PLAFOND	Scale	1:35
Material	88x12, 43x43	Date	09.04.2014
Drawer	RP	File	Osiris 2 ISO 70.dwg

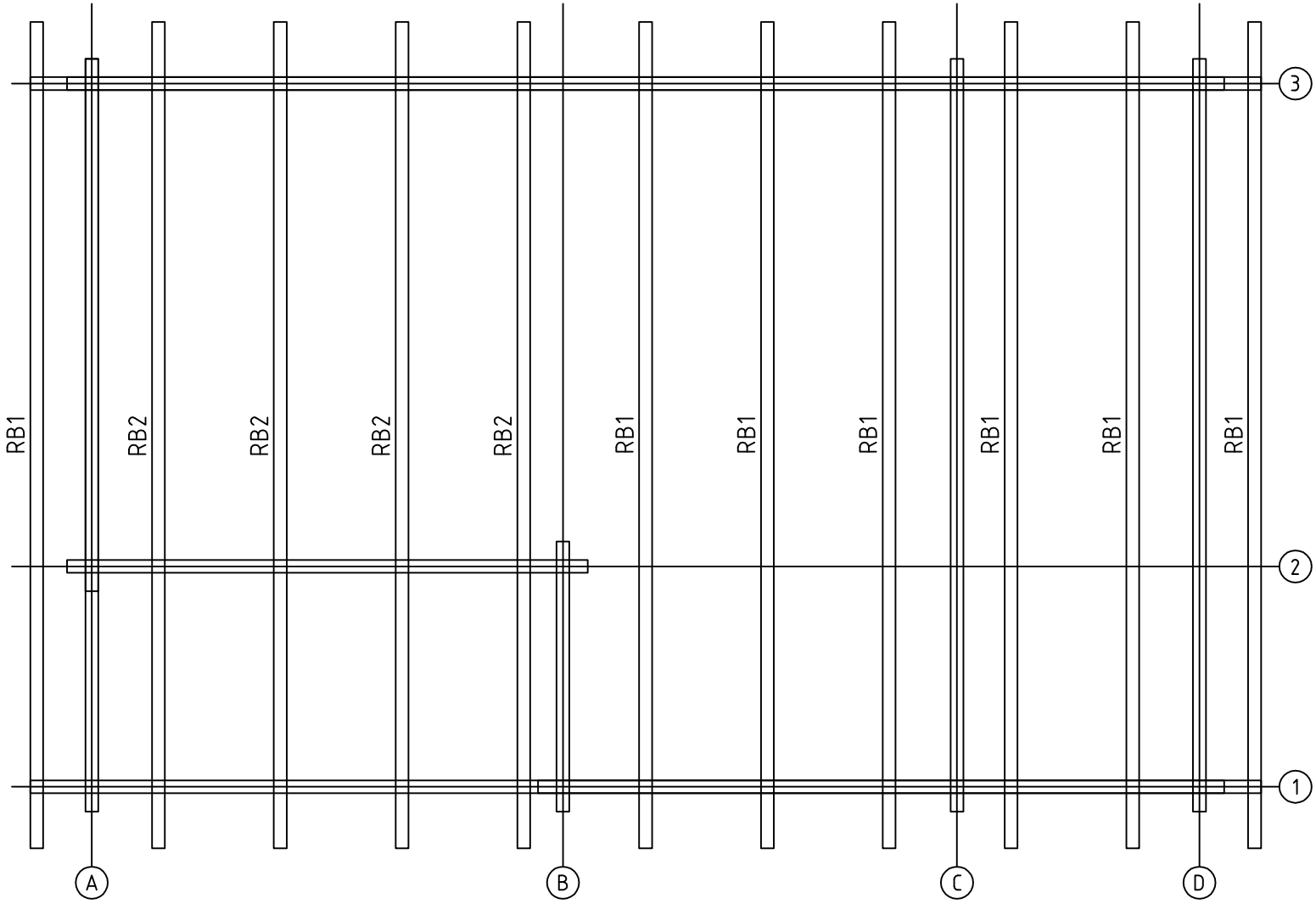

House	Osiris 2 ISO 70	Sheet	14
Drawing	SOLIVES DE PLAFOND	Scale	1:35
Material	70x140	Date	09.04.2014
Drawer	RP	File	Osiris 2 ISO 70.dwg

Pos	Spécification	Unités	Profil (mm)	L (mm)
001		8	70x135	6300
002	MADRIER DE RÉSERVE 	1	70x135	6300
003	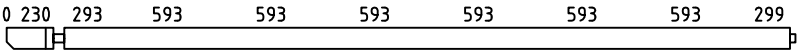	1	70x135	5045
004	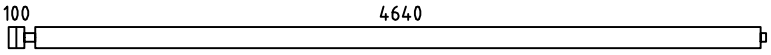	7	70x135	4845
008	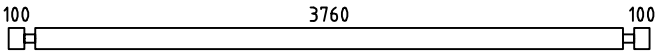	16	70x135	4100
009	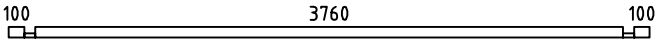	1	70x68	4100
010	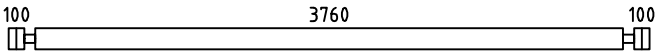	16	70x135	4100
011	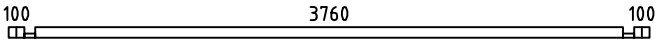	1	70x68	4100
012	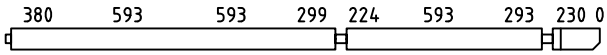	1	70x135	3800
013		1	70x135	3735
014	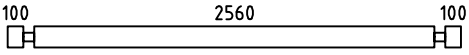	16	70x135	2900
015	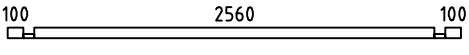	1	70x68	2900
016		1	70x135	2900
017	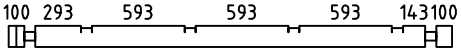	1	70x135	2835
018	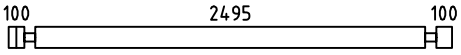	1	70x135	2835
019	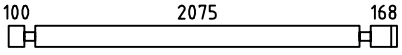	1	70x135	2483
023	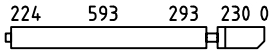	1	70x135	1655
024	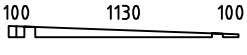	1	70x71	1470
025	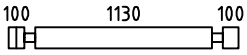	17	70x135	1470
026	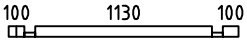	1	70x68	1470
027	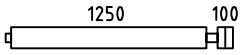	7	70x135	1455
028	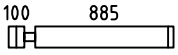	15	70x135	1055
029	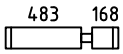	14	70x135	721
030	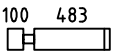	14	70x135	653
031	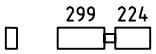	2	70x135	593

House Osiris 2 ISO 70	Material	File Osiris 2 ISO 70.dwg	Sheet 15

Pos	Spécification	Unités	Profil (mm)	L (mm)
032		13	70x135	593
033		3	70x93	593
034	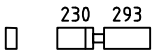	1	70x135	593
035	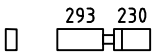	2	70x135	593
036	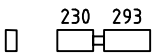	1	70x135	593
037	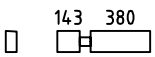	1	70x135	593
038	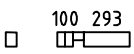	1	70x93	463
039		15	70x135	338
040	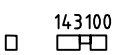	1	70x93	313
041		15	70x135	270
WA-1	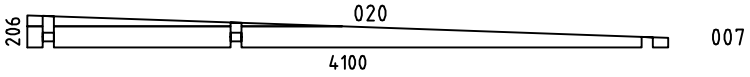	1	70x206	4100
WC-1	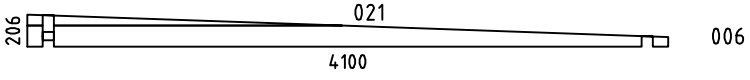	1	70x206	4100
WD-1	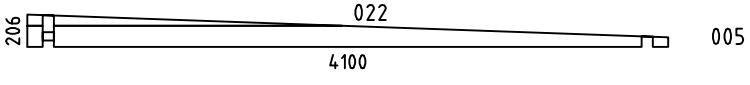	1	70x206	4100
HB	MADRIERS D´ASSEMBLAGE 	2	70x135	300
FBI1	POUTRES DE FONDATION IMPRÉGNÉS IMM	3	43x90	3890
FBI4	POUTRES DE FONDATION IMPRÉGNÉS IMM	10	43x90	3439
FBI3	POUTRES DE FONDATION IMPRÉGNÉS IMM	9	43x90	2522
FBI2	POUTRES DE FONDATION IMPRÉGNÉS IMM	5	43x90	1126
FS4	BAGUETTES POUR FIXER LES PLANCHES DE PLAFOND 	3	43x43	3755
FS1	BAGUETTES POUR FIXER LES PLANCHES DE PLAFOND 	1	43x43	2554
FS3	BAGUETTES POUR FIXER LES PLANCHES DE PLAFOND 	1	43x43	1124
FS2	BAGUETTES POUR FIXER LES PLANCHES DE PLAFOND 	2	43x43	100

House Osiris 2 ISO 70	Material	File Osiris 2 ISO 70.dwg	Sheet 16

Pos	Spécification	Unités	Profil (mm)	L (mm)
P1	POST	1	90x90	2100
RB1	SOLIVES DE PLAFOND	7	70x140	4500
RB2	SOLIVES DE PLAFOND	4	70x140	4500
F1	PLANCHER ou	30+1 39+1	114x28 88x28	3754
F2	PLANCHER ou	22+1 29+1	114x28 88x28	2554
T1	PLANCHES DE TERRASSE IMM	10+1	120x28	2565
R1	VOLIGES ou	40+1 52+1	114x19 88x19	4676
R2	VOLIGES ou	40+1 52+1	114x19 88x19	2024
C1	PLAFOND	30+1	88x12	4634
C2	PLAFOND	13+1	88x12	2069
C3	PLAFOND	43+1	88x12	1244
FF1	BAGUETTE DE FINITION DE PLANCHER		19x35	54 m
GB1	PLANCHE DE RIVE	8	19x120	3370
GS1	BAGUETTES POUR FIXER LES PLANCHES DE RIVE	2	19x70	3370
EB1	LATTES SOUS VOLIGES	4	19x120	4500
ES1	BAGUETTES POUR FIXER LES LATTES SOUS VOLIGES	2	19x70	4470
TB1	FRONTIÉRES TERRASSE 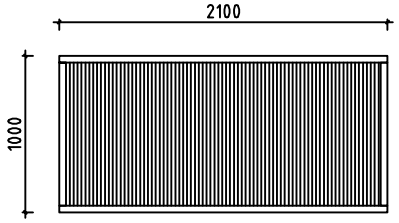	1	43x1000	2100
SJ1	TIGES FILETÉS	2	ØM10	2320
SJ2	TIGES FILETÉS	1	ØM10	2320
SJ3	TIGES FILETÉS	1	ØM10	2460
SJ4	TIGES FILETÉS	1	ØM10	2420
SJ5	TIGES FILETÉS	1	ØM10	2460

House	Material	File	Sheet
Osiris 2 ISO 70		Osiris 2 ISO 70.dwg	17

Pos	Spécification	Unités	Profil (mm)	L (mm)
DT1	TASSEAU DE FIXATION POUR PORTES	4	25x19	2100
WT1	TASSEAU DE FIXATION POUR FENÊTRE	2	25x19	1860
SC1	CONNECTEUR MÉTALLIQUE POUR FRONTIÉRES TERRASSE	2	40x30	90
WCM	PATTE D´ASSEMBLAGE	9	50	50
PR1	POST RÉGULATEUR	1		
	VISSER POUR SC1	2	ϕ6	50
	RONDELLE POUR SC1	2	ϕ6	
	CLOUS POUR FF1	120	ϕ2.0	40
	CLOUS POUR F1, F2, T1, R1, R2	1300	ϕ2.5	60
	CLOUS POUR LE REVÉTEMENT DE TOIT	350	ϕ2.5	20
	VIS POUR WCM, SC1	50	ϕ3.5	35
	VIS POUR GB1, GS1, EB1, ES1, DB1 C1, C2, C3, P1	600	ϕ4.5	50
	VIS POUR FS1, FS2, FS3, FS4, TB1	50	ϕ4.5	70
	VIS POUR 009, 011, 015, 026, 033, 038, 040 FBI1, FBI2, FBI3, FBI4	150	ϕ4.5	90
	VIS POUR 031, 032, 034, 035, 036, 037 WA-1, WC-1, WD-1, RB1, RB2	80	ϕ6.0	160
	REVÉTEMENT DE TOIT R = 15m	2,5		
	POIGNÉE DE FENÊTRE (EN KIT)	2		
	POIGNÉE DE PORTE (EN KIT)	2		
	SERRURE DE PORTE + CLÉS	2		
	BORDURE DE PORTE	1		
	REJET D´EAU POUR DOUBLE FENÉTRE	1		

House Osiris 2 ISO 70	Material	File Osiris 2 ISO 70.dwg	Sheet 18

Pos	Spécification		Unités	Profil (mm)	L (mm)
	DOUBLE PORTE (droit) ORT__1H	P	1	1500	1990
	PORTE (droit) ORT__1H	P	1	905	1990
	DOUBLE FENÉTRE ORT__1H		1	1100	1860

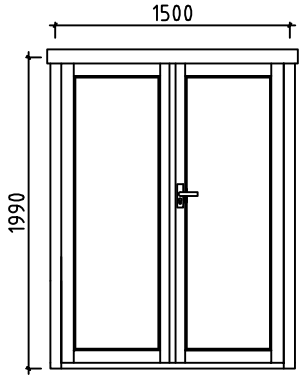

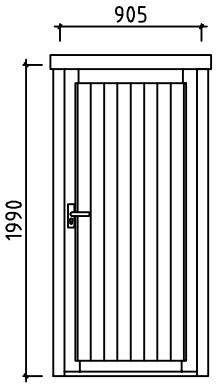

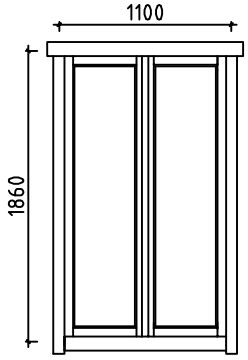

#001	3	6300	8
#002		6300	1
#003	3	5045	1
#004	3	4845	7
#005	D	4100	1
#006	C	4100	1
#007	A	4100	1
#008	D	4100	16
#009	D	4100	1
#010	C	4100	16
#011	C	4100	1
#012	1	3800	1
#013	1	3735	1
#014	A	2900	16
#015	A	2900	1
#016	1	2900	1
#017	2	2835	1
#018	2	2835	1
#019	1	2483	1
#020	A	2015	1
#021	C	2015	1
#022	D	2015	1
#023	3	1655	1
#024	B	1470	1
#025	B	1470	17
#026	B	1470	1
#027	3	1455	7
#028	2	1055	15
#029	1	721	14
#030	1	653	14
#031	1,3	593	2
#032	1,3	593	13
#033	2	593	3
#034	3	593	1
#035	1,3	593	2
#036	1	593	1
#037	1	593	1
#038	2	463	1
#039	1	338	15
#040	2	313	1
#041	2	270	15