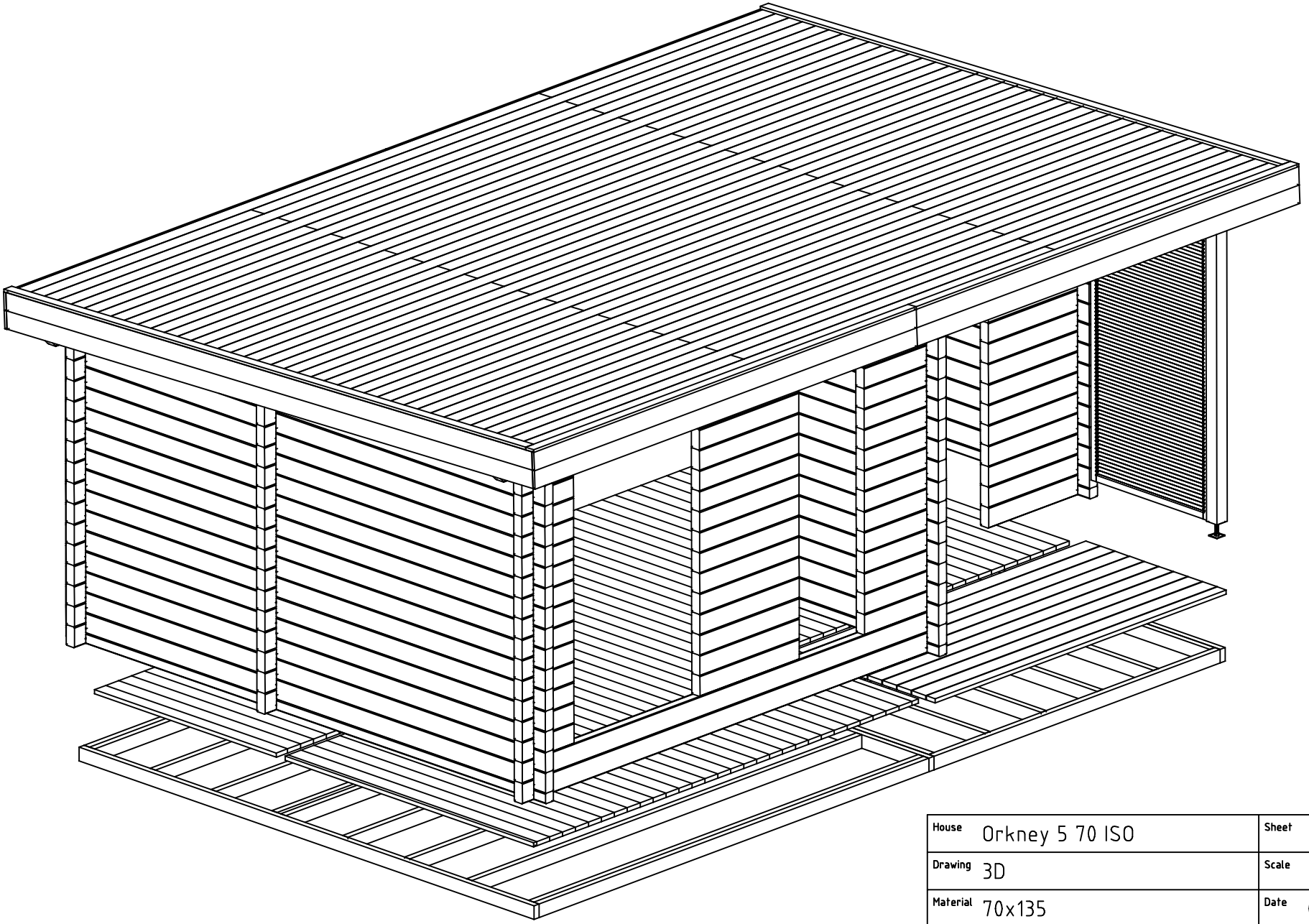

House	Orkney 5 70 ISO	Sheet	1
Drawing	3D	Scale	
Material	70x135	Date	08.01.2019
Drawer	RP	File	Orkney 5 70 ISO 3D.dwg

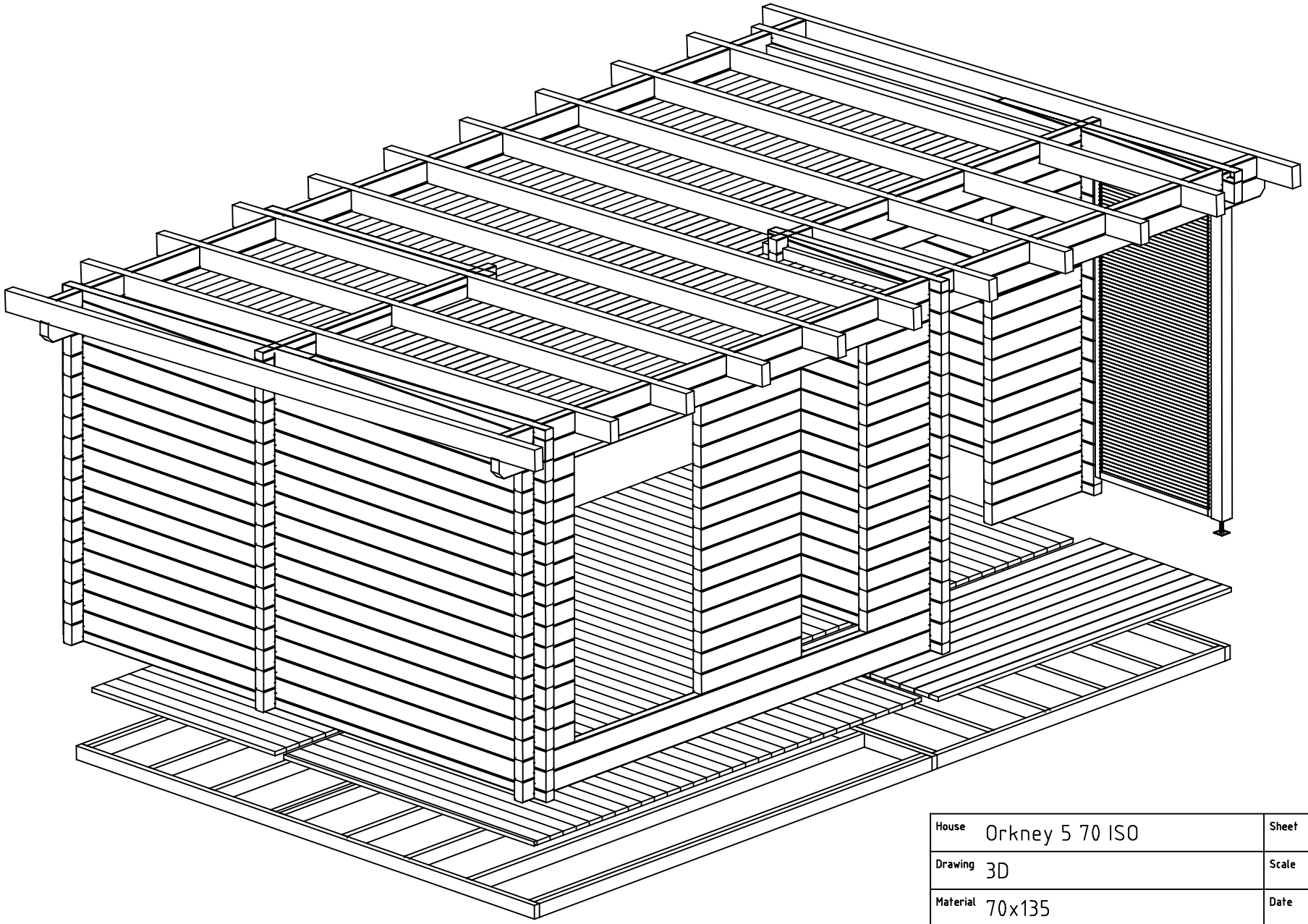

House	Orkney 5 70 ISO	Sheet	2
Drawing	3D	Scale	
Material	70x135	Date	08.01.2019
Drawer	RP	File	Orkney 5 70 ISO 3D.dwg

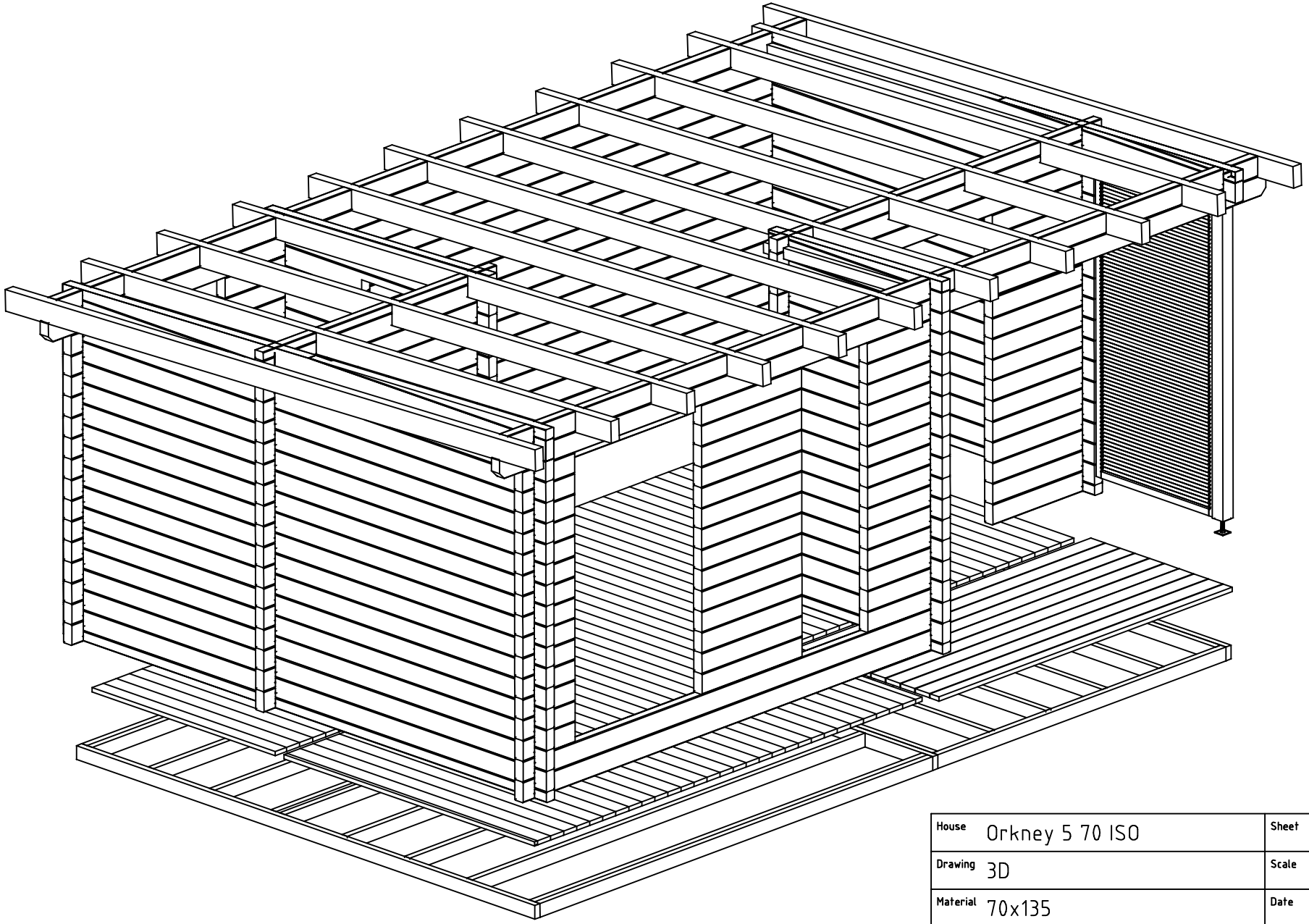

House	Orkney 5 70 ISO	Sheet	3
Drawing	3D	Scale	
Material	70x135	Date	08.01.2019
Drawer	RP	File	Orkney 5 70 ISO 3D.dwg

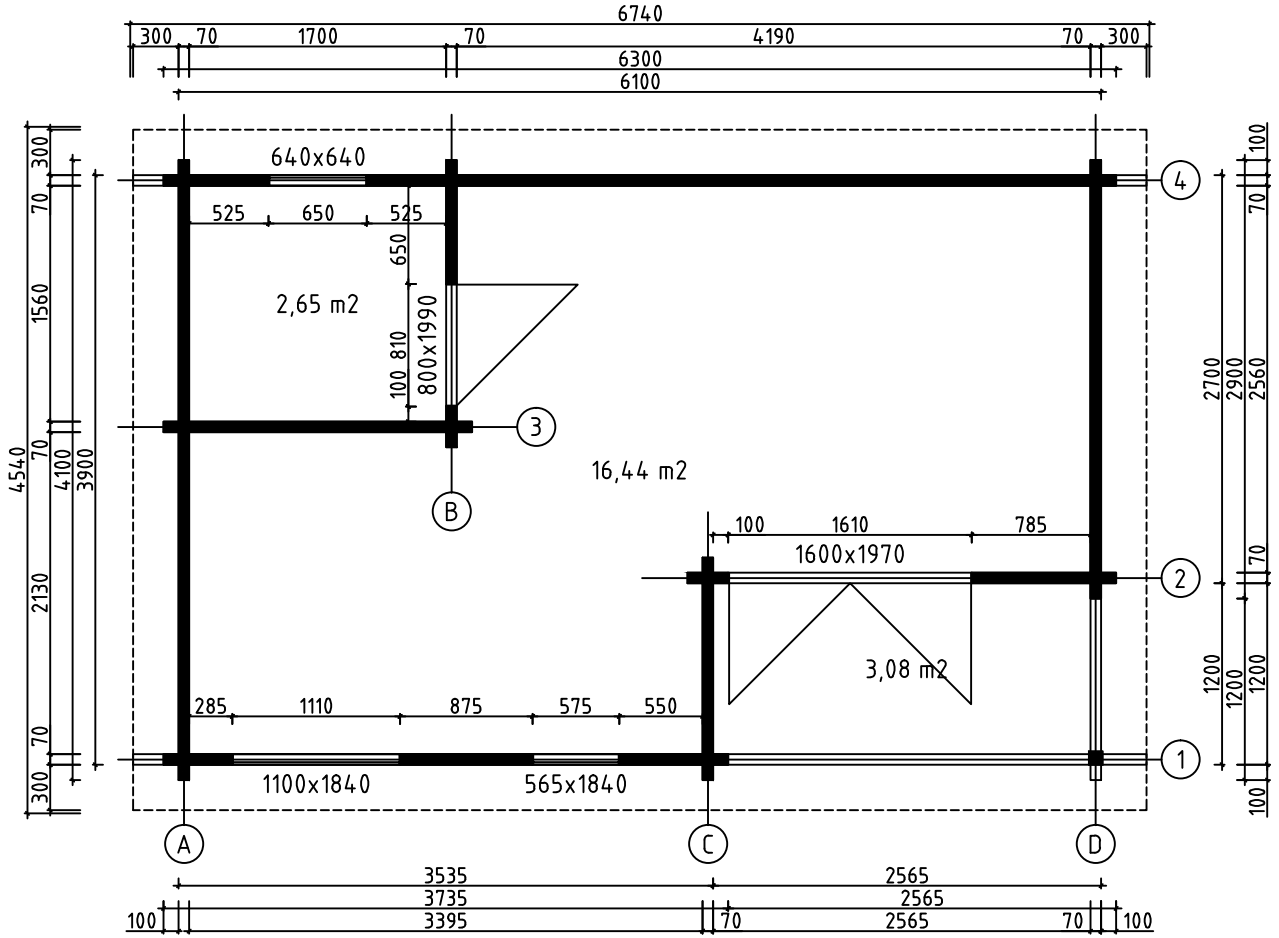

House	Orkney 5 70 ISO	Sheet	4
Drawing	GROUNDPLAN	Scale	1:50
Material	70x135	Date	08.01.2019
Drawer	RP	File	Orkney 5 70 ISO.dwg

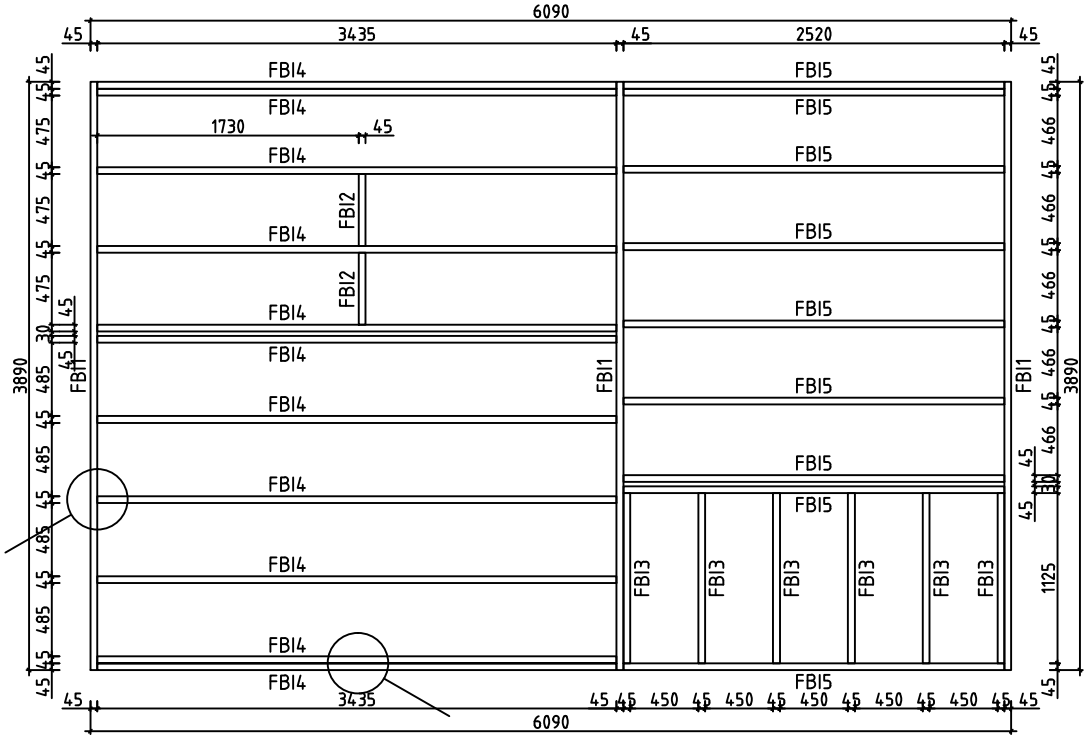

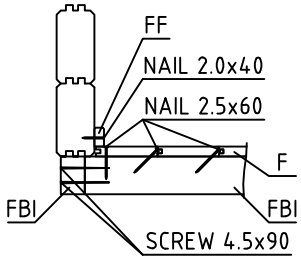

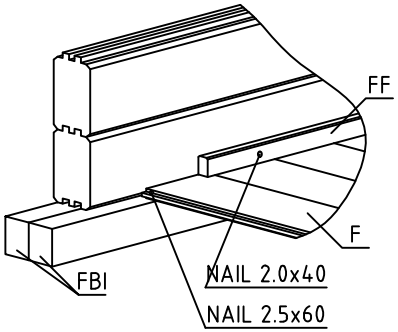

House	Orkney 5 70 ISO	Sheet	5
Drawing	FLOORBEAMS	Scale	1:50
Material	45x90	Date	08.01.2019
Drawer	RP	File	Orkney 5 70 ISO.dwg

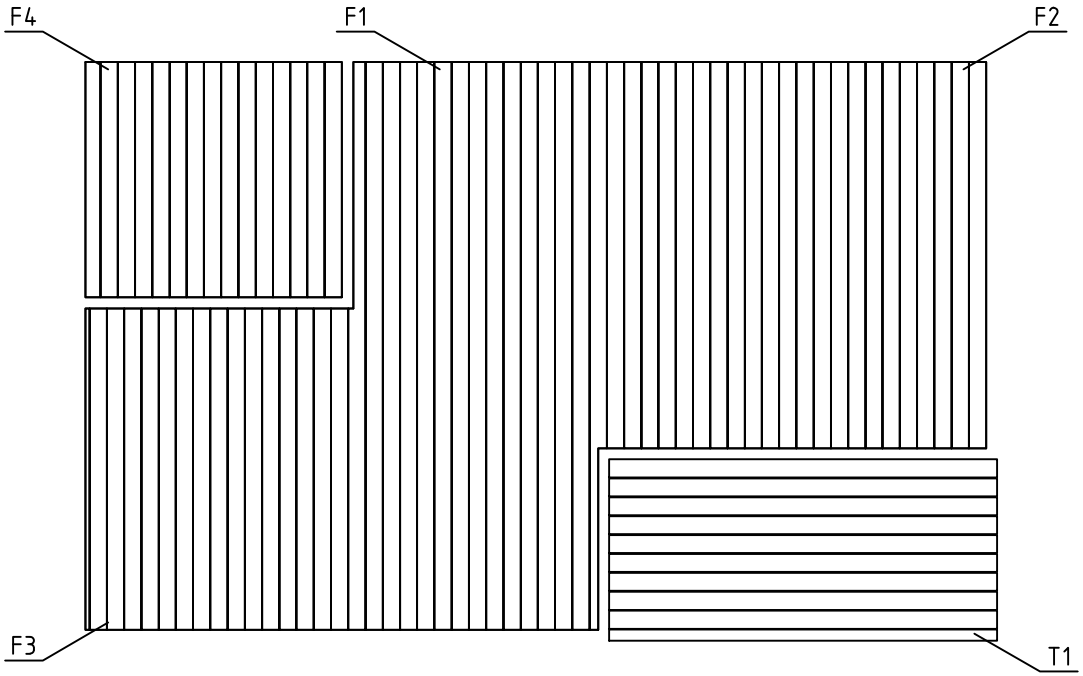

House	Orkney 5 70 ISO	Sheet	6
Drawing	FLOORBOARD	Scale	1:50
Material	28x114, 28x120	Date	08.01.2019
Drawer	RP	File	Orkney 5 70 ISO.dwg

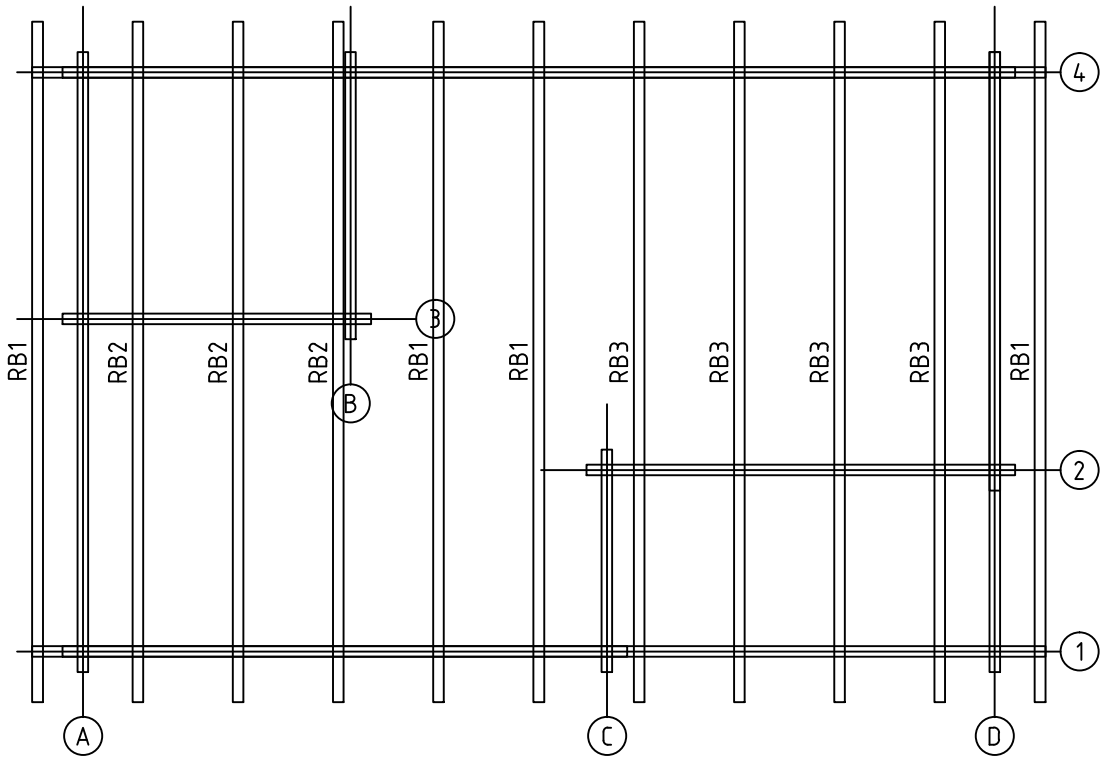

House	Orkney 5 70 ISO	Sheet	7
Drawing	ROOFBEAMS	Scale	1:50
Material	70x140	Date	08.01.2019
Drawer	RP	File	Orkney 5 70 ISO.dwg

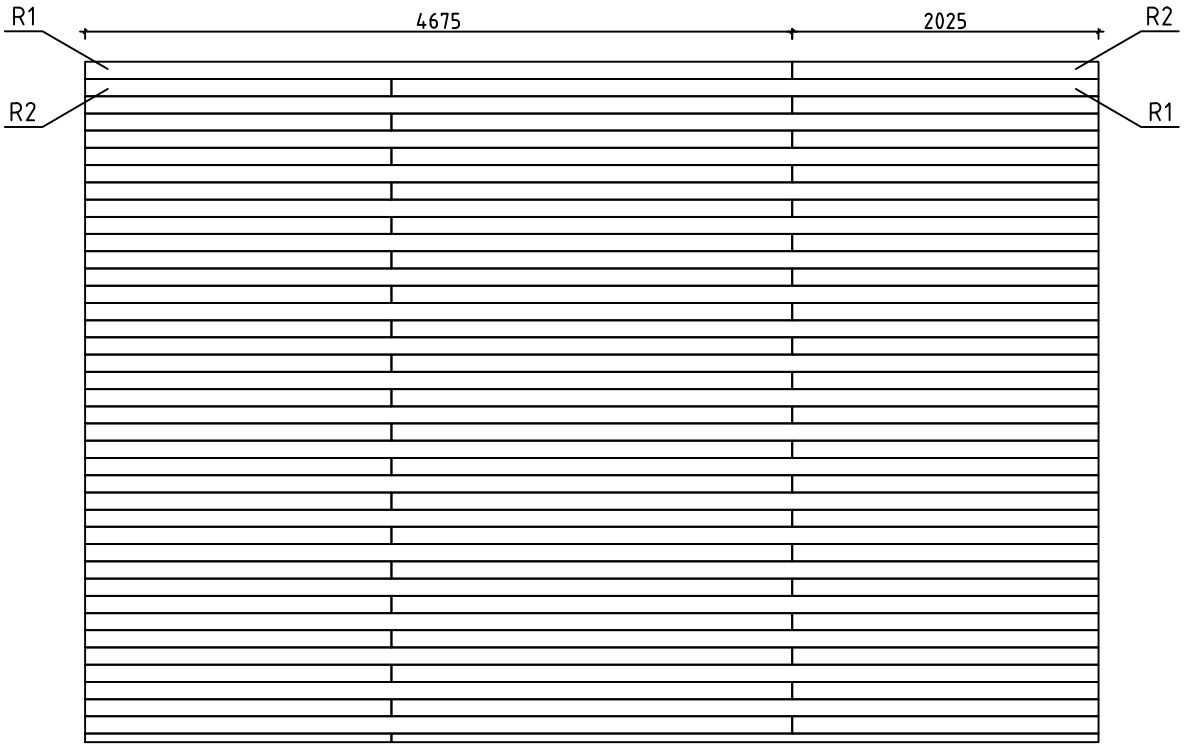

House	Orkney 5 70 ISO	Sheet	8
Drawing	ROOFBOARD	Scale	1:50
Material	18x114	Date	08.01.2019
Drawer	RP	File	Orkney 5 70 ISO.dwg

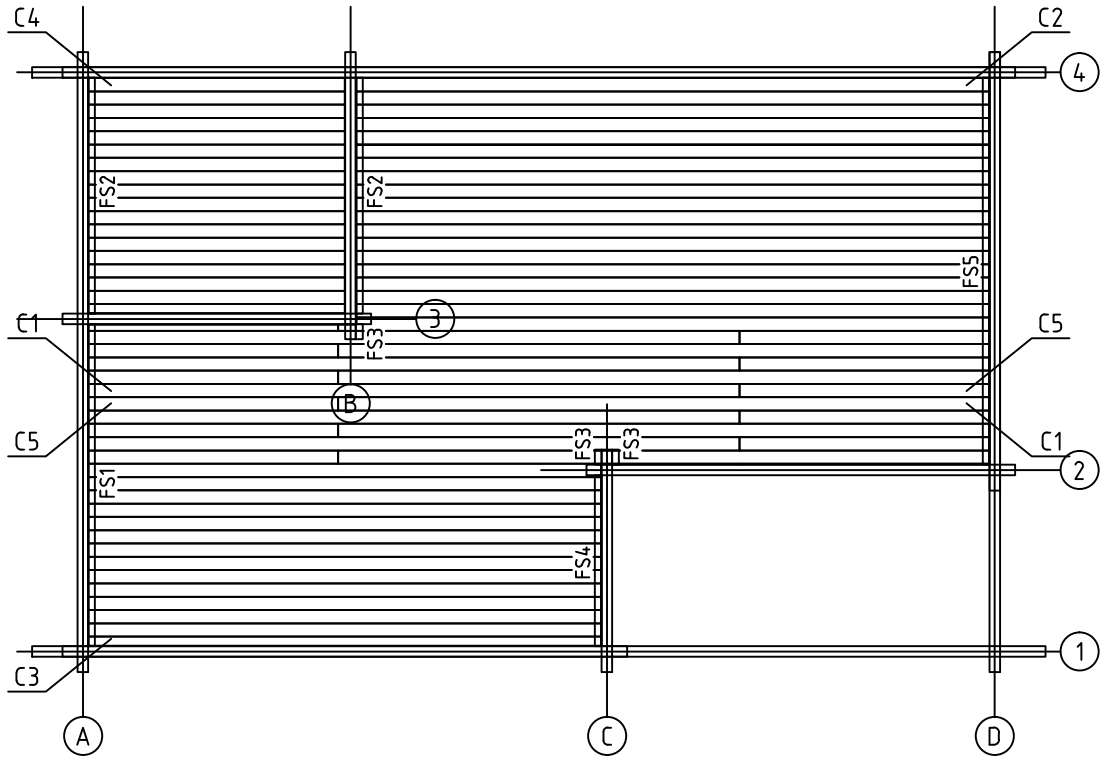

House	Orkney 5 70 ISO	Sheet	9
Drawing	CEILING BOARD	Scale	1:50
Material	12x88, 45x70	Date	08.01.2019
Drawer	RP	File	Orkney 5 70 ISO.dwg

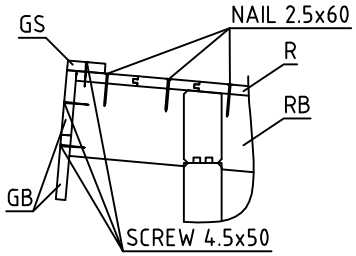



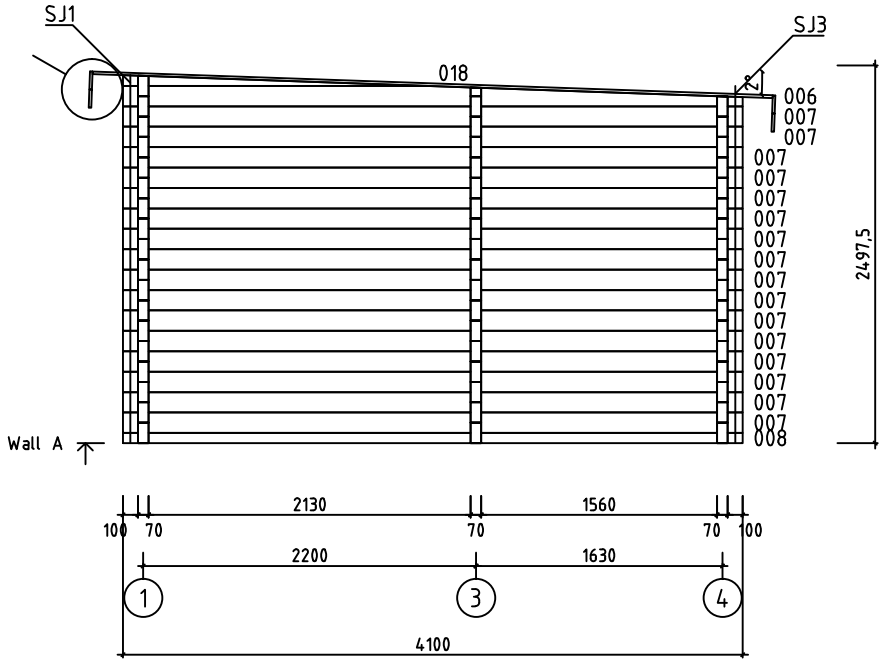

House	Orkney 5 70 ISO	Sheet	10
Drawing	WALL A	Scale	1:50
Material	70x135	Date	08.01.2019
Drawer	RP	File	Orkney 5 70 ISO.dwg

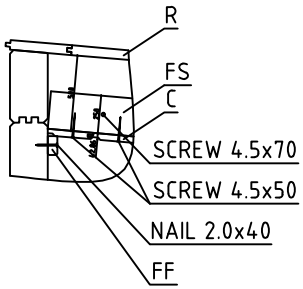

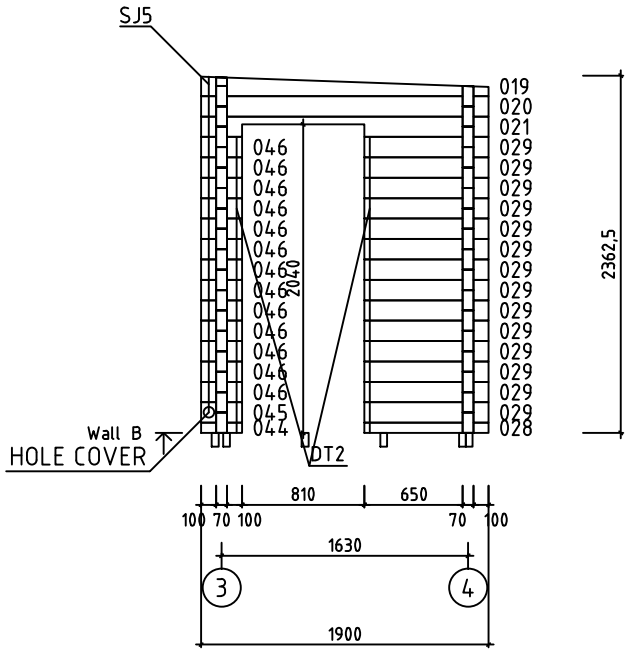

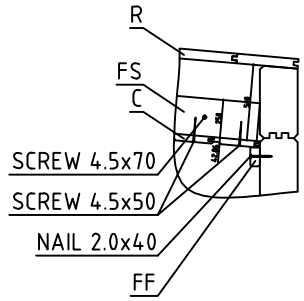

House	Orkney 5 70 ISO	Sheet	11
Drawing	WALL B	Scale	1:50
Material	70x135	Date	08.01.2019
Drawer	RP	File	Orkney 5 70 ISO.dwg

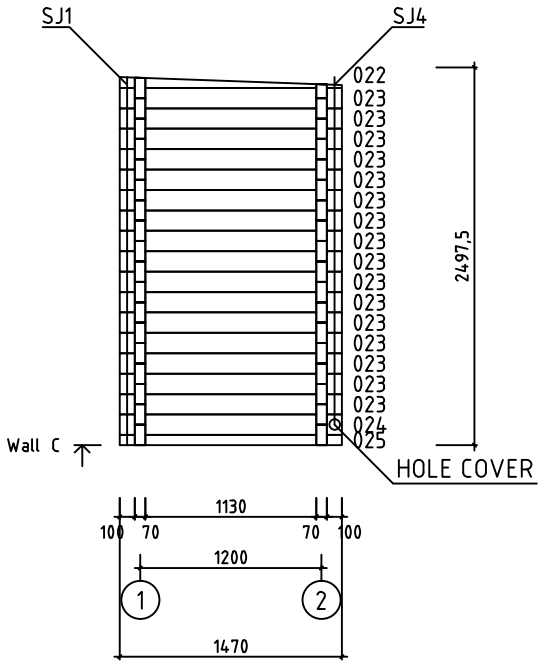

House	Orkney 5 70 ISO	Sheet	12
Drawing	WALL C	Scale	1:50
Material	70x135	Date	08.01.2019
Drawer	RP	File	Orkney 5 70 ISO.dwg

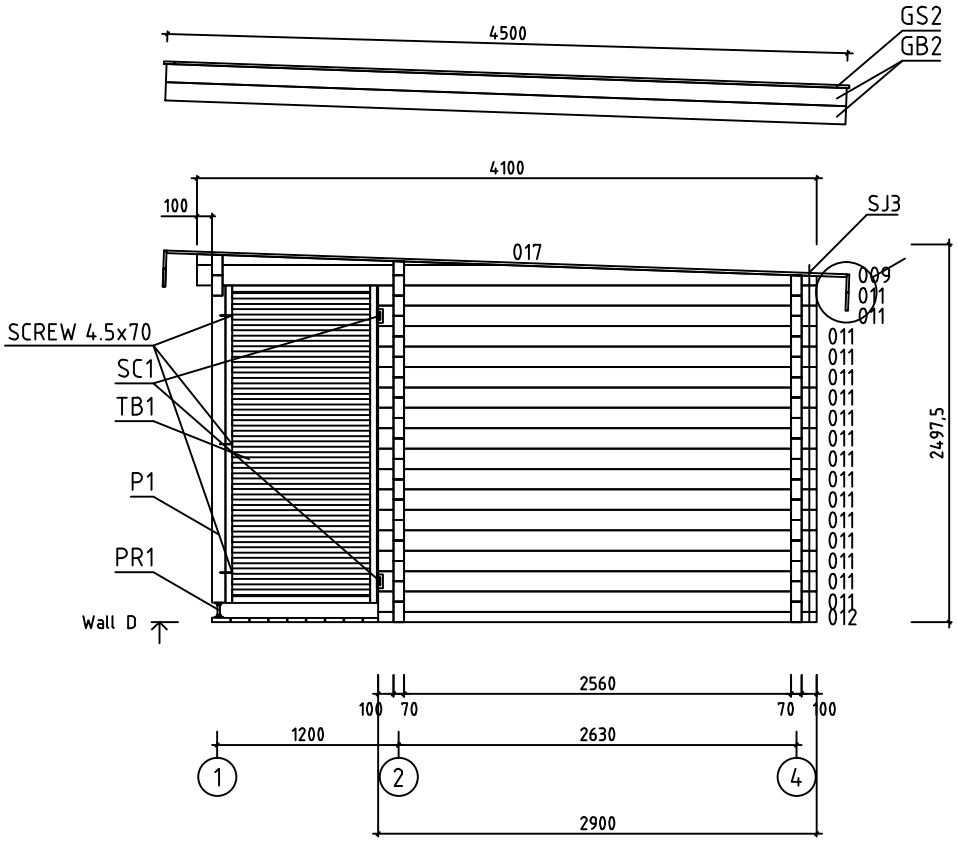

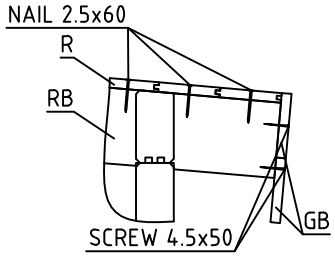

House	Orkney 5 70 ISO	Sheet	13
Drawing	WALL D	Scale	1:50
Material	70x135	Date	08.01.2019
Drawer	RP	File	Orkney 5 70 ISO.dwg

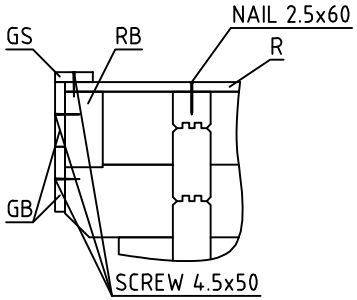

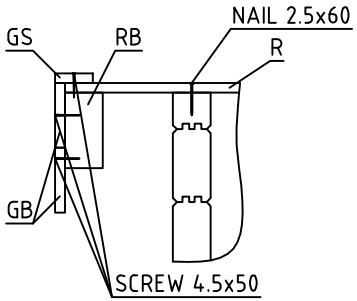

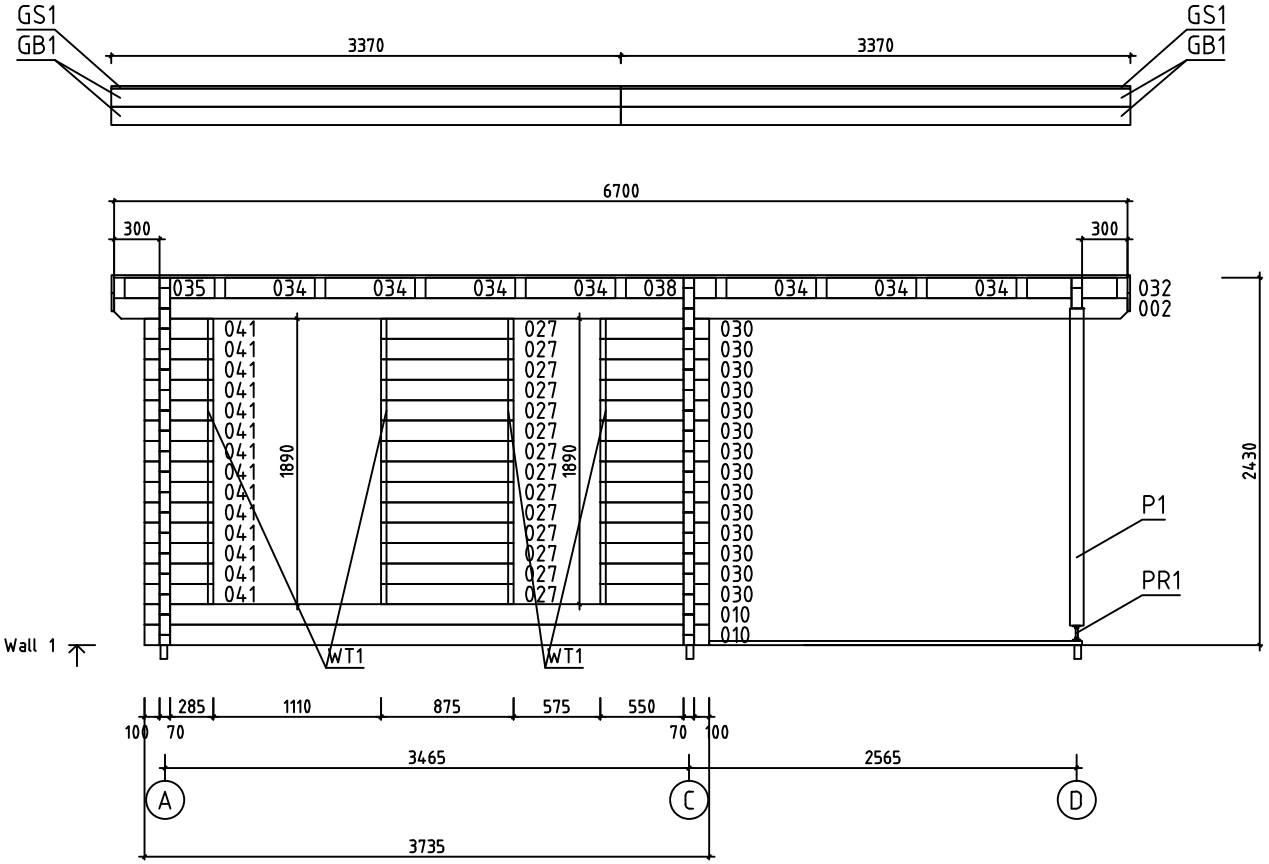

House	Orkney 5 70 ISO	Sheet	14
Drawing	WALL 1	Scale	1:50
Material	70x135	Date	08.01.2019
Drawer	RP	File	Orkney 5 70 ISO.dwg

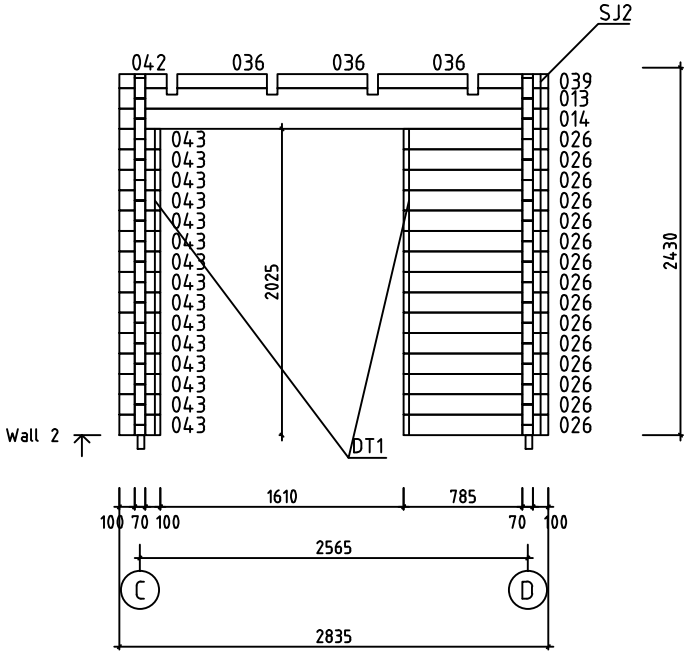

House	Orkney 5 70 ISO	Sheet	15
Drawing	WALL 2	Scale	1:50
Material	70x135	Date	08.01.2019
Drawer	RP	File	Orkney 5 70 ISO.dwg

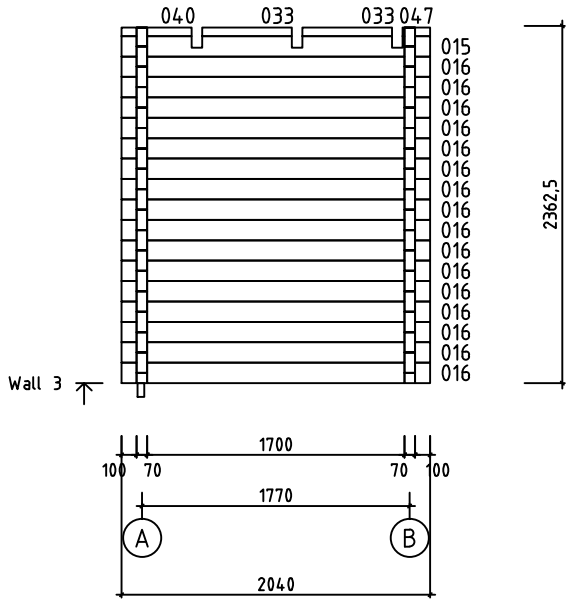

House	Orkney 5 70 ISO	Sheet	16
Drawing	WALL 3	Scale	1:50
Material	70x135	Date	08.01.2019
Drawer	RP	File	Orkney 5 70 ISO.dwg

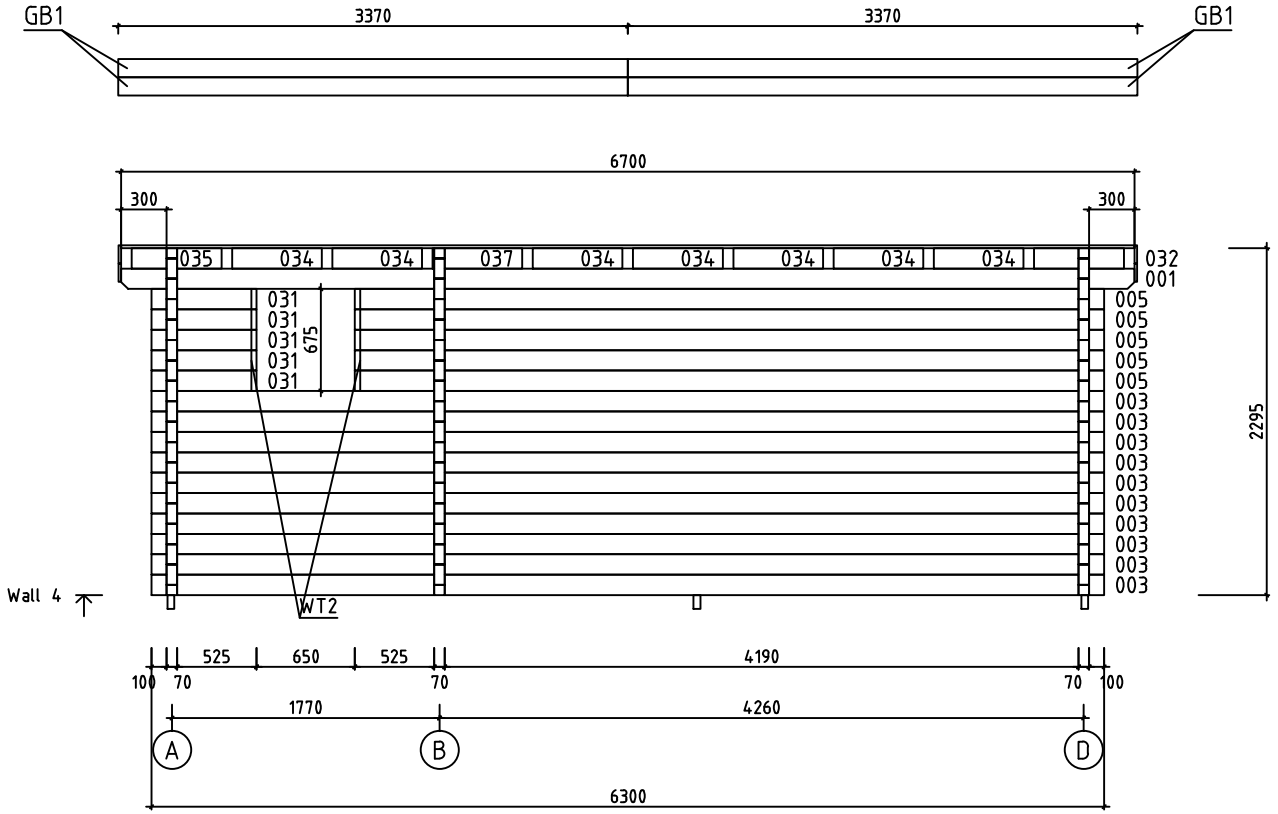

House	Orkney 5 70 ISO	Sheet	17
Drawing	WALL 4	Scale	1:50
Material	70x135	Date	08.01.2019
Drawer	RP	File	Orkney 5 70 ISO.dwg

Pos	Specification-Bestimmung-Spécification	PCS	Profile (mm)	L (mm)
001	 PM	1	70x135	6700
002	 PM	1	70x135	6700
003		10	70x135	6300
004	SPARE BEAM-ERZATZBOHLE-MADRIER DE RÉSERVE 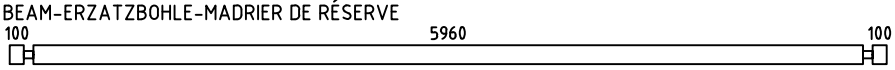	1	70x135	6300
005	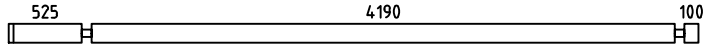	5	70x135	4955
007		16	70x135	4100
008		1	70x68	4100
010	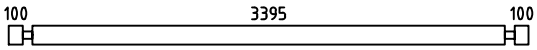	2	70x135	3735
011		16	70x135	2900
012	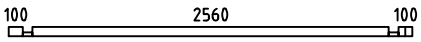	1	70x68	2900
013	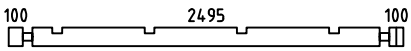	1	70x135	2835
014	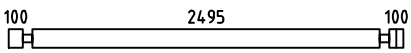	1	70x135	2835
015	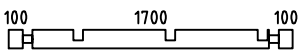	1	70x135	2040
016		16	70x135	2040
019	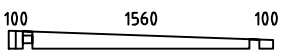	1	70x128	1900
020		1	70x135	1900
021	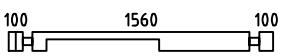	1	70x135	1900
022	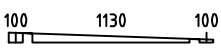	1	70x71	1470
023		16	70x135	1470
024		1	70x135	1470
025	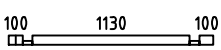	1	70x68	1470
026	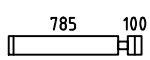	15	70x135	955
027		14	70x135	875
028	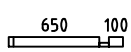	1	70x68	820
029	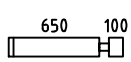	14	70x135	820

House Orkney 5 70 ISO	Material	File Orkney 5 70 ISO.dwg	Sheet 18

Pos	Specification-Bestimmung-Spécification	PCS	Profile (mm)	L (mm)
030		14	70x135	720
031	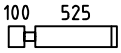	5	70x135	695
032	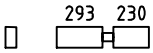	2	70x135	593
033		2	70x57	593
034		14	70x135	593
035	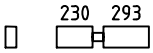	2	70x135	593
036		3	70x93	593
037	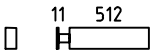	1	70x135	593
038	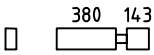	1	70x135	593
039	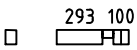	1	70x93	463
040		1	70x57	463
041		14	70x135	455
042	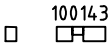	1	70x93	313
043		15	70x135	270
044		1	70x68	270
045		1	70x135	270
046		13	70x135	270
047		1	70x57	181
WA-1	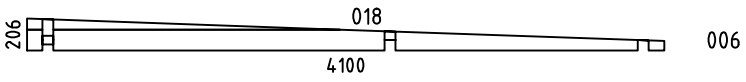	1	70x206	4100
WD-1	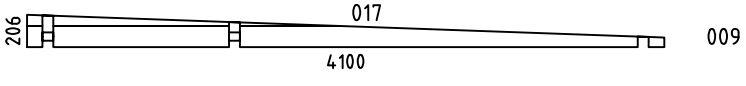	1	70x206	4100
HB	HIT BLOCK-SCHLAGHÖLZER-MADRIERS D´ASSEMBLAGE 	2	70x135	300
FBI1	FLOORBEAMS-FUSSBODENBALKEN-POUTRES DE FONDATION IMPRÉGNÉS  IMM	3	45x90	3890
FBI4	FLOORBEAMS-FUSSBODENBALKEN-POUTRES DE FONDATION IMPRÉGNÉS  IMM	11	45x90	3435
FBI5	FLOORBEAMS-FUSSBODENBALKEN-POUTRES DE FONDATION IMPRÉGNÉS  IMM	9	45x90	2520

House Orkney 5 70 ISO	Material	File Orkney 5 70 ISO.dwg	Sheet 19

Pos	Specification-Bestimmung-Spécification	PCS	Profile (mm)	L (mm)
FBI3	FLOORBEAMS-FUSSBODENBALKEN-POUTRES DE FONDATION IMPRÉGNÉS  IMM	6	45x90	1125
FBI2	FLOORBEAMS-FUSSBODENBALKEN-POUTRES DE FONDATION IMPRÉGNÉS  IMM	2	45x90	475
FS5	FIXING SLAT-BEFESTIGUNGSLEISTE- BAGUETTES POUR FIXER LES PLAFOND 	1	45x70	2560
FS1	FIXING SLAT-BEFESTIGUNGSLEISTE- BAGUETTES POUR FIXER LES PLAFOND 	1	45x70	2130
FS2	FIXING SLAT-BEFESTIGUNGSLEISTE- BAGUETTES POUR FIXER LES PLAFOND 	2	45x70	1560
FS4	FIXING SLAT-BEFESTIGUNGSLEISTE- BAGUETTES POUR FIXER LES PLAFOND 	1	45x70	1130
FS3	FIXING SLAT-BEFESTIGUNGSLEISTE- BAGUETTES POUR FIXER LES PLAFOND 	3	45x70	100
P1	POST-PFOSTEN-POTEAU 	1	90x90	2098
RB1	ROOFBEAMS-DACHBALKEN-SOLIVES DE PLAFOND 	4	70x140	4500
RB2	ROOFBEAMS-DACHBALKEN-SOLIVES DE PLAFOND 	3	70x140	4500
RB3	ROOFBEAMS-DACHBALKEN-SOLIVES DE PLAFOND 	4	70x140	4500
F1	FLOORBOARD-FUSSBODENBRETT-PLANCHER  or-oder-ou	15+1 20+1	28x114 28x88	3755
F2	FLOORBOARD-FUSSBODENBRETT-PLANCHER  or-oder-ou	22+1 29+1	28x114 28x88	2555
F3	FLOORBOARD-FUSSBODENBRETT-PLANCHER  or-oder-ou	16+1 21+1	28x114 28x88	2125
F4	FLOORBOARD-FUSSBODENBRETT-PLANCHER  or-oder-ou	15+1 20+1	28x114 28x88	1555
R1	ROOFBOARD-DACHBRETT-VOLIGES  or-oder-ou	40+1 52+1	18x114 18x88	4675
R2	ROOFBOARD-DACHBRETT-VOLIGES  or-oder-ou	40+1 52+1	18x114 18x88	2025
T1	TERRACE BOARD-TERRASSENBRETT-PLANCHES DE TERRASSE  IMM	10+1	28x120	2565
C1	CEILING BOARD-DECKENBRETT-PLAFOND	12+1	12x88	4305
C2	CEILING BOARD-DECKENBRETT-PLAFOND	18+1	12x88	4185
C3	CEILING BOARD-DECKENBRETT-PLAFOND	13+1	12x88	3390
C4	CEILING BOARD-DECKENBRETT-PLAFOND	18+1	12x88	1695
C5	CEILING BOARD-DECKENBRETT-PLAFOND	12+1	12x88	1650
FF1	FLOOR FILLET-FUSSBODENLEISTE-BAGUETTE DE FINITION DE PLANCHER 		18x35	52m
GB1	GABLE BOARD-GIEBELBLENDE-PLANCHE DE RIVE 	8	18x120	3370

House Orkney 5 70 ISO	Material	File Orkney 5 70 ISO.dwg	Sheet 20

Pos	Specification-Bestimmung-Spécification	PCS	Profile (mm)	L (mm)
GB2	GABLE BOARD-GIEBELBLENDE-PLANCHE DE RIVE	4	18x120	4500
GS1	ROOF FELT FILLET-GIEBELLEISTE-BAGUETTES POUR FIXER LES PLANCHES DE RIVE	2	18x70	3370
GS2	ROOF FELT FILLET-GIEBELLEISTE-BAGUETTES POUR FIXER LES PLANCHES DE RIVE	2	18x70	4466
DT1	DOOR ASSEMBLING PROFILE-TÜR INSTALLIERUNGSPROFIL -TASSEAU DE FIXATION POUR PORTES	2	18x25	1970
DT2	DOOR ASSEMBLING PROFILE-TÜR INSTALLIERUNGSPROFIL -TASSEAU DE FIXATION POUR PORTES	2	18x25	1930
WT1	WINDOW ASSEMBLING PROFILE-FENSTER INSTALLIERUNGSPROFIL -TASSEAU DE FIXATION POUR FENÉTRE	4	18x25	1840
WT2	WINDOW ASSEMBLING PROFILE-FENSTER INSTALLIERUNGSPROFIL -TASSEAU DE FIXATION POUR FENÉTRE	2	18x25	640
TB1	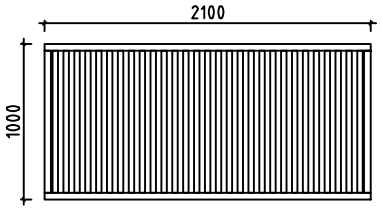	1	50x1000	2100
SJ1	SCREW JOINT-GEWINDESTANGE -TIGES FILETÉS	2	M10	2460
SJ2	SCREW JOINT-GEWINDESTANGE -TIGES FILETÉS	1	M10	2420
SJ3	SCREW JOINT-GEWINDESTANGE -TIGES FILETÉS	2	M10	2320
SJ4	SCREW JOINT-GEWINDESTANGE -TIGES FILETÉS	1	M10	2250
SJ5	SCREW JOINT-GEWINDESTANGE -TIGES FILETÉS	1	M10	2220
PR1	POST REGULATOR-PFOSTEN REGLER- PIED MÉTALLIQUE RÉGLABLE POUR POTEAU	1		
SC1	STEEL CORNER-STAHL ECKE-CONNECTEUR MÉTALLIQUE FOR-FÜR-POUR TB1	2	35x130	35
	SCREWS-SCHRAUBEN-VISSER FOR-FÜR-POUR SC1	2	⌀6.0	50
	WASHER-SCHEIBE-RONDELLE FOR-FÜR-POUR SC1	2	⌀6.0	18
	NAIL-NAGEL-CLOUS FOR-FÜR-POUR COATING FOR ROOF-BESCHICHTUNG FÜR DACH-REVÉTEMENT DE TOIT	410	⌀2.5	20
	NAIL-NAGEL-CLOUS FOR-FÜR-POUR FF1	120	⌀2.0	40
	NAIL-NAGEL-CLOUS FOR-FÜR-POUR F1, F2, F3, F4, R1, R2, T1	1310	⌀2.5	60
	SCREWS-SCHRAUBEN-VIS FOR-FÜR-POUR C1, C2, C3, C4, C5, SC1 GB1, GB2, GS1, GS2, P1, PR1	610	⌀4.5	50
	SCREWS-SCHRAUBEN-VIS FOR-FÜR-POUR 033, 040, 047 FS1, FS2, FS3, FS4, FS5	60	⌀4.5	70
	SCREWS-SCHRAUBEN-VIS FOR-FÜR-POUR 008, 012, 025, 028, 036, 039, 042, 044 FBI1, FBI2, FBI3, FBI4, FBI5	140	⌀4.5	90

House Orkney 5 70 ISO	Material	File Orkney 5 70 ISO.dwg	Sheet 21

Pos	Specification-Bestimmung-Spécification	PCS	Profile (mm)	L (mm)
	SCREWS-SCHRAUBEN-VIS 032, 034, 035, 037, 038 FOR-FÜR-POUR WA-1, WD-1, RB1, RB2, RB3 	110	ø6.0	160
	COATING FOR ROOF-BESCHICHTUNG FÜR DACH-REVÉTEMENT DE TOIT 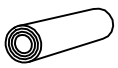	3,0	R = 15m	
	HOLE COVER-LOCH DECKEN-COUVERCLE DU TROU 	2		
	DOUBLEDOOR-DOPPELTÜR-DOUBLE PORTE (right-rechts-droit) ORT__1H P 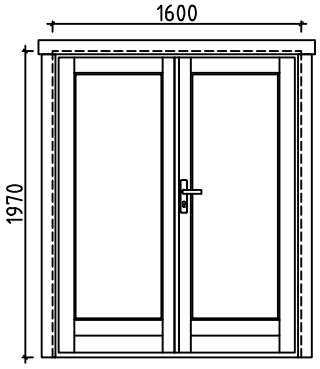 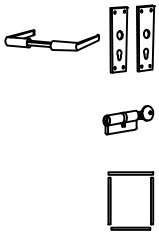	1 1 1 1	1600	1970
	INNER DOOR-INNENTÜR-PORTE INTÉRIEURE (right-rechts-droit) AST P 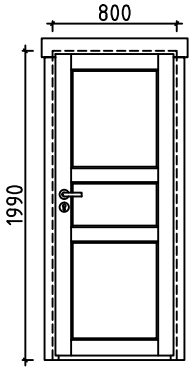 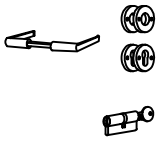	1 1 1	800	1990
	DOUBLE WINDOW-DOPPEL FENSTER-DOUBLE FENÉTRE P (right-rechts-droit) ORT__1H 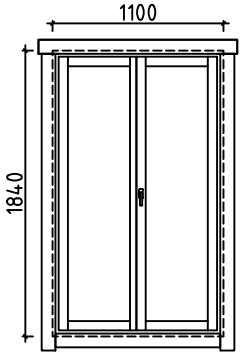 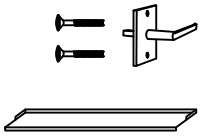	1 1 1	1100	1840
	WINDOW-FENSTER-FENÉTRE (left-links-gauche) ORT__1H V 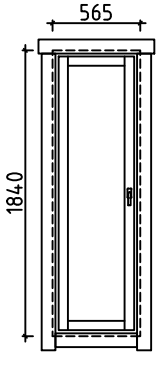 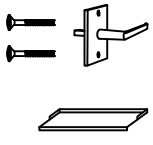	1 1 1	565	1840

House Orkney 5 70 ISO	Material	File Orkney 5 70 ISO.dwg	Sheet 22

Pos	Specification-Bestimmung-Spécification	PCS	Profile (mm)	L (mm)
	WINDOW-FENSTER-FENÉTRE (right-rechts-droit) ORT_1H P	1	640	640
	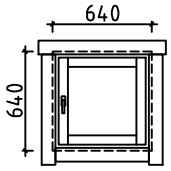 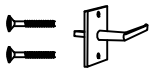	1		
		1		

House Orkney 5 70 ISO	Material	File Orkney 5 70 ISO.dwg	Sheet 23

#001	4	6700	1
#002	1	6700	1
#003	4	6300	10
#004		6300	1
#005	4	4955	5
#006	A	4100	1
#007	A	4100	16
#008	A	4100	1
#009	D	4100	1
#010	1	3735	2
#011	D	2900	16
#012	D	2900	1
#013	2	2835	1
#014	2	2835	1
#015	3	2040	1
#016	3	2040	16
#017	D	2015	1
#018	A	2015	1
#019	B	1900	1
#020	B	1900	1
#021	B	1900	1
#022	C	1470	1
#023	C	1470	16
#024	C	1470	1
#025	C	1470	1
#026	2	955	15
#027	1	875	14
#028	B	820	1
#029	B	820	14
#030	1	720	14
#031	4	695	5
#032	1,4	593	2
#033	3	593	2
#034	1,4	593	14
#035	1,4	593	2
#036	2	593	3
#037	4	593	1
#038	1	593	1
#039	2	463	1
#040	3	463	1
#041	1	455	14
#042	2	313	1
#043	2	270	15
#044	B	270	1
#045	B	270	1
#046	B	270	13
#047	3	181	1