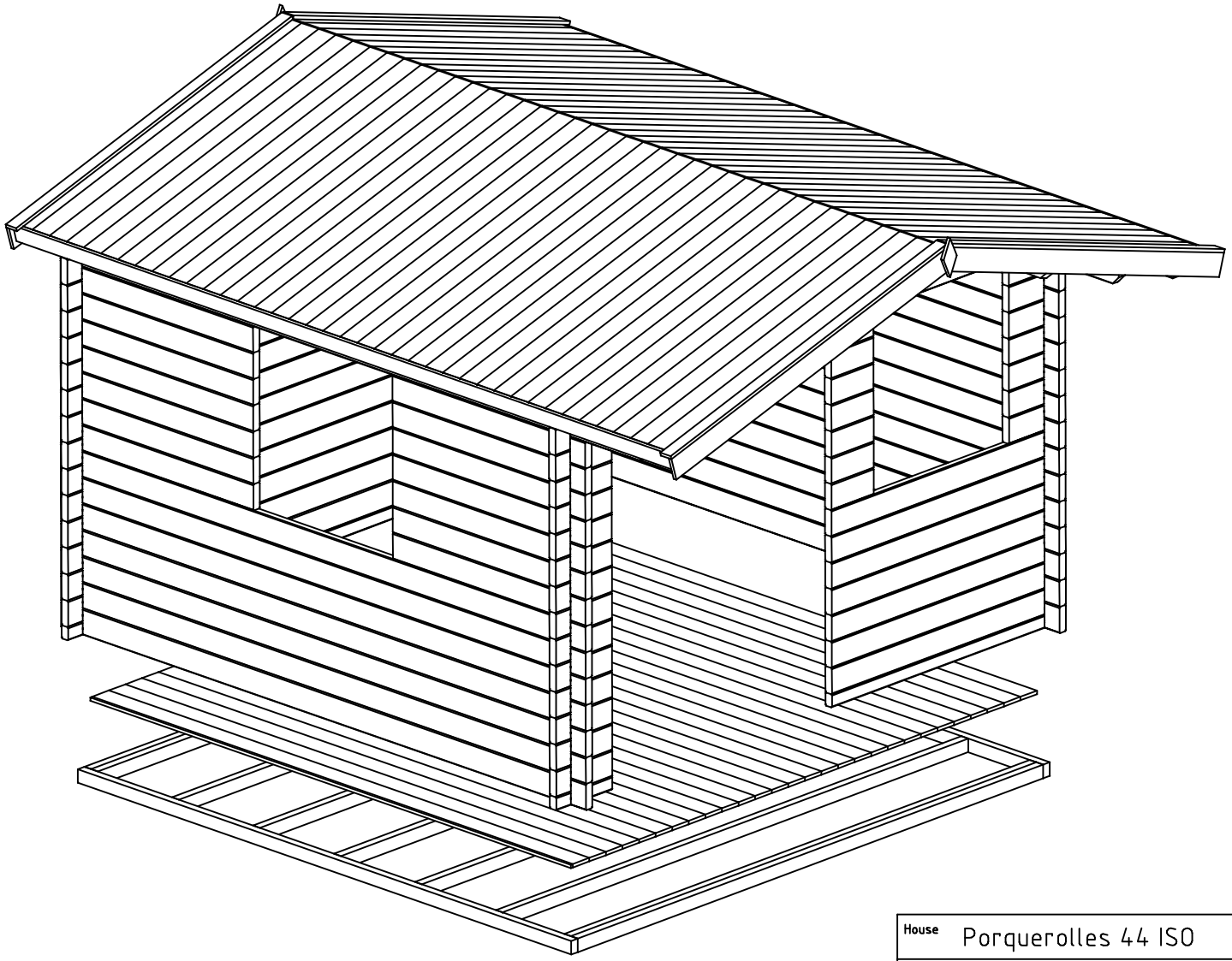

House	Porquerolles 44 ISO	Sheet	1
Drawing	3D	Scale	
Material	44x135	Date	18.10.2018
Drawer	RP	File	Porquerolles 44 ISO 3D.dwg

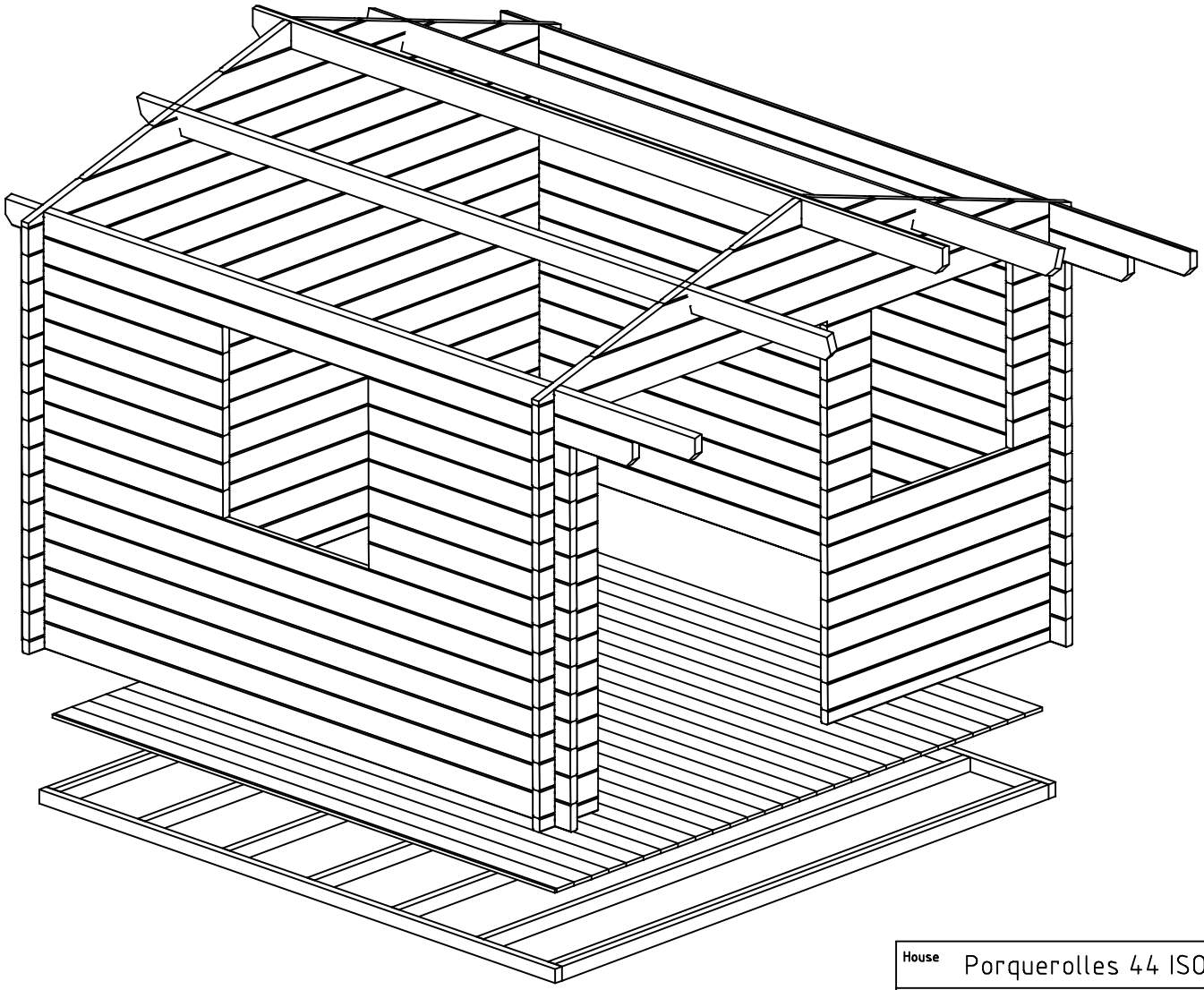

House	Porquerolles 44 ISO	Sheet	2
Drawing	3D	Scale	
Material	44x135	Date	18.10.2018
Drawer	RP	File	Porquerolles 44 ISO 3D.dwg

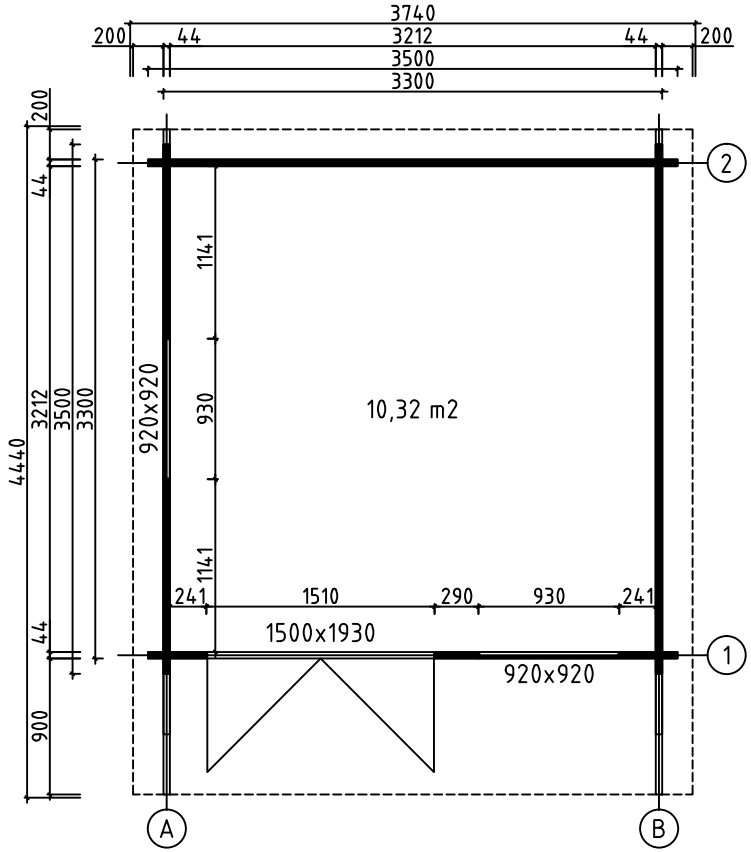

House	Porquerolles 44 ISO	Sheet	3
Drawing	GROUNDPLAN	Scale	1:50
Material	44x135	Date	18.10.2018
Drawer	RP	File	Porquerolles 44 ISO.dwg

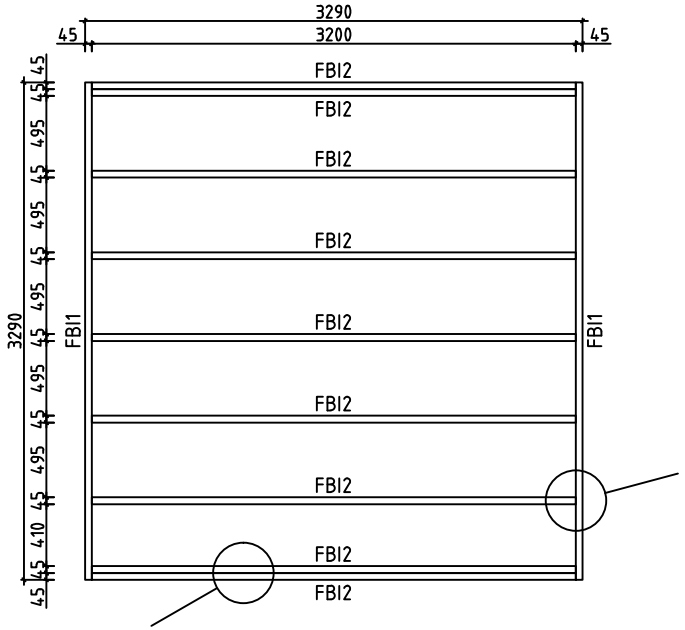

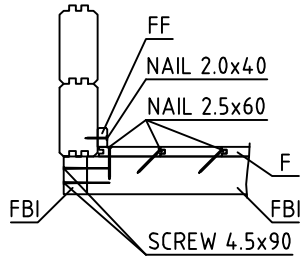

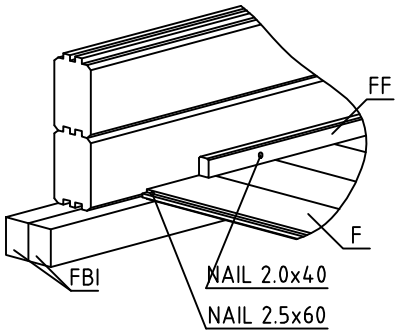

House	Porquerolles 44 ISO	Sheet	4
Drawing	FLOORBEAMS	Scale	1:50
Material	45x70	Date	18.10.2018
Drawer	RP	File	Porquerolles 44 ISO.dwg

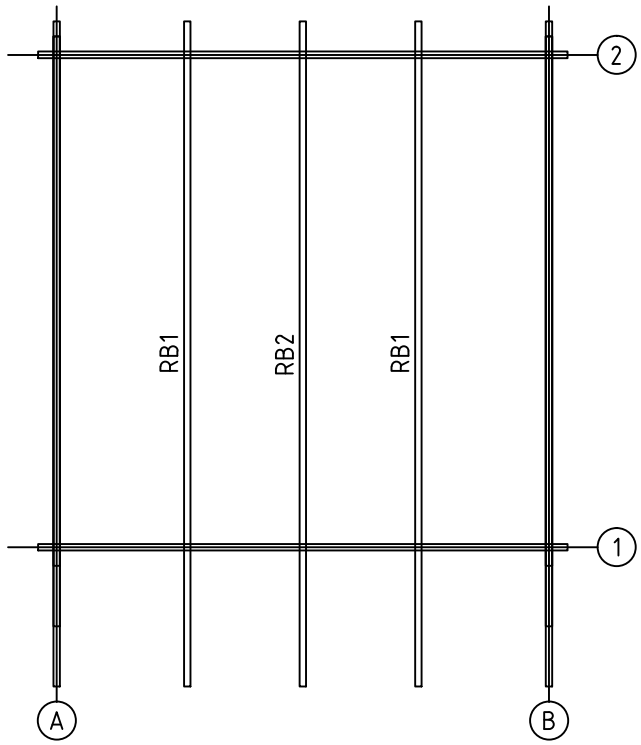

House	Porquerolles 44 ISO	Sheet	5
Drawing	ROOFBEAMS	Scale	1:50
Material	43x140	Date	18.10.2018
Drawer	RP	File	Porquerolles 44 ISO.dwg

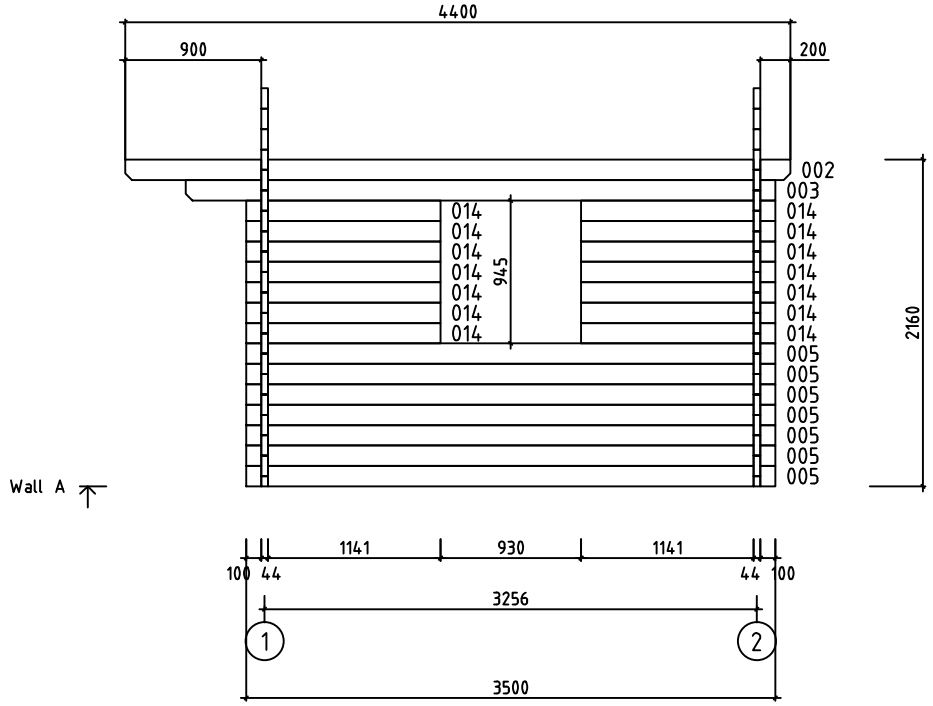

House	Porquerolles 44 ISO	Sheet	6
Drawing	WALL A	Scale	1:50
Material	44x135	Date	18.10.2018
Drawer	RP	File	Porquerolles 44 ISO.dwg

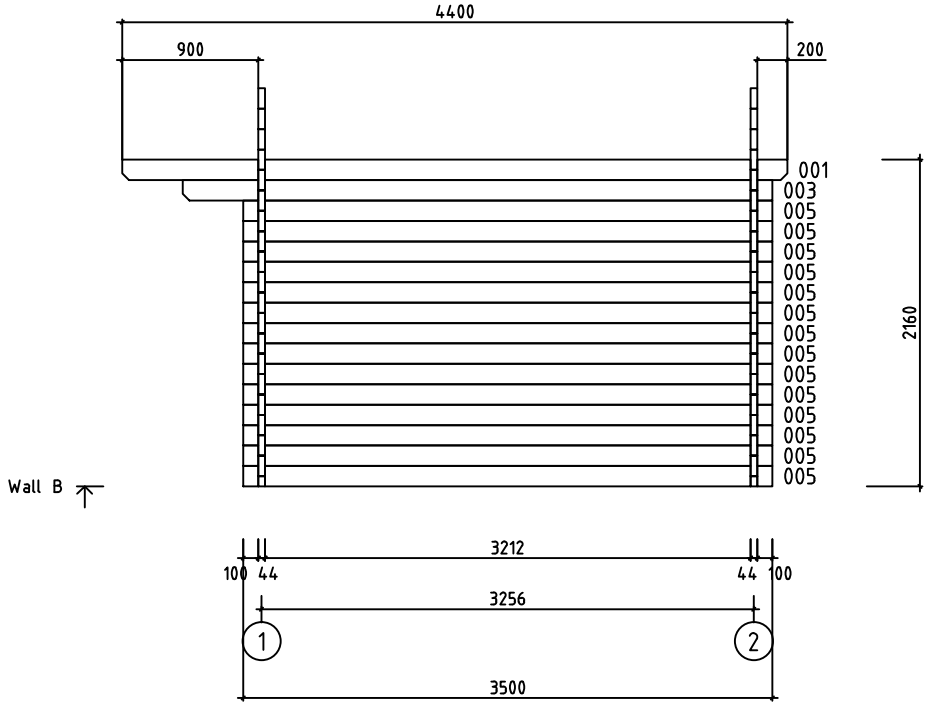

House	Porquerolles 44 ISO	Sheet	7
Drawing	WALL B	Scale	1:50
Material	44x135	Date	18.10.2018
Drawer	RP	File	Porquerolles 44 ISO.dwg

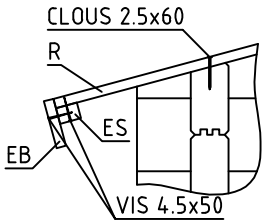

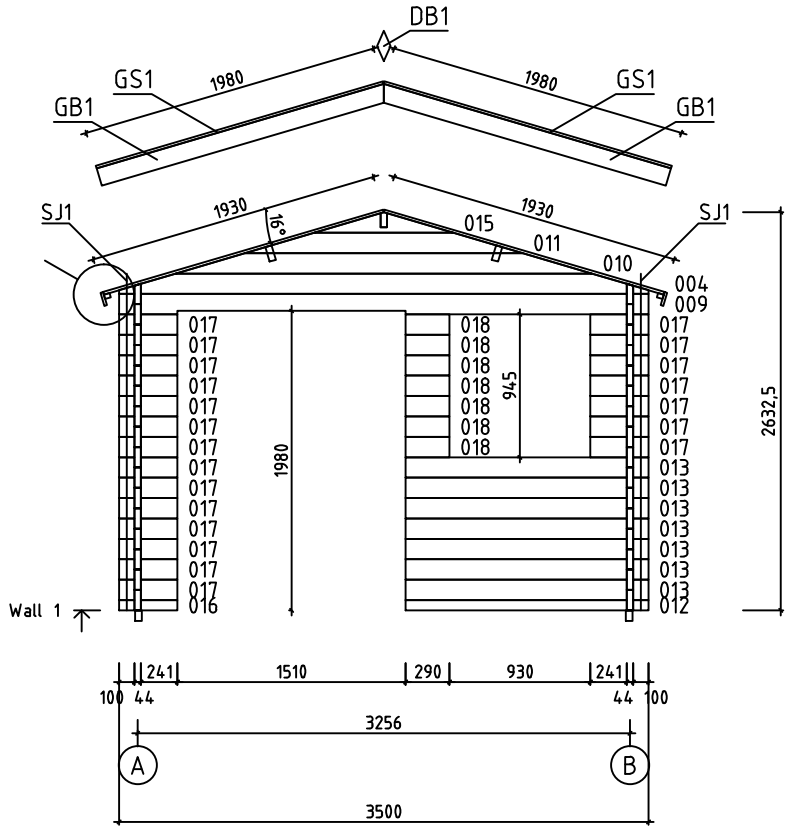

House	Porquerolles 44 ISO	Sheet	8
Drawing	WALL 1	Scale	1:50
Material	44x135	Date	18.10.2018
Drawer	RP	File	Porquerolles 44 ISO.dwg

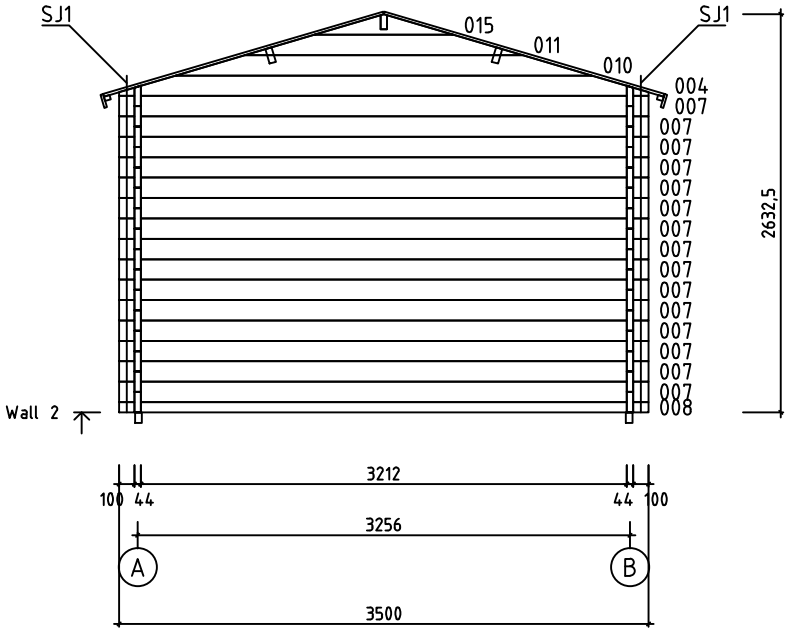

House	Porquerolles 44 ISO	Sheet	9
Drawing	WALL 2	Scale	1:50
Material	44x135	Date	18.10.2018
Drawer	RP	File	Porquerolles 44 ISO.dwg

Pos	Specification-Bestimmung-Spécification	PCS	Profile (mm)	L (mm)
001		1	44x135	4400
002		1	44x135	4400
003	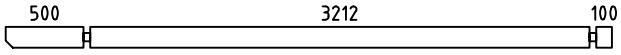	2	44x135	3900
005	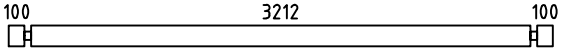	21	44x135	3500
006	SPARE BEAM-ERZATZBOHLE-MADRIER DE RÉSERVE 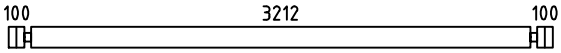	1	44x135	3500
007	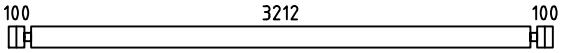	15	44x135	3500
008	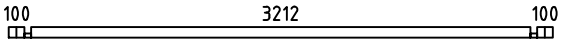	1	44x68	3500
009	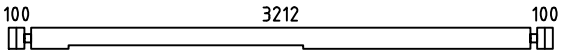	1	44x135	3500
012	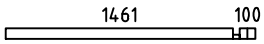	1	44x68	1605
013		7	44x135	1605
014	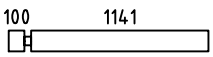	14	44x135	1285
016		1	44x68	385
017		21	44x135	385
018		7	44x135	290
W1-1 W2-1	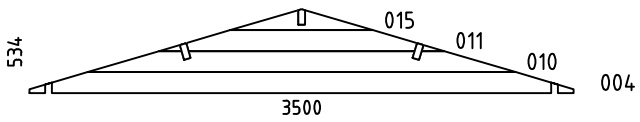	2	44x534	3500
HB	HIT BLOCK-SCHLAGHÖLZER-MADRIERS D´ASSEMBLAGE 	2	44x135	300
FBI1	FLOORBEAMS-FUSSBODENBALKEN-POUTRES DE FONDATION IMPRÉGNÉS IMM	2	45x70	3290
FBI2	FLOORBEAMS-FUSSBODENBALKEN-POUTRES DE FONDATION IMPRÉGNÉS IMM	9	45x70	3200
RB1	ROOFBEAMS-DACHBALKEN-SOLIVES DE PLAFOND 	2	43x140	4400
RB2	ROOFBEAMS-DACHBALKEN-SOLIVES DE PLAFOND 	1	43x140	4400
F1	FLOORBOARD-FUSSBODENBRETT-PLANCHER  or-oder-ou	29+1 38+1	18x114 18x88	3205
R1	ROOFBOARD-DACHBRETT-VOLIGES  or-oder-ou	78+2 102+2	18x114 18x88	1930
FF1	FLOOR FILLET-FUSSBODENLEISTE-BAGUETTE DE FINITION DE PLANCHER 		18x35	13m
GB1	GABLE BOARD-GIEBELBLENDE-PLANCHE DE RIVE 	4	18x120	1980

House Porquerolles 44 ISO	Material	File Porquerolles 44 ISO.dwg	Sheet 10

Pos	Specification-Bestimmung-Spécification	PCS	Profile (mm)	L (mm)
GS1	ROOF FELT FILLET-GIEBELLEISTE-BAGUETTES POUR FIXER LES PLANCHES DE RIVE	4	18x70	1980
EB1	EAVE BOARD-TRAUFBRETT-LATTES SOUS VOLIGES	4	18x90	2200
ES1	EAVE SLAT-TRAUFENLEISTE-BAGUETTES POUR FIXER LES LATTES SOUS VOLIGES	4	30x40	2200
DB1	DIAMOND-RAUTE-ELÉMENTS DE DÉCORATION	2	18x90	200
SJ1	SCREW JOINT-GEWINDESTANGE -TIGES FILETÉS	4	M10	2160
	NAIL-NAGEL-CLOUS FOR-FÜR-POUR COATING FOR ROOF-BESCHICHTUNG FÜR DACH-REVÉTEMENT DE TOIT	270	⌀2.5	20
	NAIL-NAGEL-CLOUS FOR-FÜR-POUR FF1	30	⌀2.0	40
	NAIL-NAGEL-CLOUS FOR-FÜR-POUR F1, R1	590	⌀2.5	60
	SCREWS-SCHRAUBEN-VIS FOR-FÜR-POUR GB1, GS1, EB1, ES1, DB1	70	⌀4.5	50
	SCREWS-SCHRAUBEN-VIS FOR-FÜR-POUR 008, 012, 016 FBI1, FBI2	50	⌀4.5	90
	SCREWS-SCHRAUBEN-VIS FOR-FÜR-POUR RB1, RB2 W1-1, W2-1	22	⌀6.0	160
	COATING FOR ROOF-BESCHICHTUNG FÜR DACH-REVÉTEMENT DE TOIT	2,0	R = 15m	
	DOUBLEDOOR-DOPPELTÜR-DOUBLE PORTE (right-rechts-droit) AST__ISO__PL P	1	1500	1930
	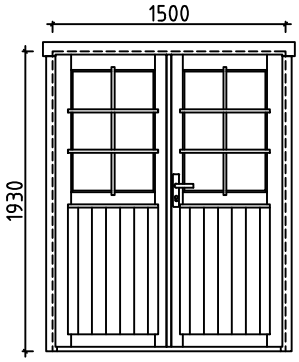	1		
		1		
		1		
		6		
		2		
	WINDOW-FENSTER-FENÉTRE (1x right-rechts-droit; 1x left-links -gauche) AST__ISO__KP__AL__PL P+V	1+1	920	920
	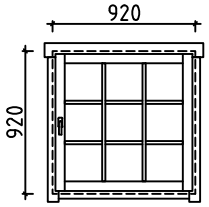	2		
		2		
		2		

House Porquerolles 44 ISO	Material	File Porquerolles 44 ISO.dwg	Sheet 11

#001	B	4400	1
#002	A	4400	1
#003	A,B	3900	2
#004	1,2	3500	2
#005	A,B	3500	21
#006		3500	1
#007	2	3500	15
#008	2	3500	1
#009	1	3500	1
#010	1,2	2753	2
#011	1,2	1835	2
#012	1	1605	1
#013	1	1605	7
#014	A	1285	14
#015	1,2	918	2
#016	1	385	1
#017	1	385	21
#018	1	290	7