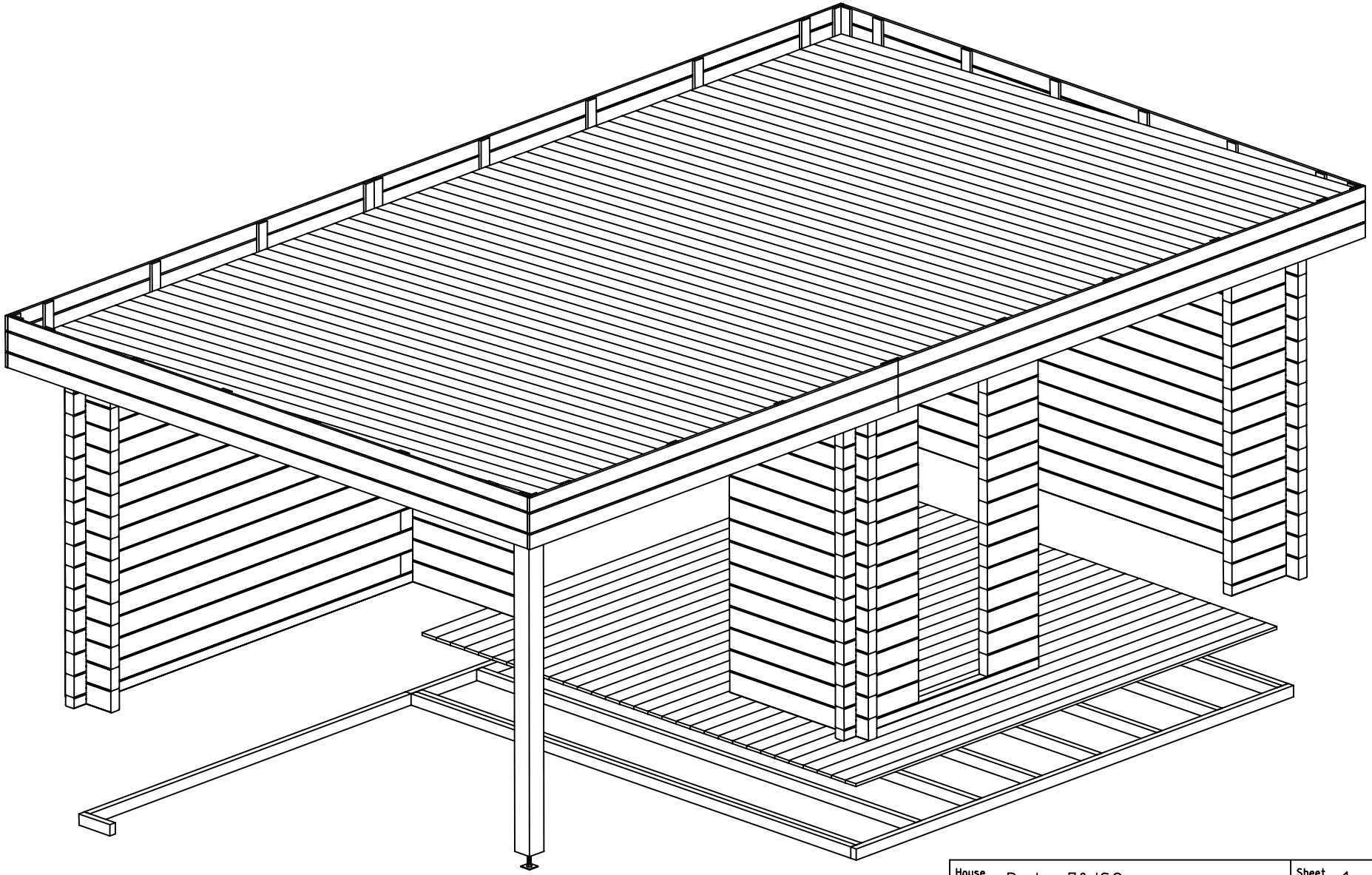

House	Rodez 70 ISO	Sheet	1
Drawing	3D	Scale	
Material	70x135	Date	23.04.2018
Drawer	RP	File	Rodez 70 ISO 3D.dwg

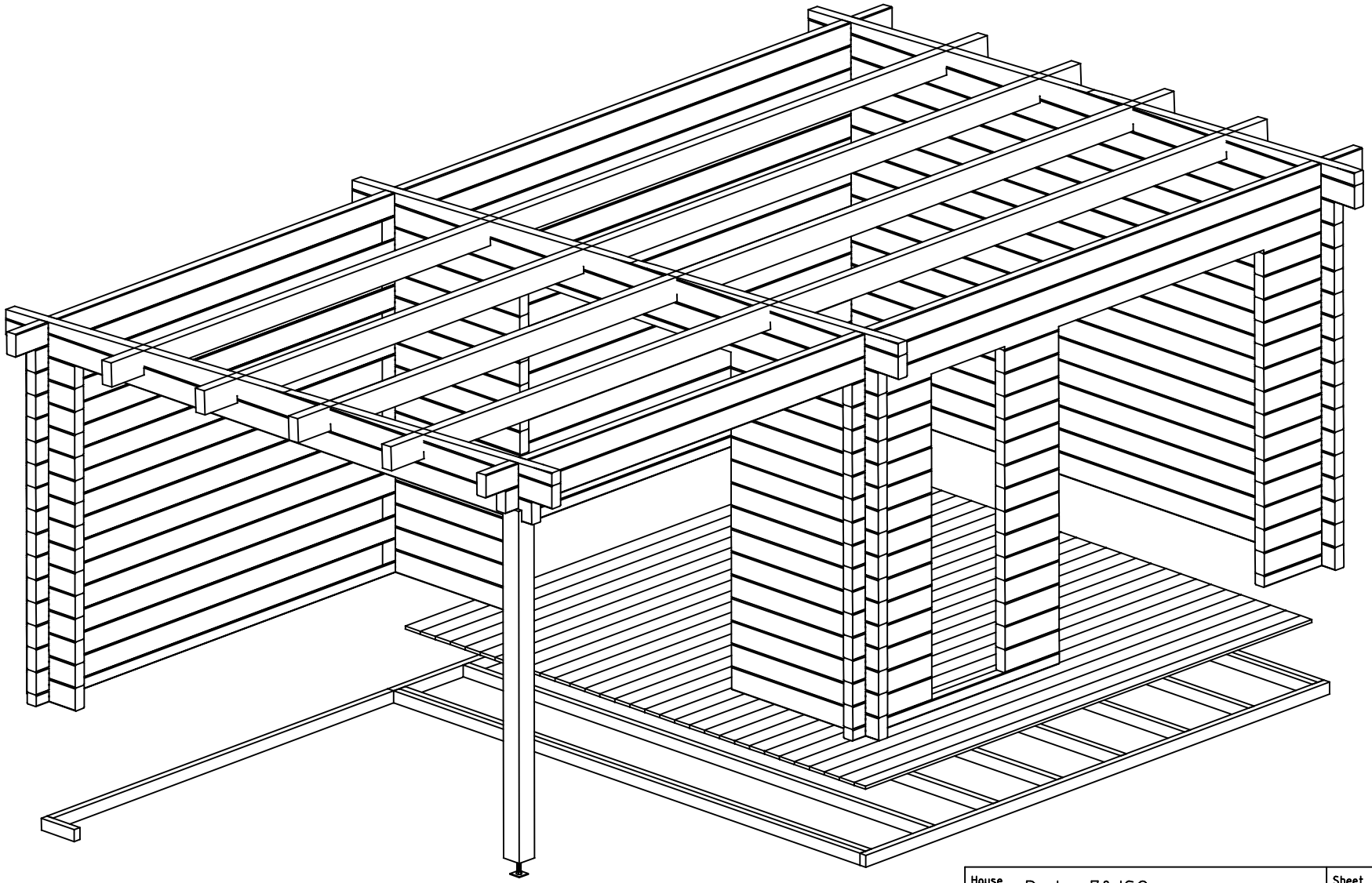

House	Rodez 70 ISO	Sheet	2
Drawing	3D	Scale	
Material	70x135	Date	23.04.2018
Drawer	RP	File	Rodez 70 ISO 3D.dwg

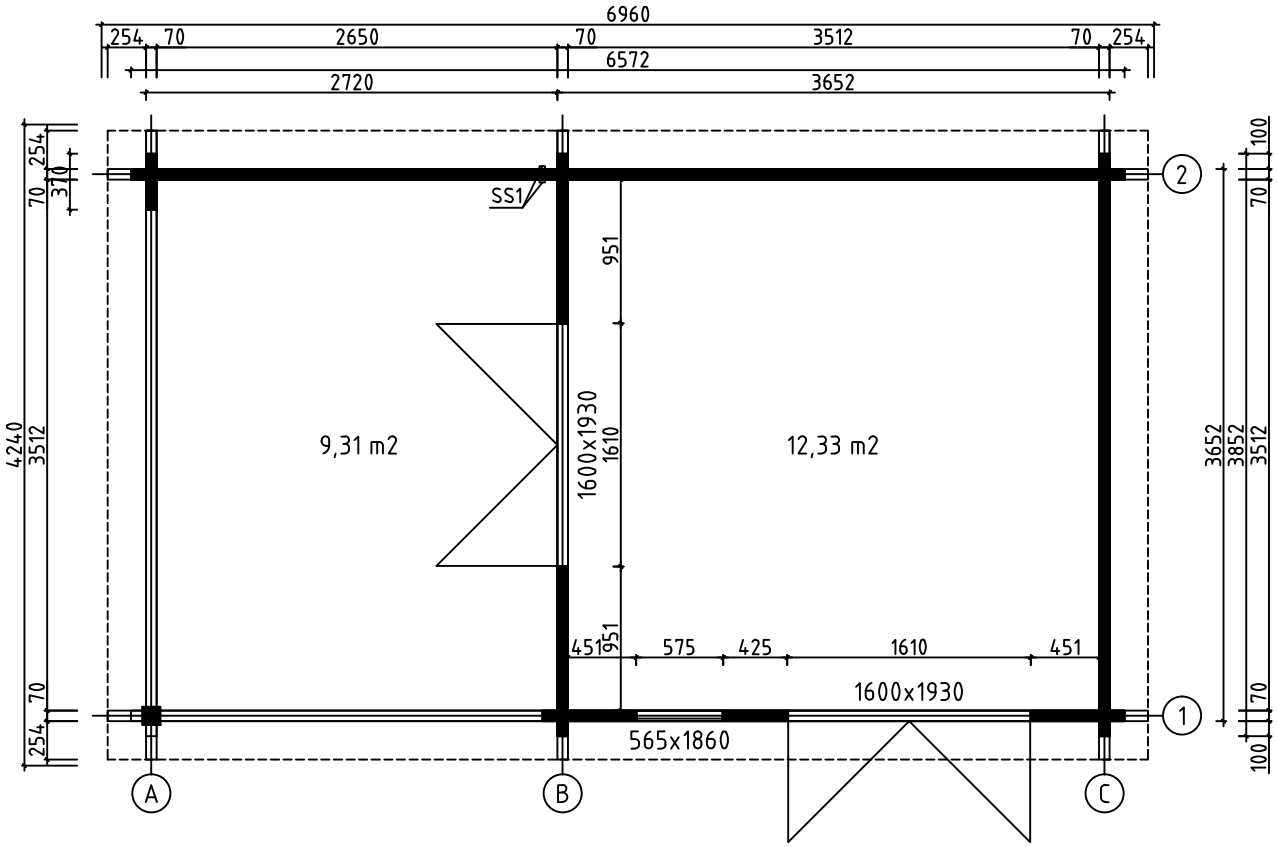

House	Rodez 70 ISO	Sheet	3
Drawing	GROUNDPLAN	Scale	1:50
Material	70x135	Date	23.04.2018
Drawer	RP	File	Rodez 70 ISO.dwg

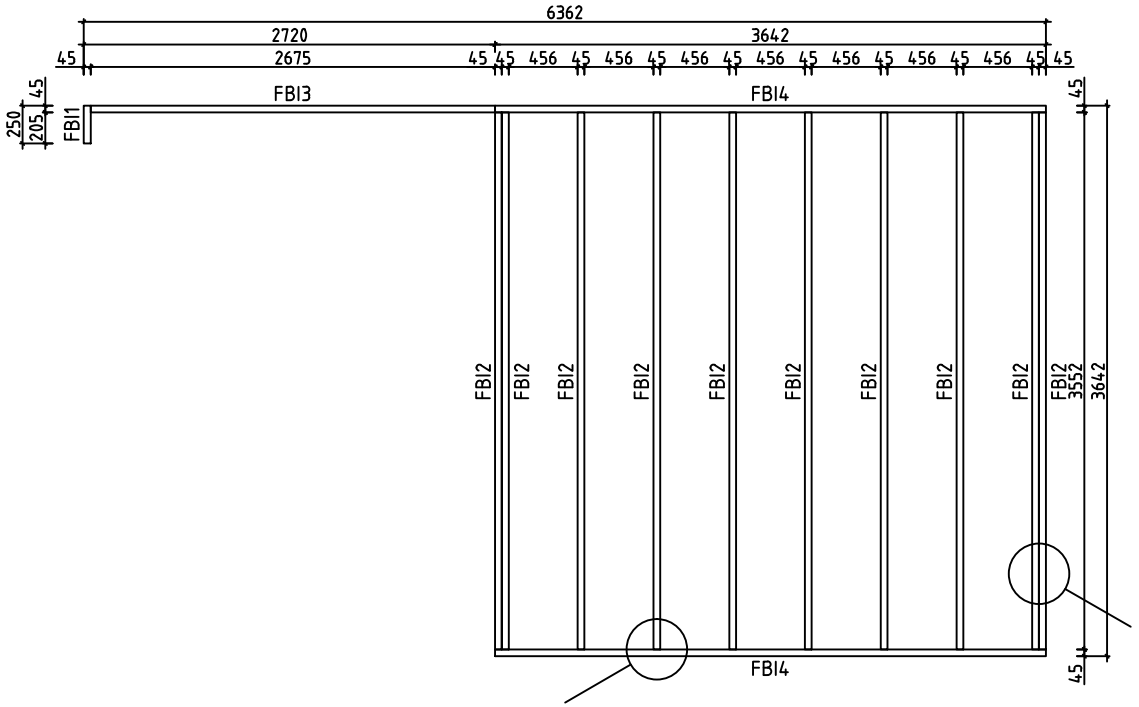

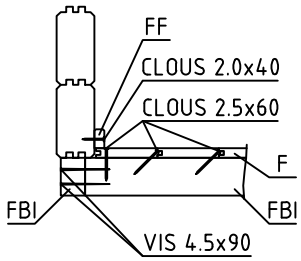

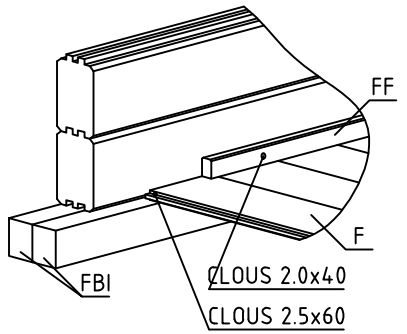

House	Rodez 70 ISO	Sheet	4
Drawing	FLOORBEAMS	Scale	1:50
Material	45x70	Date	23.04.2018
Drawer	RP	File	Rodez 70 ISO.dwg

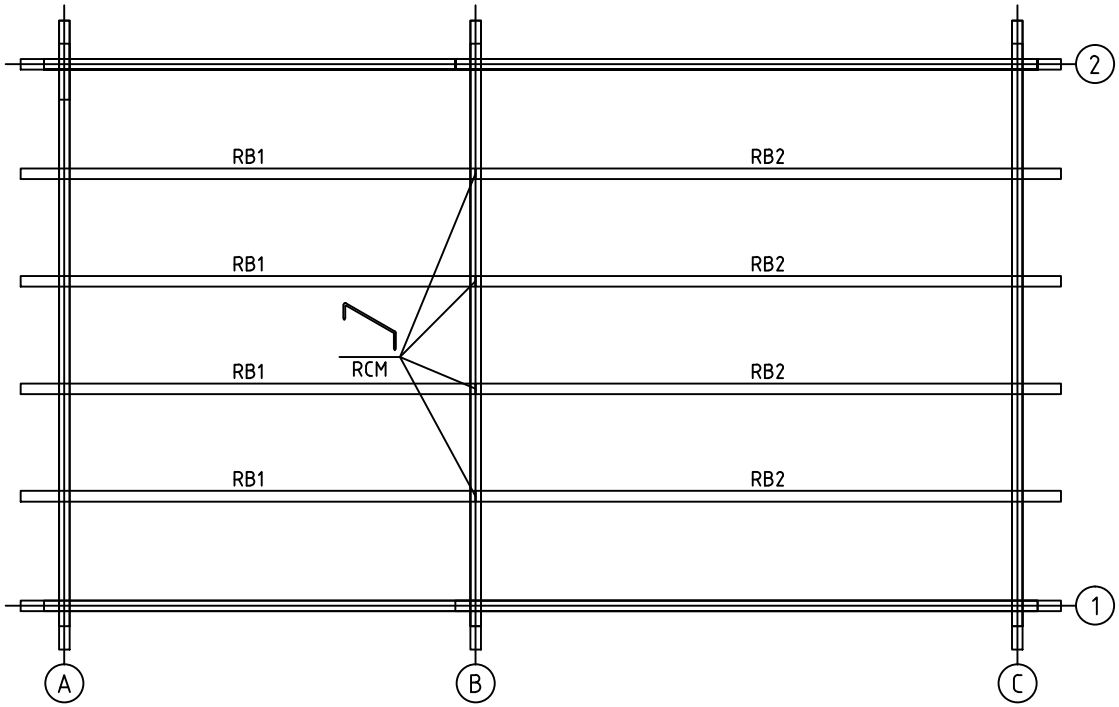

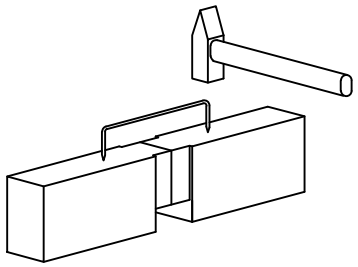

House	Rodez 70 ISO	Sheet	5
Drawing	ROOFBEAMS	Scale	1:50
Material	70x140	Date	23.04.2018
Drawer	RP	File	Rodez 70 ISO.dwg

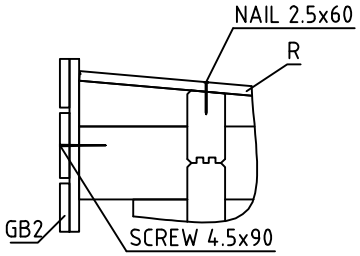

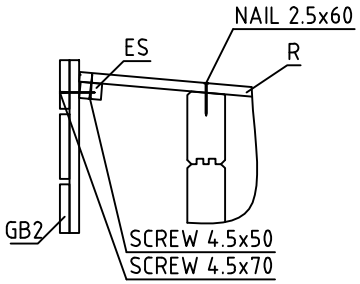

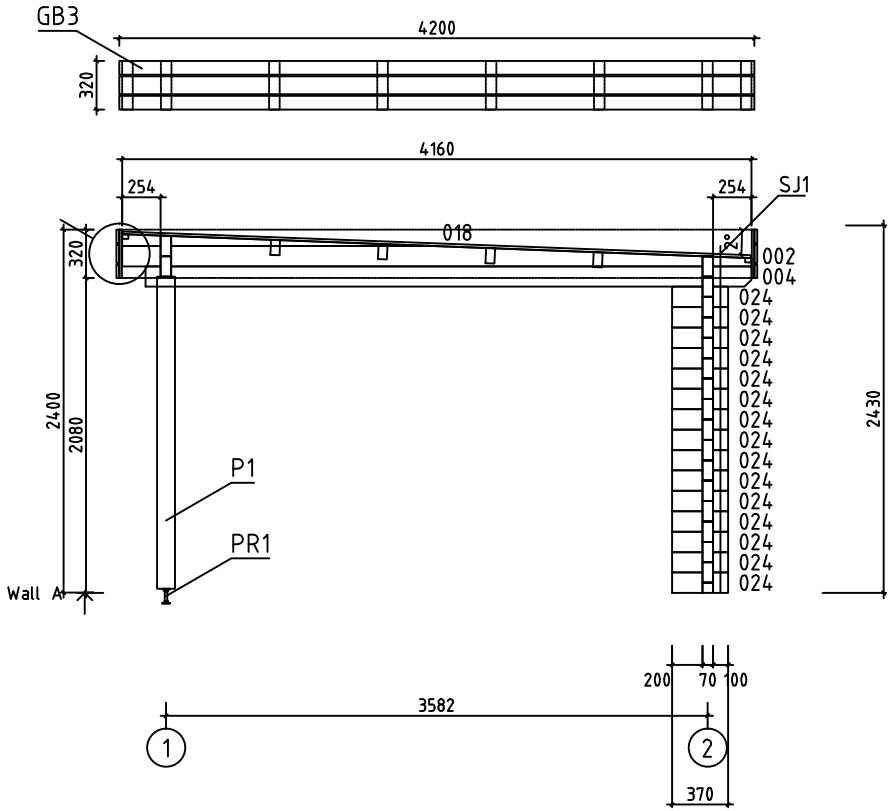

House	Rodez 70 ISO	Sheet	6
Drawing	WALL A	Scale	1:50
Material	70x135	Date	23.04.2018
Drawer	RP	File	Rodez 70 ISO.dwg

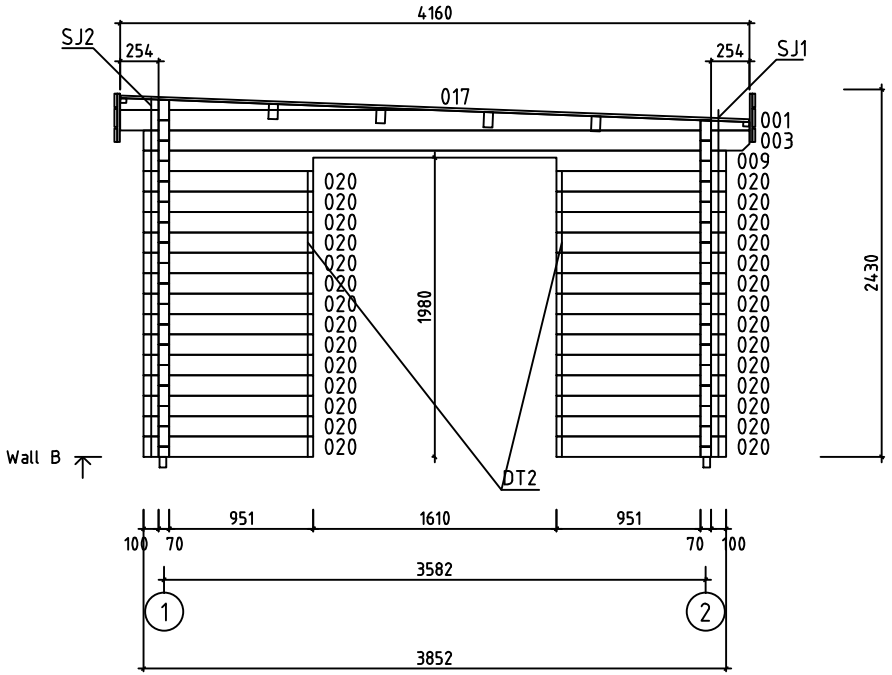
4160
SJ2
254
254
SJ1
017
001
003
009
020
020
020

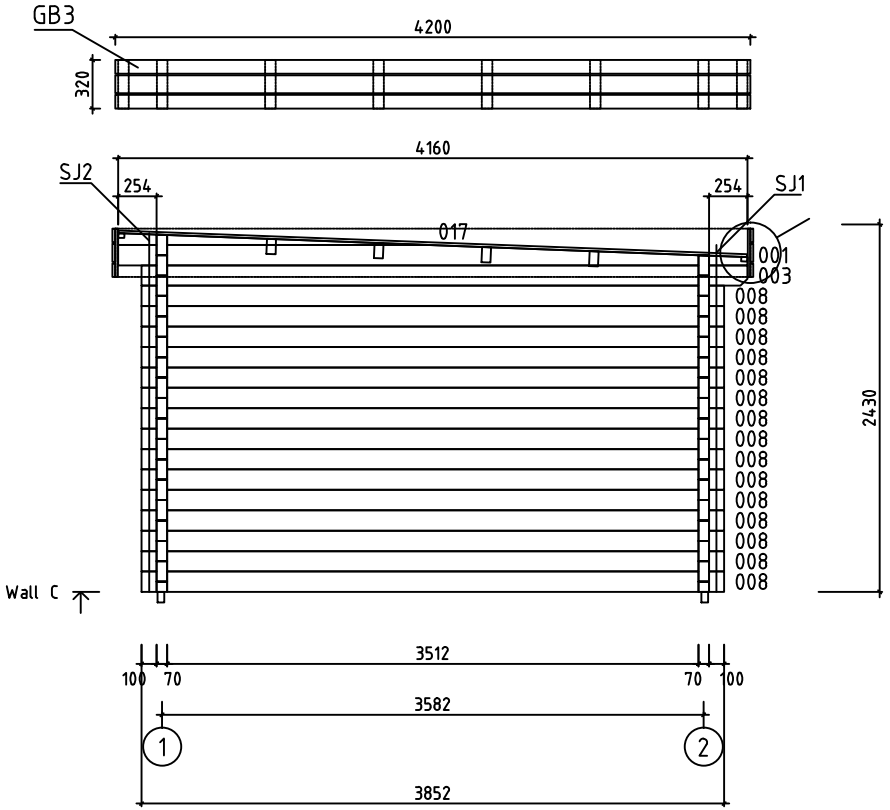

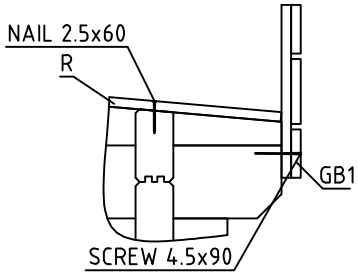

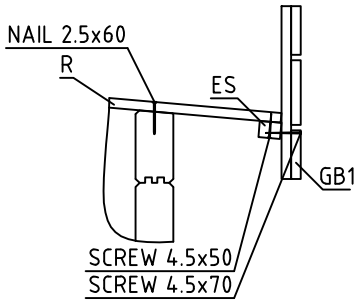

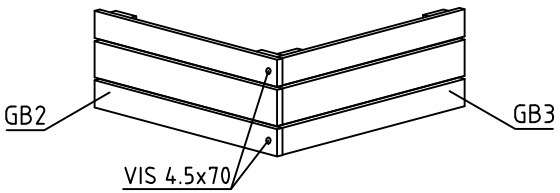

House	Rodez 70 ISO	Sheet	8
Drawing	WALL C	Scale	1:50
Material	70x135	Date	23.04.2018
Drawer	RP	File	Rodez 70 ISO.dwg

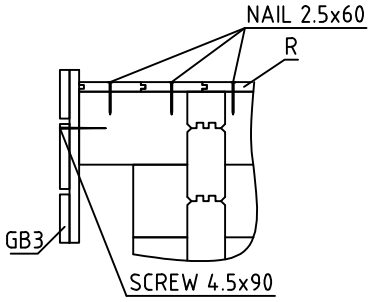

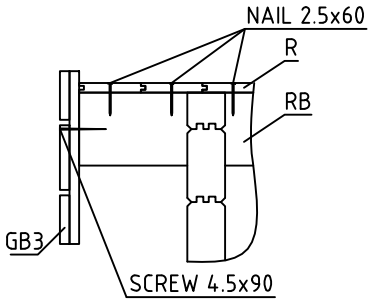

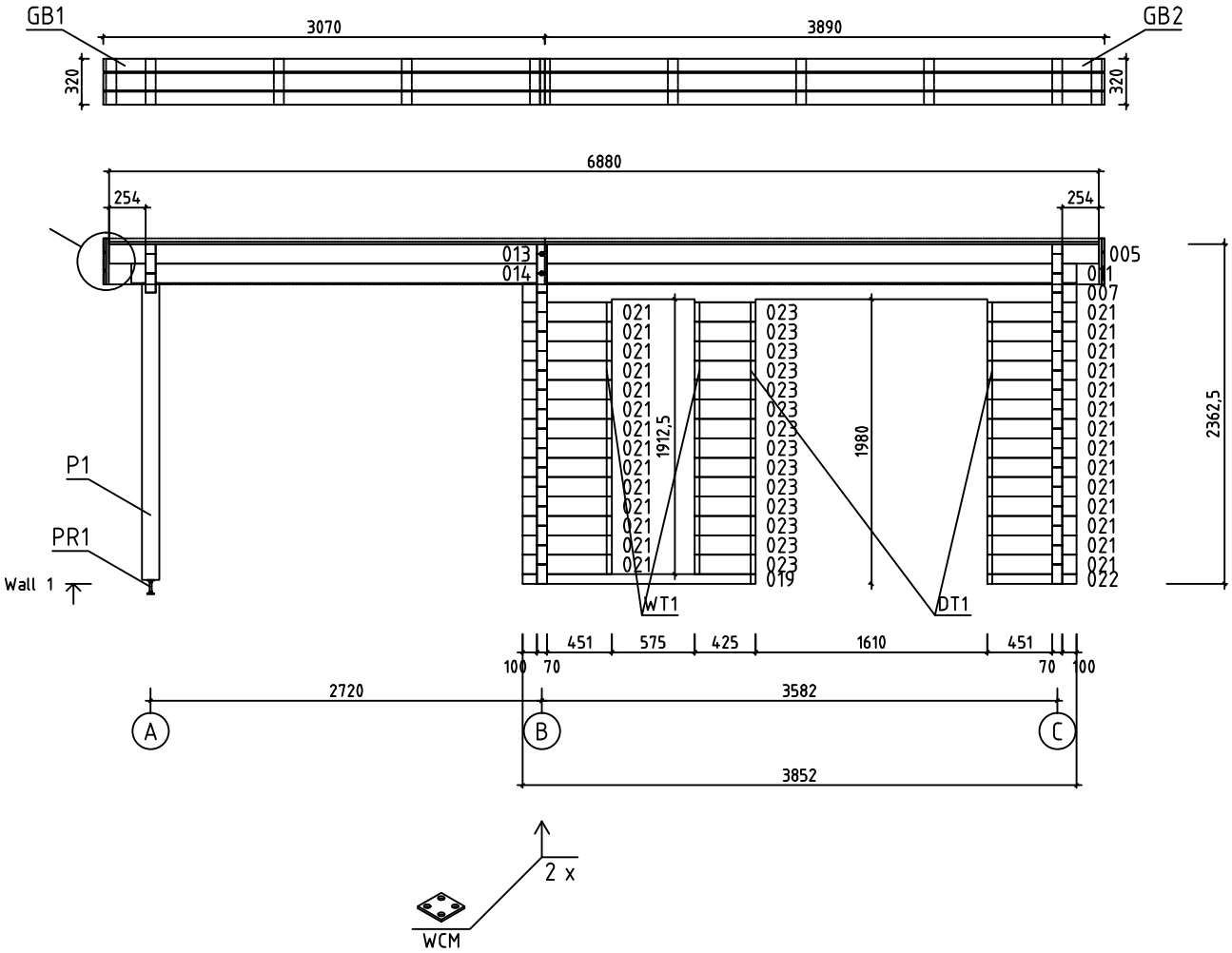

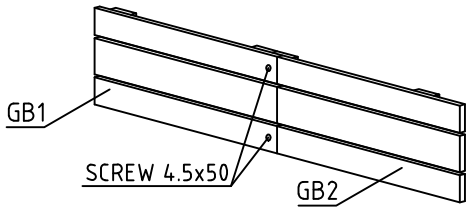

House	Rodez 70 ISO	Sheet	9
Drawing	WALL 1	Scale	1:50
Material	70x135	Date	23.04.2018
Drawer	RP	File	Rodez 70 ISO.dwg

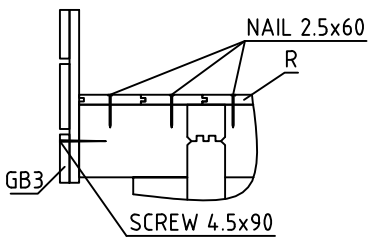

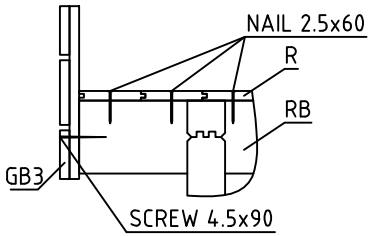

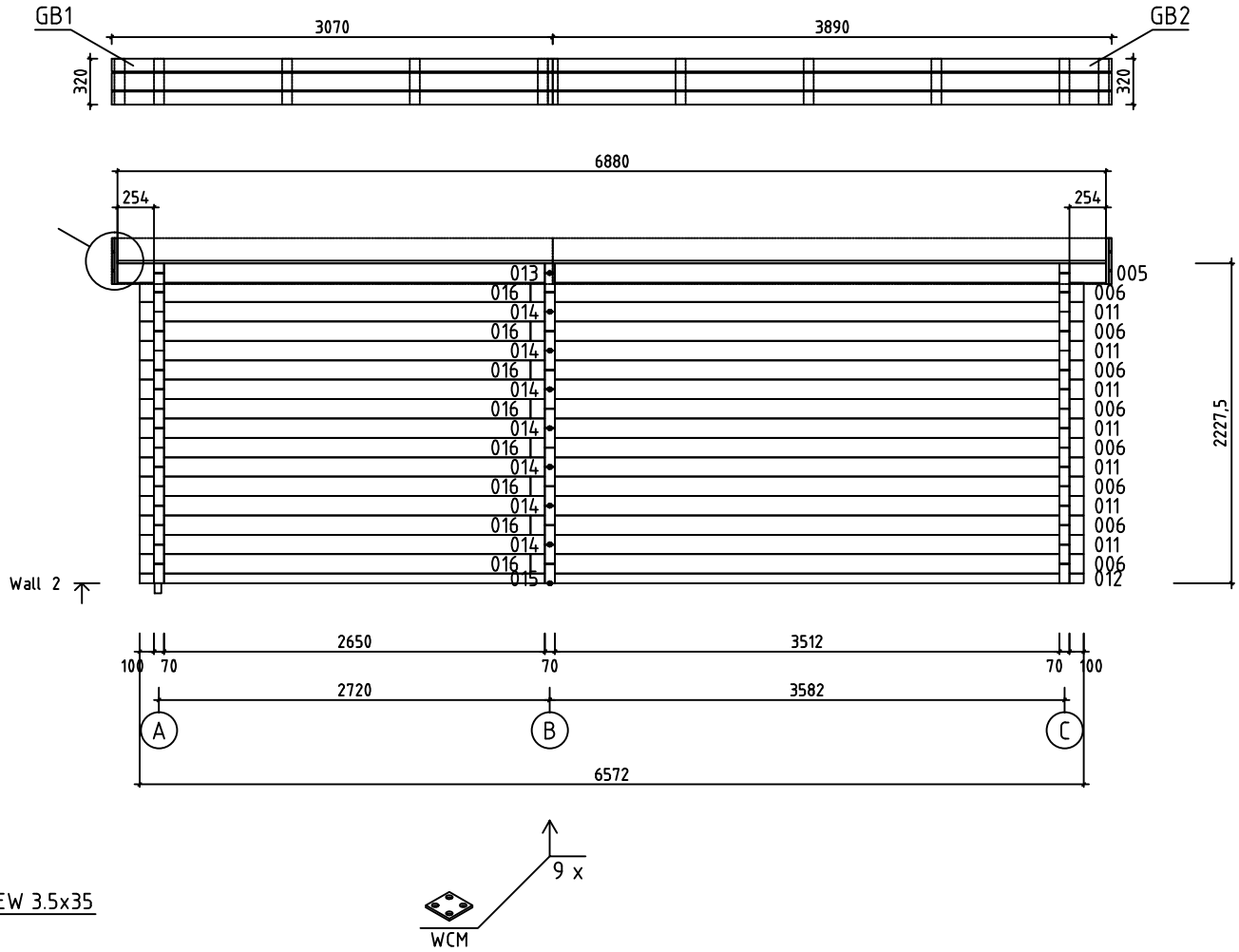

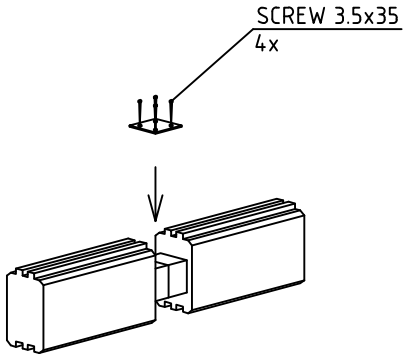

House	Rodez 70 ISO	Sheet	10
Drawing	WALL 2	Scale	1:50
Material	70x135	Date	23.04.2018
Drawer	RP	File	Rodez 70 ISO.dwg

Pos	Specification-Bestimmung-Spécification	PCS	Profile (mm)	L (mm)
005	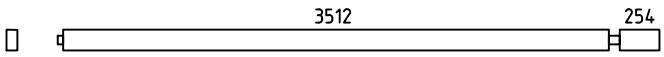	2	70x135	3871
006	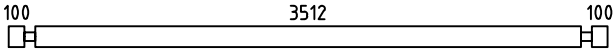	8	70x135	3852
007	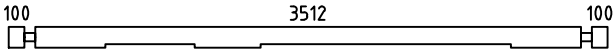	1	70x135	3852
008	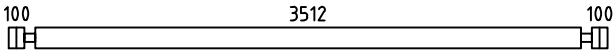	15	70x135	3852
009	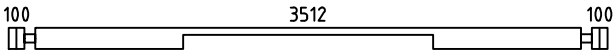	1	70x135	3852
010	SPARE BEAM-ERZATZBOHLE-MADRIER DE RÉSERVE 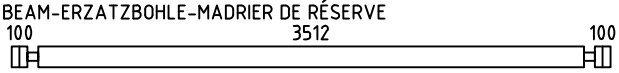	1	70x135	3852
011		8	70x135	3717
012	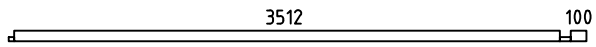	1	70x68	3717
013		2	70x135	3009
014	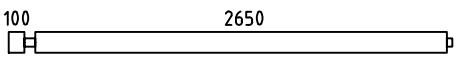	8	70x135	2855
015	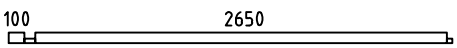	1	70x68	2855
016	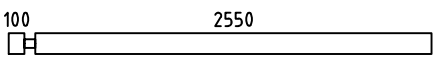	8	70x135	2720
019	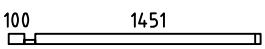	1	70x68	1621
020	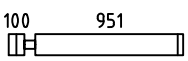	28	70x135	1121
021	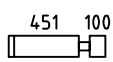	28	70x135	621
022	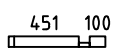	1	70x68	621
023		14	70x135	425
024		15	70x135	370
WA-1	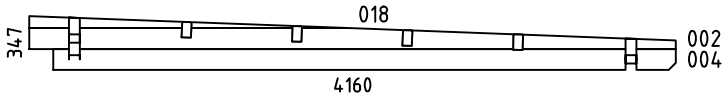	1	70x347	4160
WB-1 WC-1	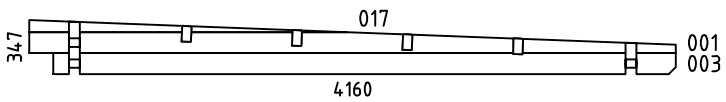	2	70x347	4160
HB	HIT BLOCK-SCHLAGHÖLZER-MADRIERS D´ASSEMBLAGE 	2	70x135	300
FBI4	FLOORBEAMS-FUSSBODENBALKEN-POUTRES DE FONDATION IMPRÉGNÉS IMM	2	45x70	3642
FBI2	FLOORBEAMS-FUSSBODENBALKEN-POUTRES DE FONDATION IMPRÉGNÉS IMM	10	45x70	3552

House Rodez 70 ISO	Material	File Rodez 70 ISO.dwg	Sheet 11

Pos	Specification-Bestimmung-Spécification	PCS	Profile (mm)	L (mm)
FBI3	FLOORBEAMS-FUSSBODENBALKEN-POUTRES DE FONDATION IMPRÉGNÉS IMM	1	45x70	2675
FBI1	FLOORBEAMS-FUSSBODENBALKEN-POUTRES DE FONDATION IMPRÉGNÉS IMM	1	45x70	250
P1	POST-PFOSTEN-POTEAU 	1	120x120	2065
RB2	ROOFBEAMS-DACHBALKEN-SOLIVES DE PLAFOND 	4	70x140	3871
RB1	ROOFBEAMS-DACHBALKEN-SOLIVES DE PLAFOND 	4	70x140	3009
F1	FLOORBOARD-FUSSBODENBRETT-PLANCHER or-oder-ou	31+1 41+1	18x114 18x88	3505
R1	ROOFBOARD-DACHBRETT-VOLIGES or-oder-ou	61+1 79+1	18x114 18x88	4160
FF1	FLOOR FILLET-FUSSBODENLEISTE-BAGUETTE DE FINITION DE PLANCHER		18x35	14m
GB1	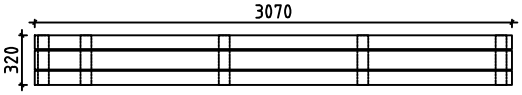	2	36x320	3070
GB2		2	36x320	3890+35
GB3	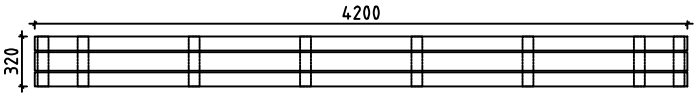	2	36x320	4200
ES1	EAVE SLAT-TRAUFENLEISTE-BAGUETTES POUR FIXER LES LATTES SOUS VOLIGES 	2	30x40	3510
ES2	EAVE SLAT-TRAUFENLEISTE-BAGUETTES POUR FIXER LES LATTES SOUS VOLIGES 	2	30x40	2650
ES3	EAVE SLAT-TRAUFENLEISTE-BAGUETTES POUR FIXER LES LATTES SOUS VOLIGES 	4	30x40	250
DT1	DOOR ASSEMBLING PROFILE-TÜR INSTALLIERUNGSPROFIL -TASSEAU DE FIXATION POUR PORTES	2	18x25	1930
DT2	DOOR ASSEMBLING PROFILE-TÜR INSTALLIERUNGSPROFIL -TASSEAU DE FIXATION POUR PORTES	2	18x25	1840
WT1	WINDOW ASSEMBLING PROFILE-FENSTER INSTALLIERUNGSPROFIL -TASSEAU DE FIXATION POUR FENÉTRE	2	18x25	1860
SS1	STORM SLAT-STURMLEISTE -BAGUETTE DE TEMPETE TYPE 2	2	18x35	2090
PR1	POST REGULATOR-PFOSTEN REGLER- PIED MÉTALLIQUE RÉGLABLE POUR POTEAU 	1		
WCM	WALLBEAMS CONNECTING METAL-WANDBOHLEN BEFESTIGUNG -METALLE-PATTE D´ASSEMBLAGE 	11	50	50
RCM	ROOFBEAMS CONNECTING METAL-DACHBALKEN BEFESTIGUNGSMETALLE -CONNECTEUR MÉTALLIQUE POUR SOLIVES DE PLAFOND 	4	ø6.0	200
SJ1	SCREW JOINT-GEWINDESTANGE -TIGES FILETÉS	3	M10	2250

House Rodez 70 ISO	Material	File Rodez 70 ISO.dwg	Sheet 12

Pos	Specification-Bestimmung-Spécification	PCS	Profile (mm)	L (mm)
SJ2	SCREW JOINT-GEWINDESTANGE -TIGES FILETÉS	2	M10	2390
	SCREWS-SCHRAUBEN-VISSER FOR-FÜR-POUR SS1	2	M8	130
	WASHER-SCHEIBE-RONDELLE FOR-FÜR-POUR SS1	2	M8	
	NUT-NUSS-ÉCROU FOR-FÜR-POUR SS1	2	M8	
	NAIL-NAGEL-CLOUS FOR-FÜR-POUR COATING FOR ROOF-BESCHICHTUNG FÜR DACH-REVÉTEMENT DE TOIT	420	ϕ2.5	20
	NAIL-NAGEL-CLOUS FOR-FÜR-POUR FF1	30	ϕ2.0	40
	NAIL-NAGEL-CLOUS FOR-FÜR-POUR F1, R1	820	ϕ2.5	60
	SCREWS-SCHRAUBEN-VIS FOR-FÜR-POUR WCM	44	ϕ3.5	35
	SCREWS-SCHRAUBEN-VIS FOR-FÜR-POUR ES1, ES2, ES3, GB1, GB2, P1, PR1	50	ϕ4.5	50
	SCREWS-SCHRAUBEN-VIS FOR-FÜR-POUR GB1, GB2, GB3	20	ϕ4.5	70
	SCREWS-SCHRAUBEN-VIS FOR-FÜR-POUR 012, 015, 019, 022, FBI1, FBI2, FBI3, FBI4, GB1, GB2, GB3	70	ϕ4.5	90
	SCREWS-SCHRAUBEN-VIS FOR-FÜR-POUR WA-1, WB-1, WC-1, RB1, RB2	40	ϕ6.0	160
	COATING FOR ROOF-BESCHICHTUNG FÜR DACH-REVÉTEMENT DE TOIT	3,0	R = 15m	
	DOUBLEDOOR-DOPPELTÜR-DOUBLE PORTE (right-rechts-droit) ORT_1H P 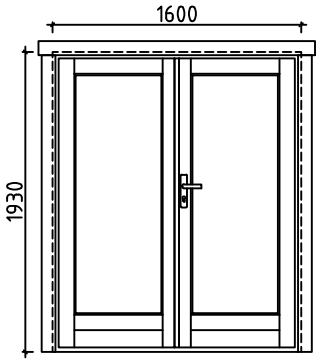	2 2 2 2	1600	1930
	WINDOW-FENSTER-FENÉTRE (right-rechts-droit) ORT_1H P 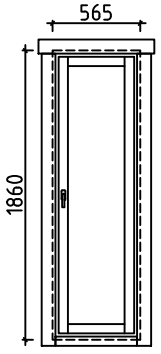	1 1 1	565	1860

House Rodez 70 ISO	Material	File Rodez 70 ISO.dwg	Sheet 13

#001	B,C	4160	2
#002	A	4160	1
#003	B,C	4006	2
#004	A	4006	1
#005	1,2	3871	2
#006	2	3852	8
#007	1	3852	1
#008	C	3852	15
#009	B	3852	1
#010		3852	1
#011	1,2	3717	8
#012	2	3717	1
#013	1,2	3009	2
#014	1,2	2855	8
#015	2	2855	1
#016	2	2720	8
#017	B,C	2045	2
#018	A	2045	1
#019	1	1621	1
#020	B	1121	28
#021	1	621	28
#022	1	621	1
#023	1	425	14
#024	A	370	15