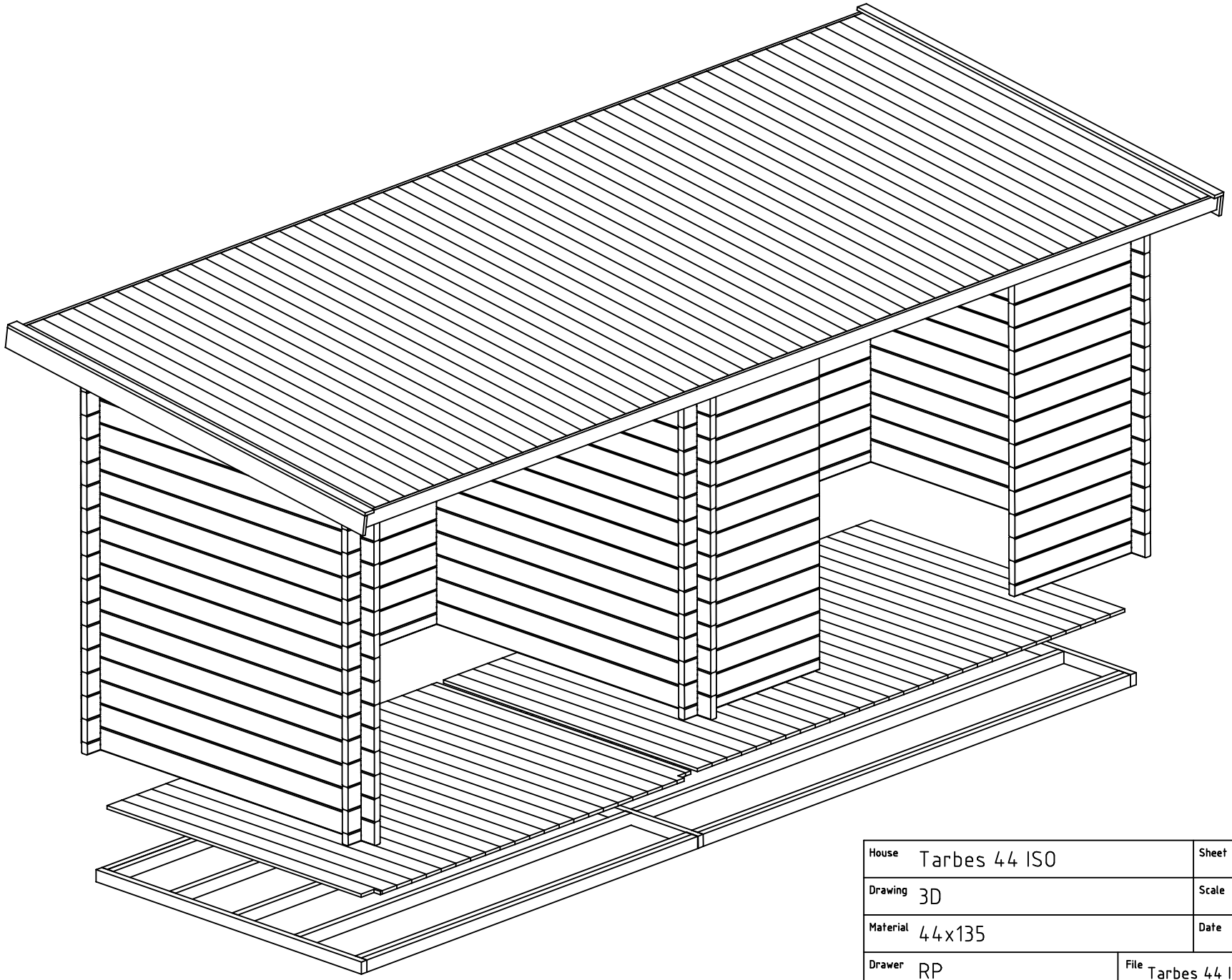

House	Tarbes 44 ISO	Sheet	1
Drawing	3D	Scale	
Material	44x135	Date	19.05.2016
Drawer	RP	File	Tarbes 44 ISO 3D.dwg

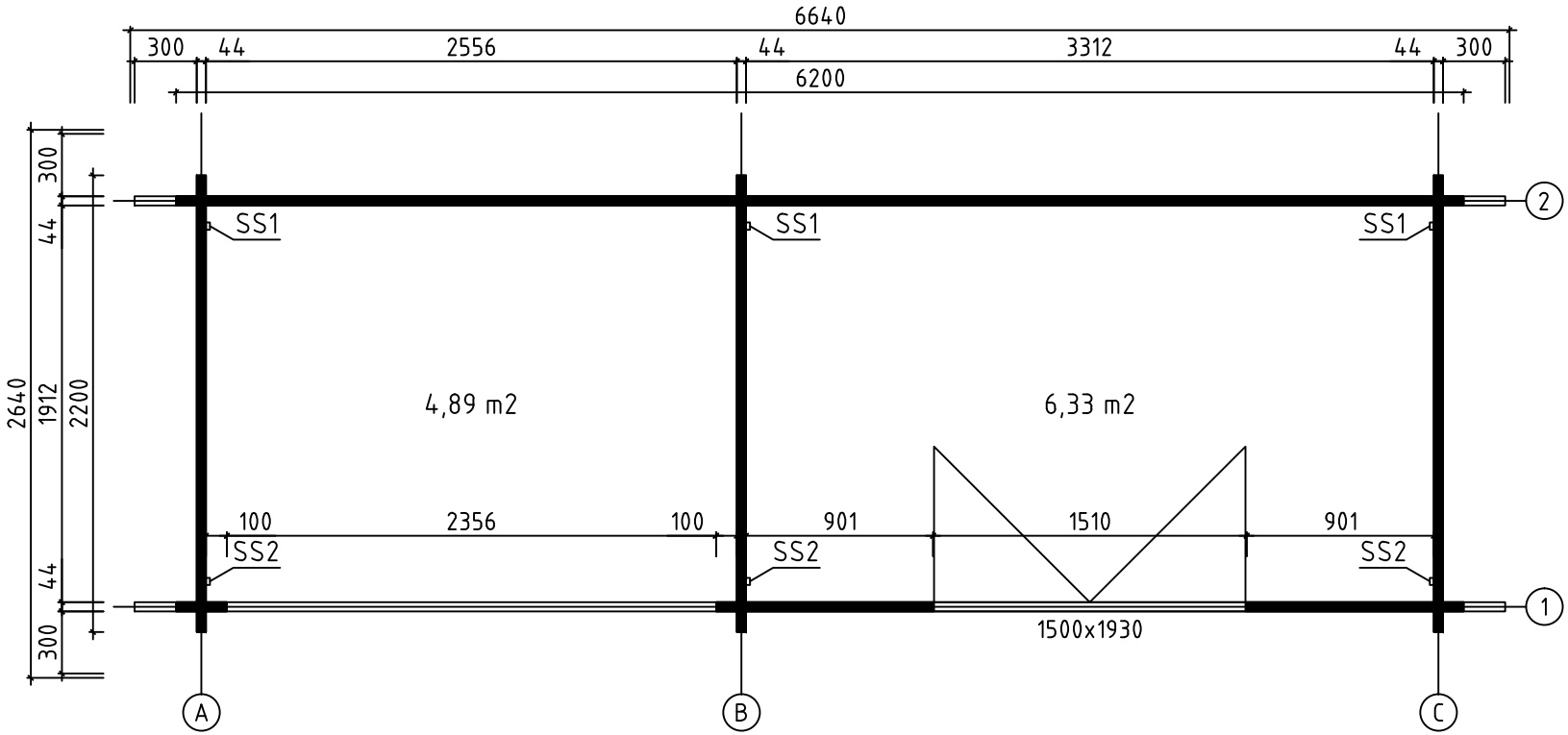

House	Tarbes 44 ISO	Sheet	2
Drawing	PLAN DE MASSE	Scale	1:35
Material	44x135	Date	19.05.2016
Drawer	RP	File	Tarbes 44 ISO.dwg

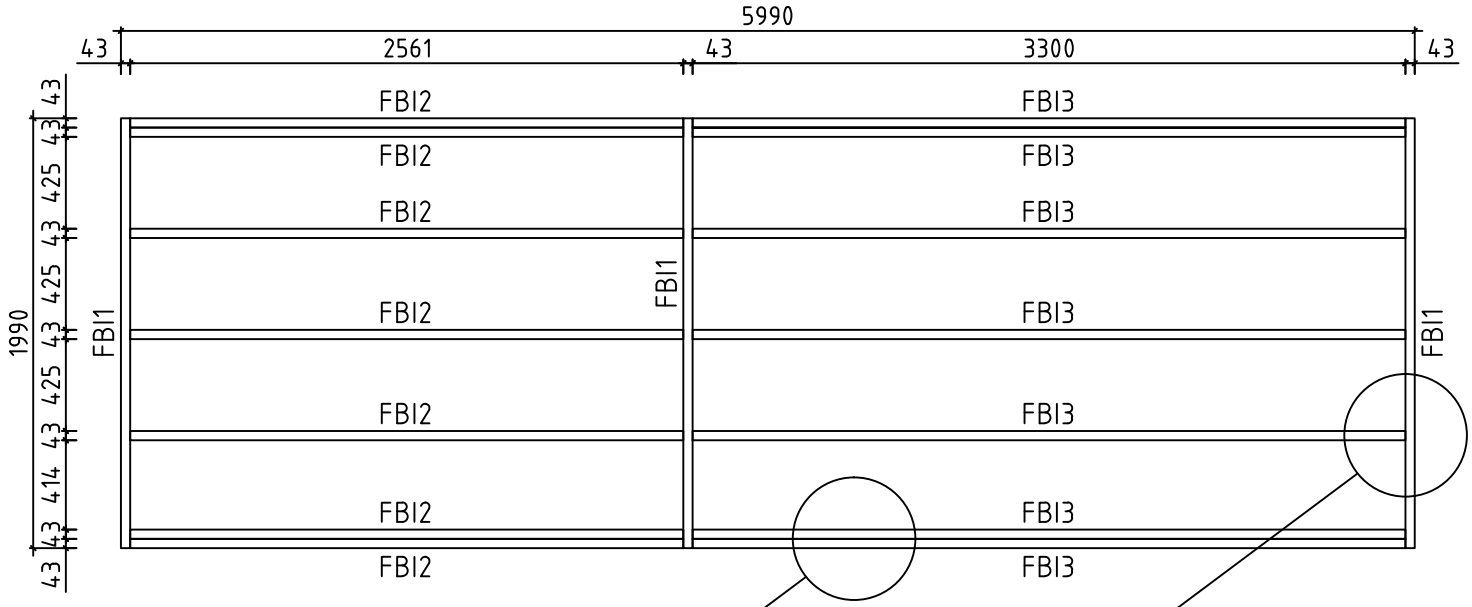

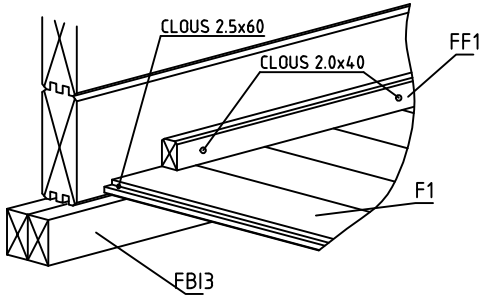

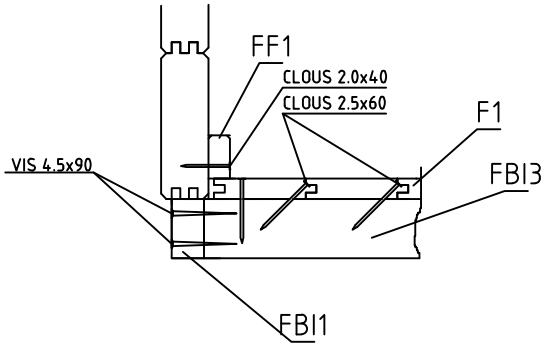

House	Tarbes 44 ISO	Sheet	3
Drawing	PLAN DE MASSE	Scale	1:35
Material	43x70	Date	19.05.2016
Drawer	RP	File	Tarbes 44 ISO.dwg

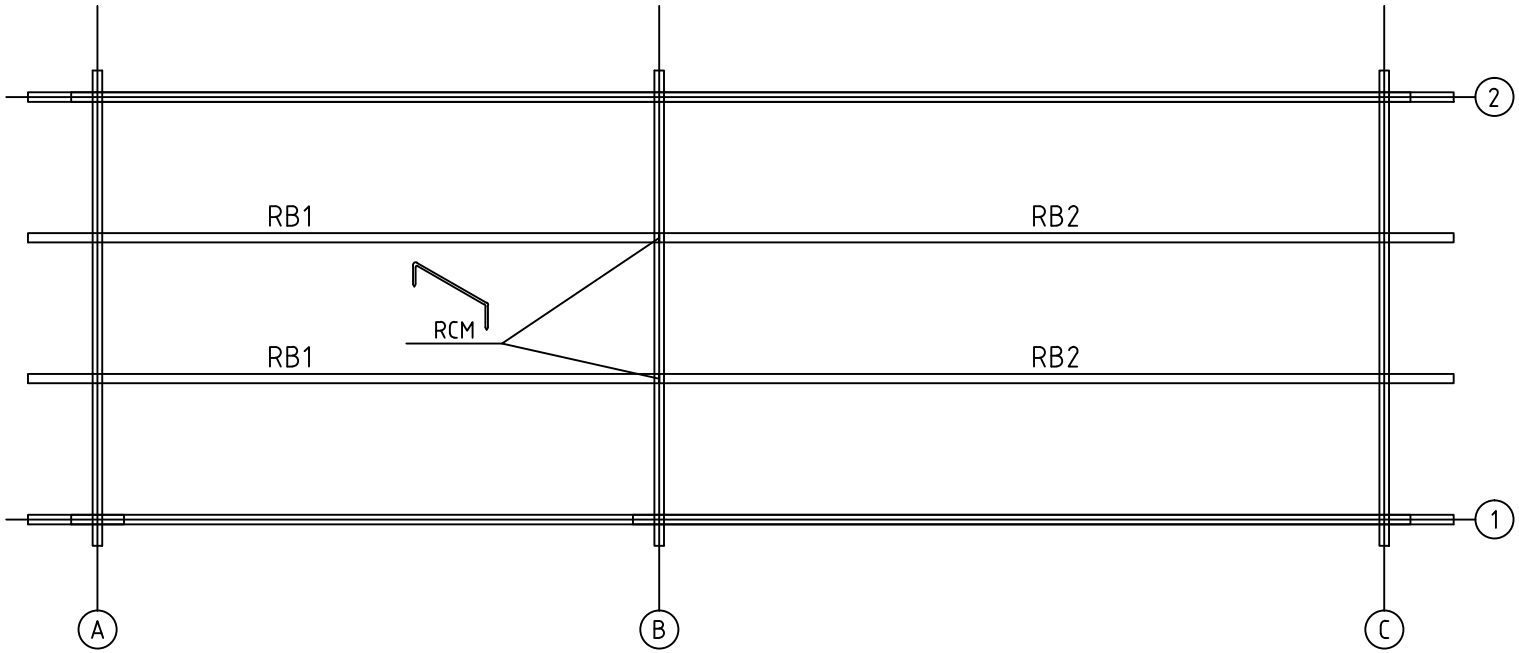

House	Tarbes 44 ISO	Sheet	4
Drawing	SOLIVES DE PLAFOND	Scale	1:35
Material	43x140	Date	19.05.2016
Drawer	RP	File	Tarbes 44 ISO.dwg

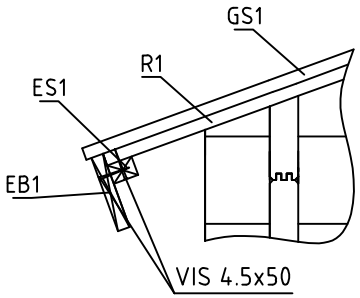

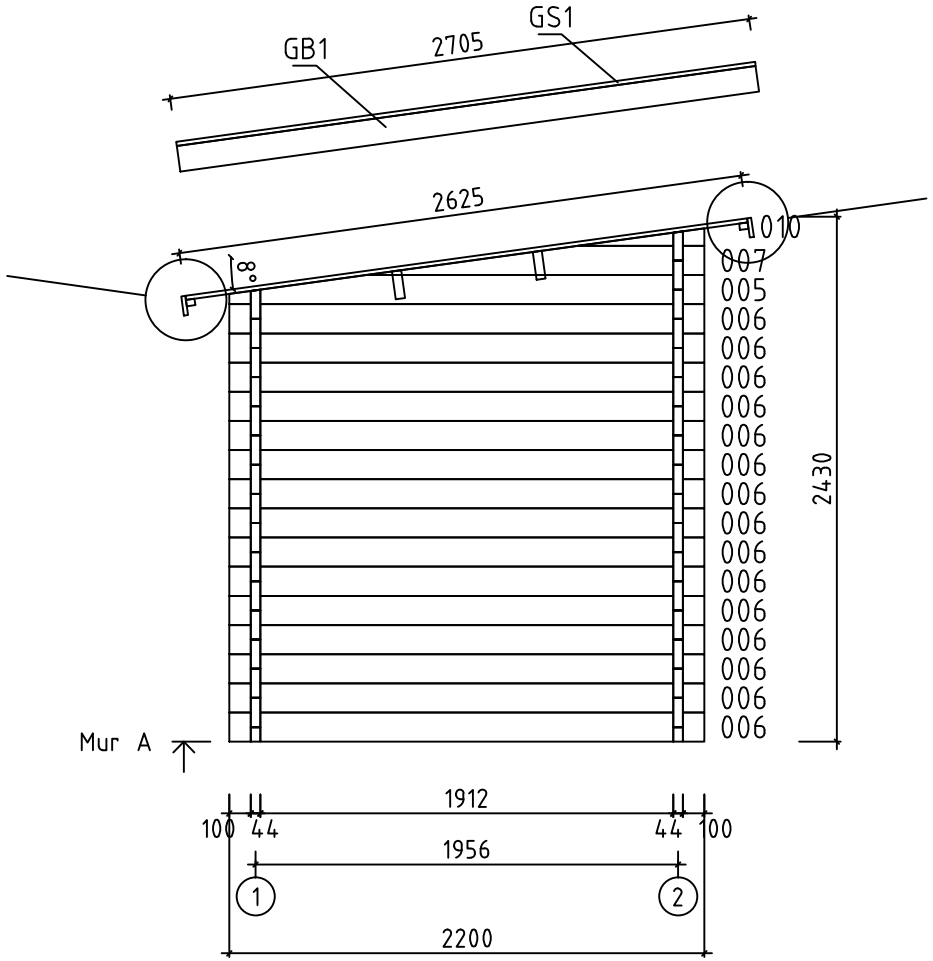

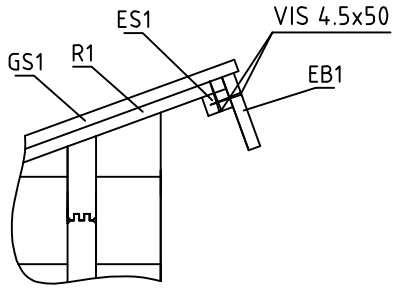

House	Tarbes 44 ISO	Sheet	5
Drawing	MUR A	Scale	1:35
Material	44x135	Date	19.05.2016
Drawer	RP	File	Tarbes 44 ISO.dwg

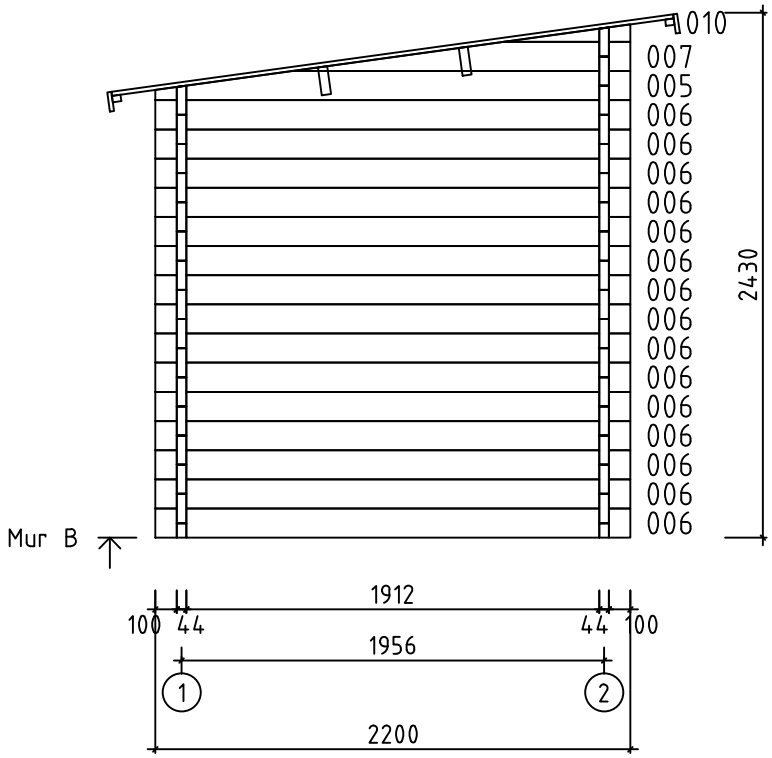

House	Tarbes 44 ISO	Sheet	6
Drawing	MUR B	Scale	1:35
Material	44x135	Date	19.05.2016
Drawer	RP	File	Tarbes 44 ISO.dwg

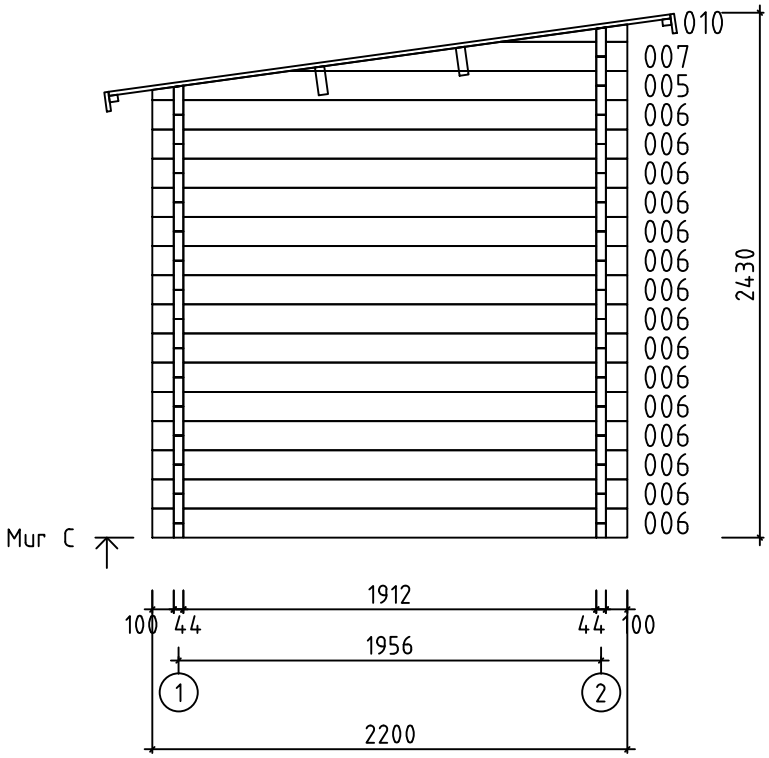

House	Tarbes 44 ISO	Sheet	7
Drawing	MUR C	Scale	1:35
Material	44x135	Date	19.05.2016
Drawer	RP	File	Tarbes 44 ISO.dwg

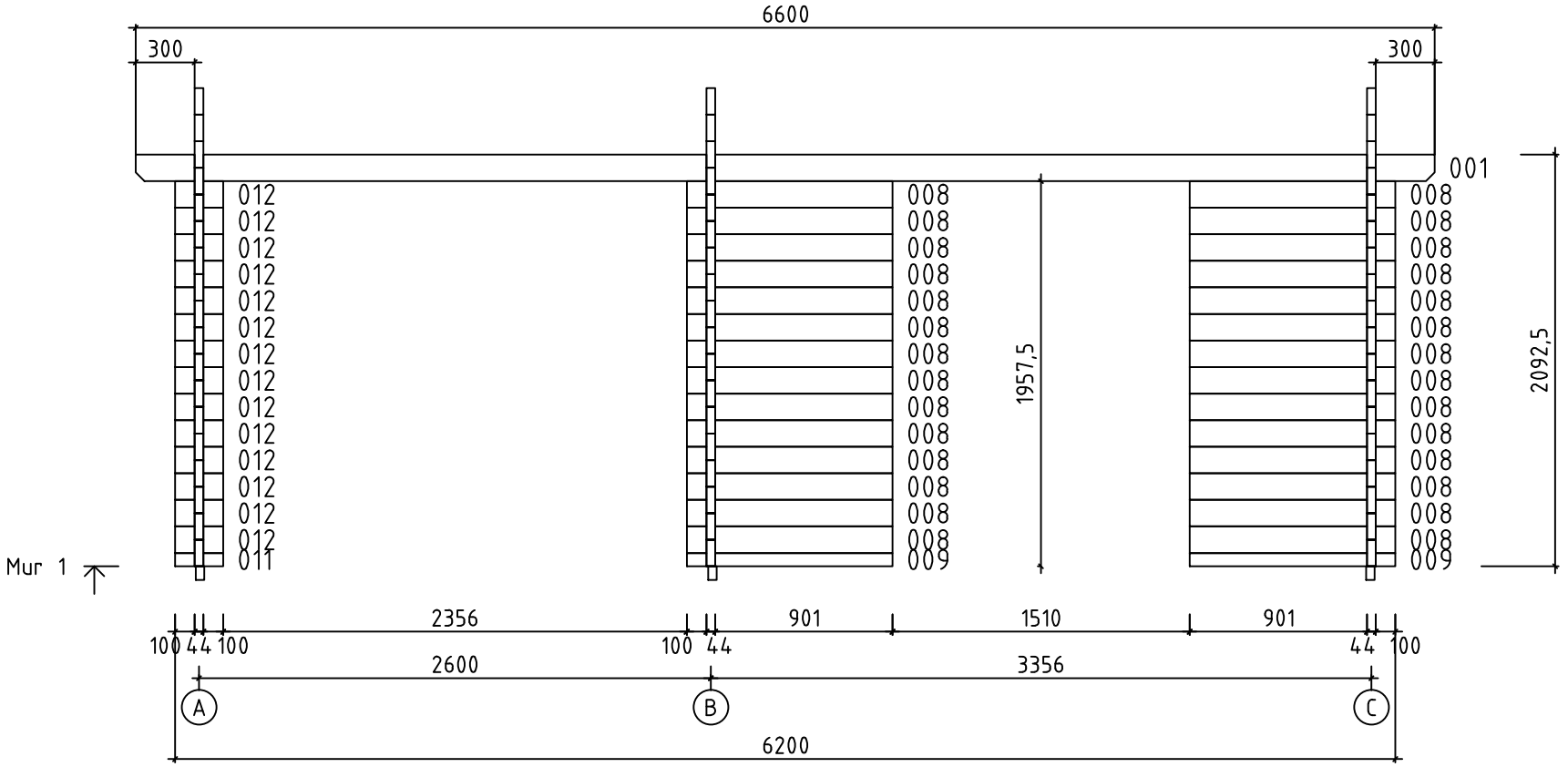

House	Tarbes 44 ISO	Sheet	8
Drawing	MUR 1	Scale	1:35
Material	44x135	Date	19.05.2016
Drawer	RP	File	Tarbes 44 ISO.dwg

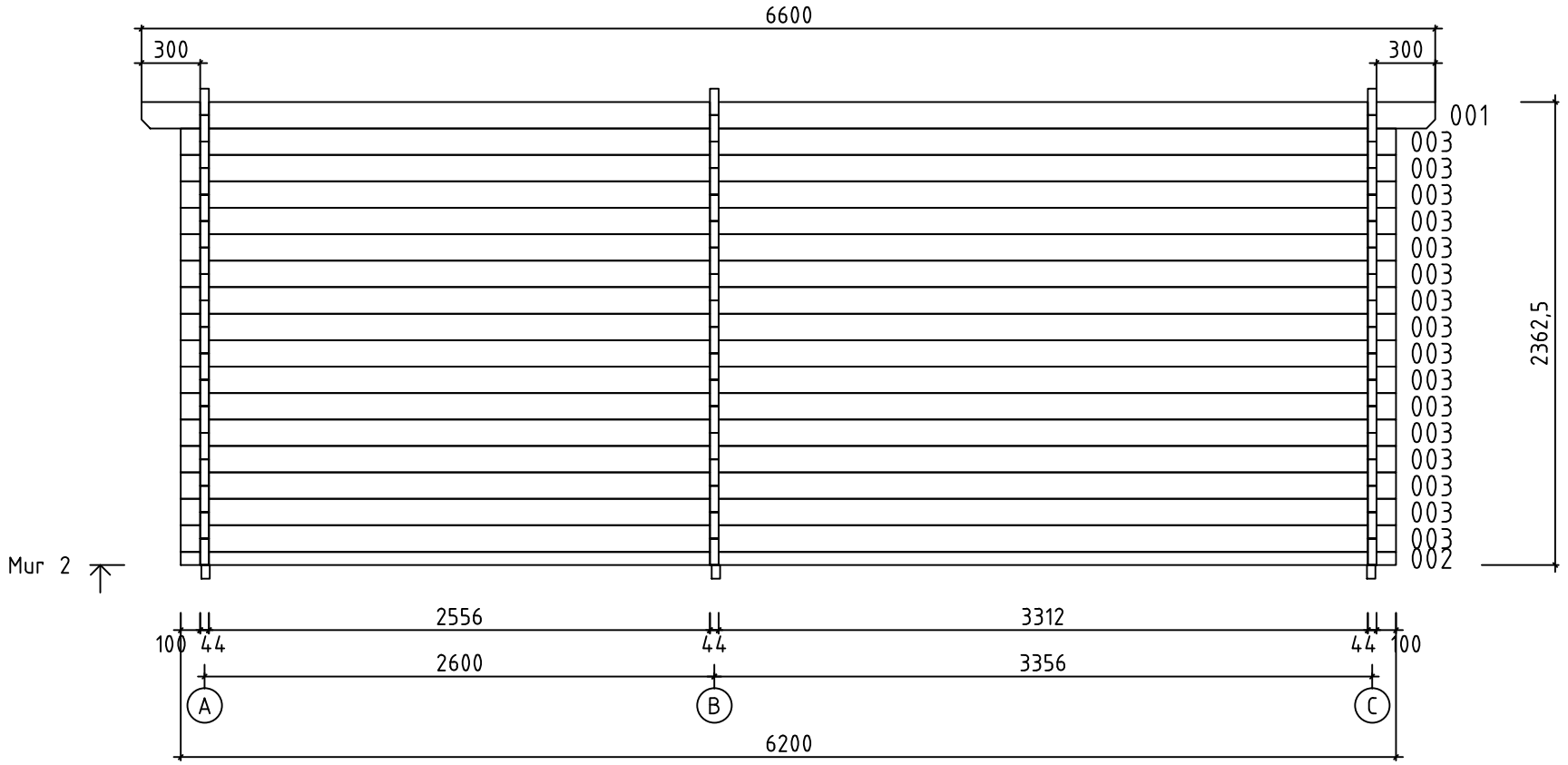

House	Tarbes 44 ISO	Sheet	9
Drawing	MUR 2	Scale	1:35
Material	44x135	Date	19.05.2016
Drawer	RP	File	Tarbes 44 ISO.dwg

Pos	Spécification	Unités	Profil (mm)	L (mm)
001	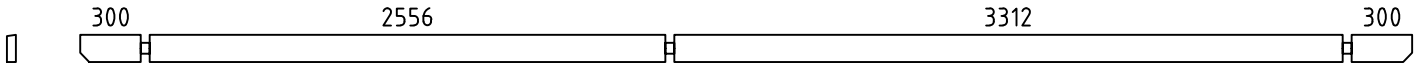	2	44x135	6600
002		1	44x68	6200
003		16	44x135	6200
004	MADRIER DE RÉSERVE 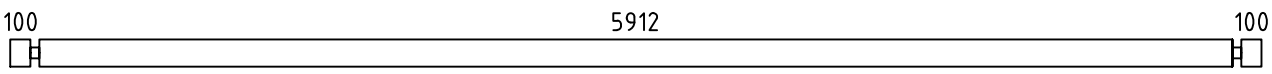	1	44x135	6200
006	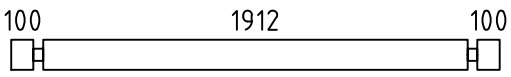	45	44x135	2200
008	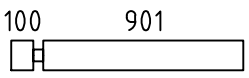	28	44x135	1045
009	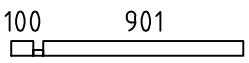	2	44x68	1045
011		1	44x68	244
012		14	44x135	244
WA-1 WB-1 WC-1	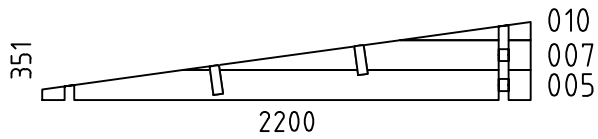	3	44x351	2200
HB	MADRIERS D´ASSEMBLAGE 	2	44x135	300
FBI3	POUTRES DE FONDATION IMPRÉGNÉS IMM	7	43x70	3300
FBI2	POUTRES DE FONDATION IMPRÉGNÉS IMM	7	43x70	2561
FBI1	POUTRES DE FONDATION IMPRÉGNÉS IMM	3	43x70	1990
RB2	SOLIVES DE PLAFOND 	2	43x140	3678
RB1	SOLIVES DE PLAFOND 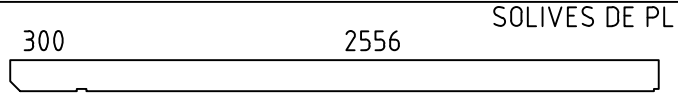	2	43x140	2922
F1	PLANCHER  ou	22+1 29+1	114x19 88x19	1953
F2	PLANCHER  ou	30+1 39+1	114x19 88x19	1905
R1	VOLIGES  ou	58+2 76+2	114x19 88x19	2625
FF1	BAGUETTE DE FINITION DE PLANCHER 		19x35	20 m
GB1	PLANCHE DE RIVE	2	19x120	2705
GS1	BAGUETTES POUR FIXER LES PLANCHES DE RIVE 	2	19x70	2705
EB1	LATTES SOUS VOLIGES 	4	19x90	3300
ES1	BAGUETTES POUR FIXER LES LATTES SOUS VOLIGES 	4	30x40	3300

House Tarbes 44 ISO	Material	File Tarbes 44 ISO.dwg	Sheet 10

Pos	Spécification			Unités	Profil (mm)	L (mm)
SS1	BAGUETTE DE TEMPETE		TYPE 2	3	19x35	2200
SS2	BAGUETTE DE TEMPETE		TYPE 2	3	19x35	1990
RCM	CONNECTEUR MÉTALLIQUE POUR SOLIVES DE PLAFOND			2	⌀6	200
	VISSER	POUR	SS1, SS2	12	M8	90
	RONDELLE	POUR	SS1, SS2	12	M8	
	ÉCROU	POUR	SS1, SS2	12	M8	
	CLOUS	POUR	FF1	50	⌀2.0	40
	CLOUS	POUR	F1, F2, R1	660	⌀2.5	60
	CLOUS	POUR	LE REVÉTEMENT DE TOIT	270	⌀2.5	20
	VIS	POUR	GB1, GS1, EB1, ES1	80	⌀4.5	50
	VIS	POUR	002, 009, 011 FBI1, FBI2, FBI3	70	⌀4.5	90
	VIS	POUR	RB1, RB2, WA-1, WB-1, WC-1	20	⌀6.0	160
	REVÉTEMENT DE TOIT		R = 15m	1,5		
	POIGNÉE DE PORTE (EN KIT)			1		
	SERRURE DE PORTE + CLÉS			1		
	BORDURE DE PORTE			1		
	CHARNIERES PORTE			6		
	DOUBLE PORTE (droit) ORT__ECO		P	1	1500	1930

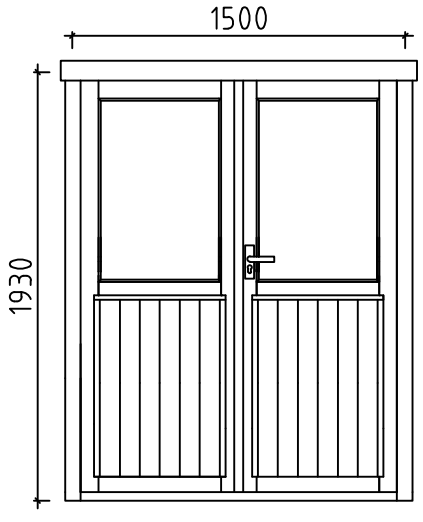

House Tarbes 44 ISO	Material	File Tarbes 44 ISO.dwg	Sheet 11

#001	1,2	6600	2
#002	2	6200	1
#003	2	6200	16
#004		6200	1
#005	A,B,C	2200	3
#006	A,B,C	2200	45
#007	A,B,C	1567	3
#008	1	1045	28
#009	1	1045	2
#010	A,B,C	589	3
#011	1	244	1
#012	1	244	14