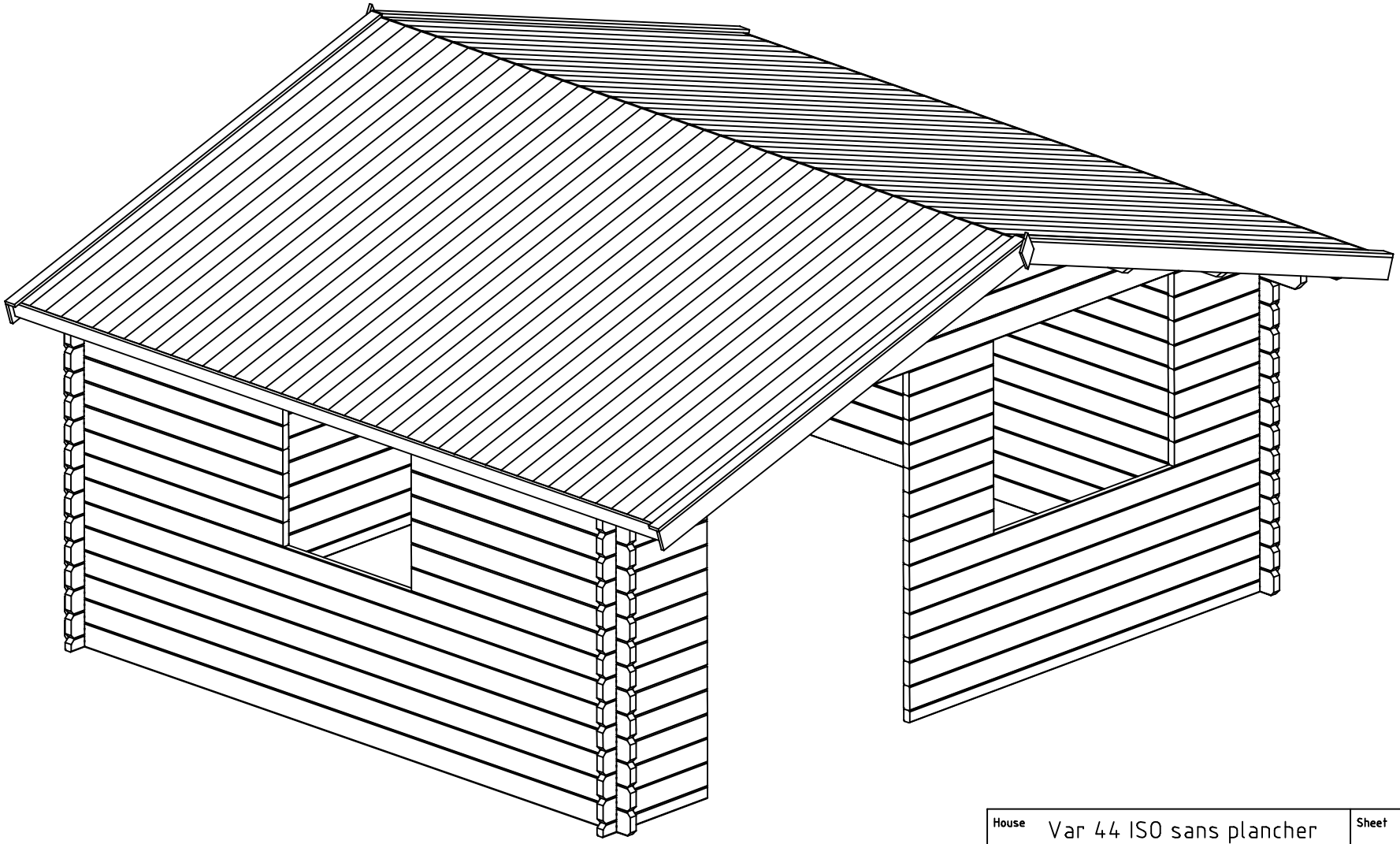

House	Var 44 ISO sans plancher	Sheet	1
Drawing	3D	Scale	
Material	44x135	Date	12.12.2019
Drawer	RP	File	Var 44 ISO sans plancher 3D.dwg

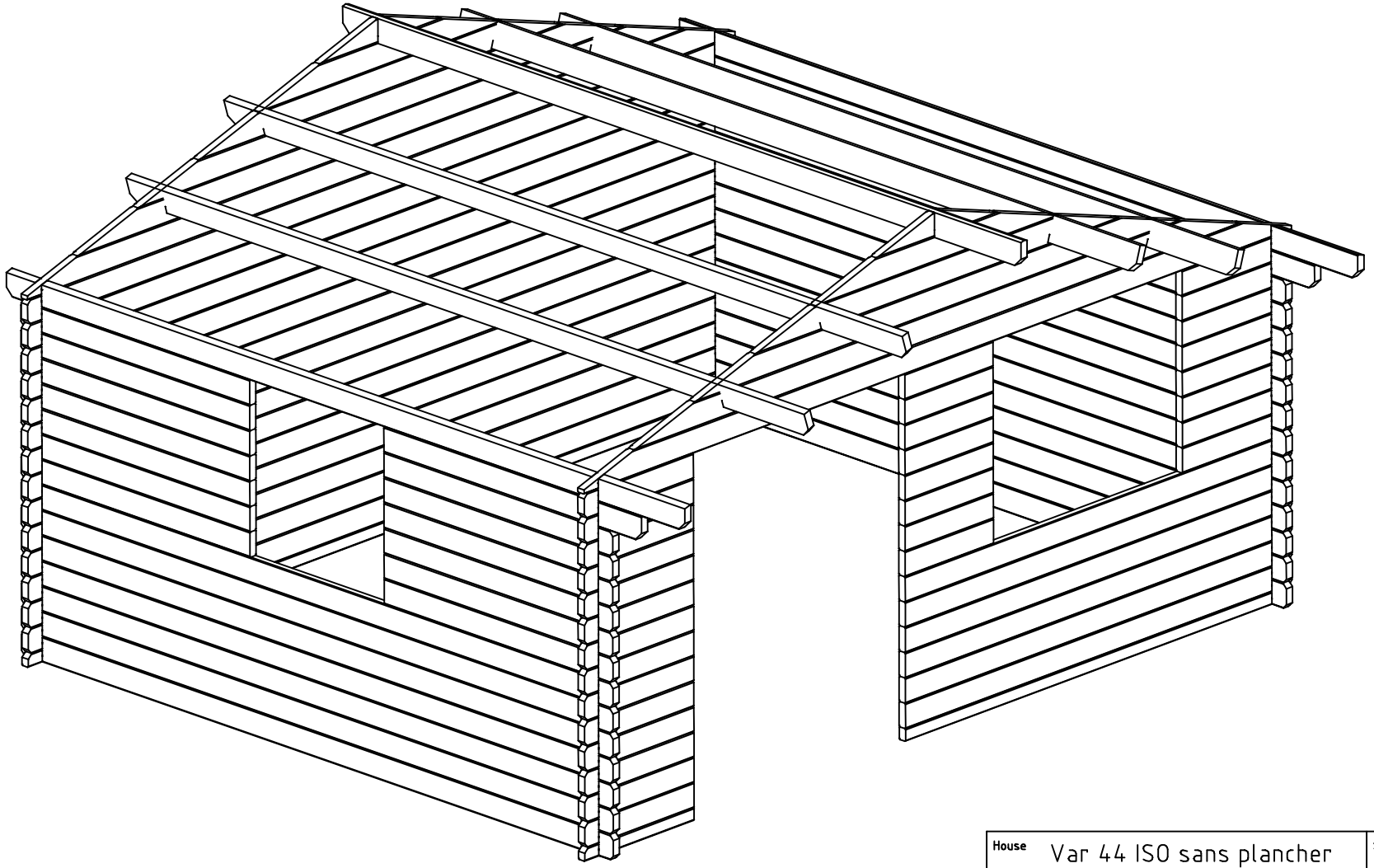

House	Var 44 ISO sans plancher	Sheet	2
Drawing	3D	Scale	
Material	44x135	Date	12.12.2019
Drawer	RP	File	Var 44 ISO sans plancher 3D.dwg

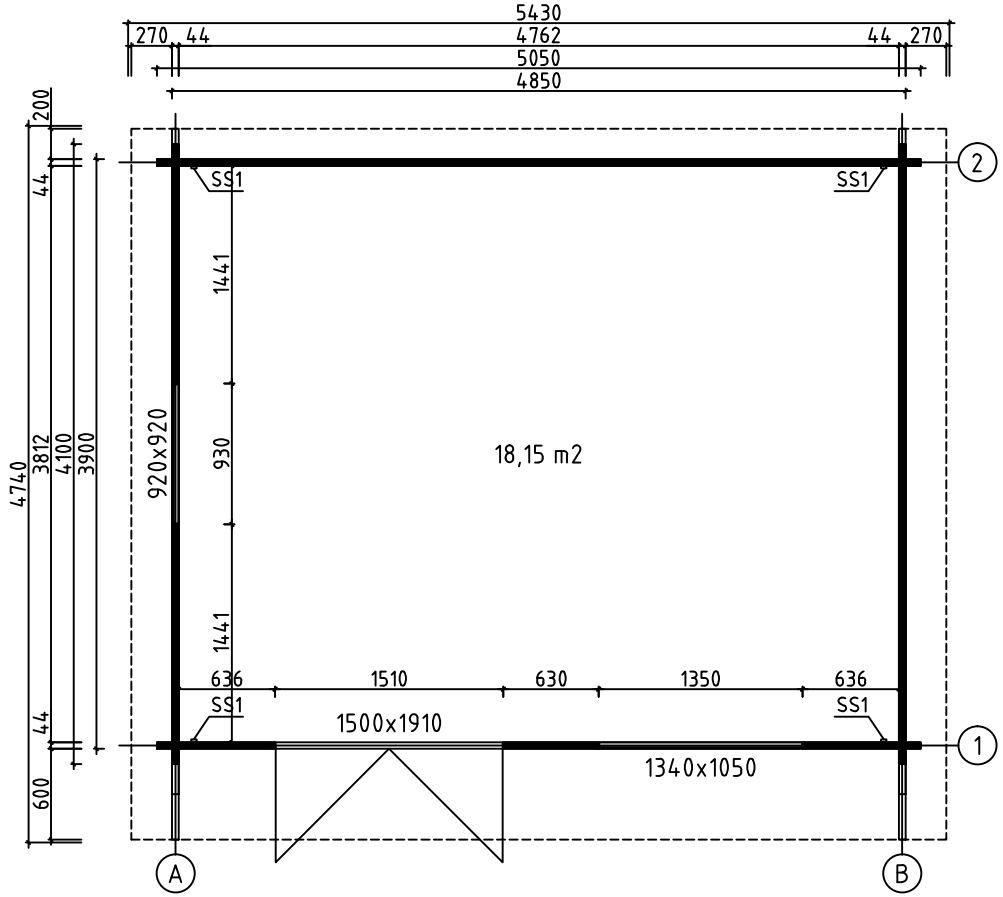

House	Var 44 ISO sans plancher	Sheet	3
Drawing	GROUNDPLAN	Scale	1:50
Material	44x135	Date	12.12.2019
Drawer	RP	File	Var 44 ISO sans plancher.dwg

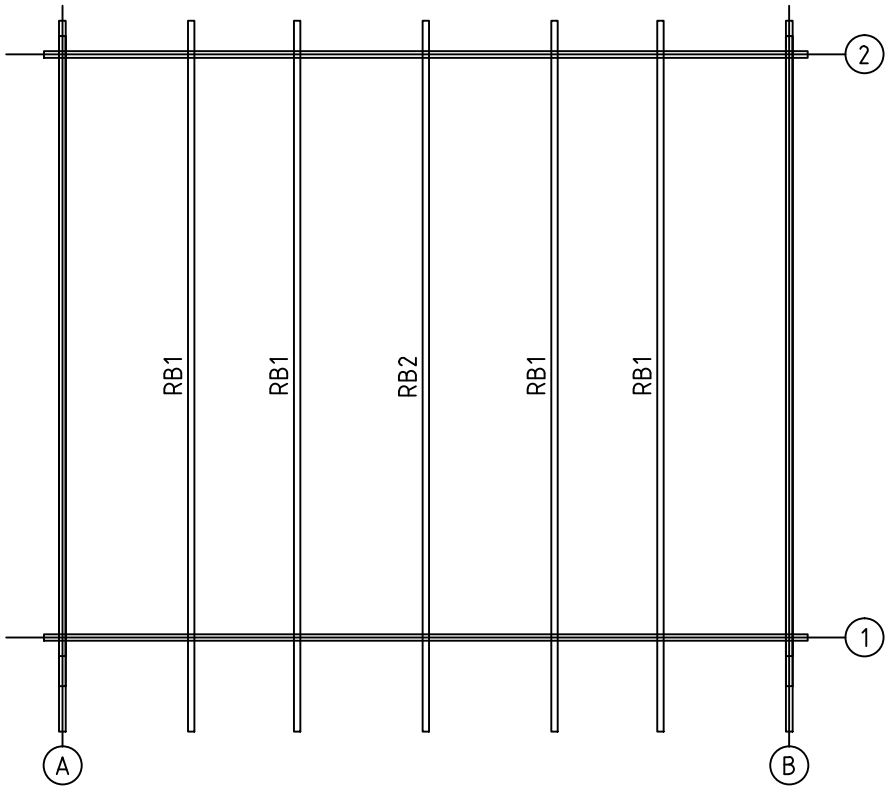

House	Var 44 ISO sans plancher	Sheet	4
Drawing	ROOFBEAMS	Scale	1:50
Material	43x140	Date	12.12.2019
Drawer	RP	File	Var 44 ISO sans plancher.dwg

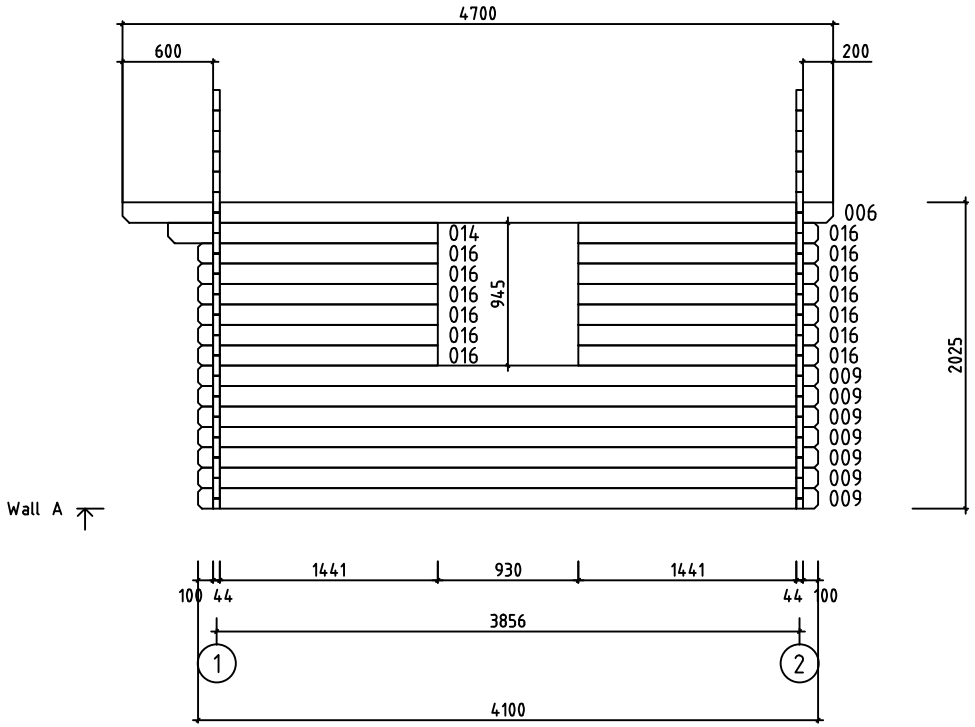

House	Var 44 ISO sans plancher	Sheet	5
Drawing	WALL A	Scale	1:50
Material	44x135	Date	12.12.2019
Drawer	RP	File	Var 44 ISO sans plancher.dwg

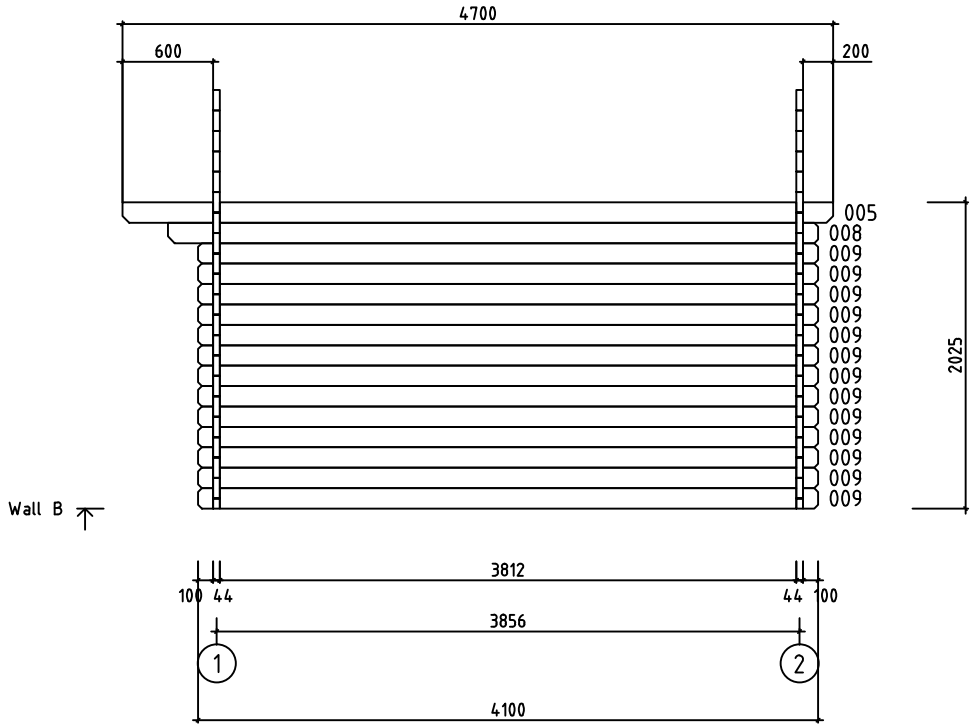

House	Var 44 ISO sans plancher	Sheet	6
Drawing	WALL B	Scale	1:50
Material	44x135	Date	12.12.2019
Drawer	RP	File	Var 44 ISO sans plancher.dwg

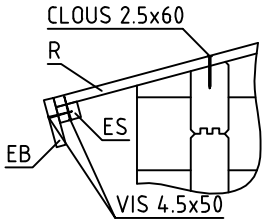

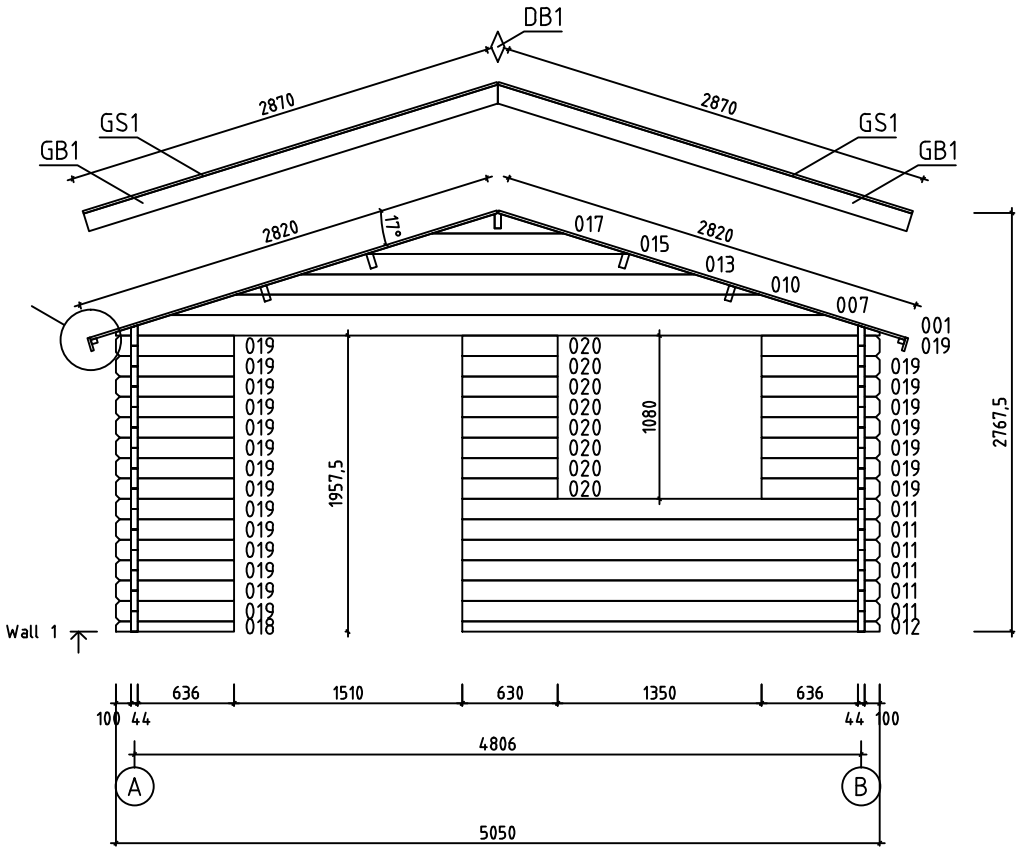

House	Var 44 ISO sans plancher	Sheet	7
Drawing	WALL 1	Scale	1:50
Material	44x135	Date	12.12.2019
Drawer	RP	File	Var 44 ISO sans plancher.dwg

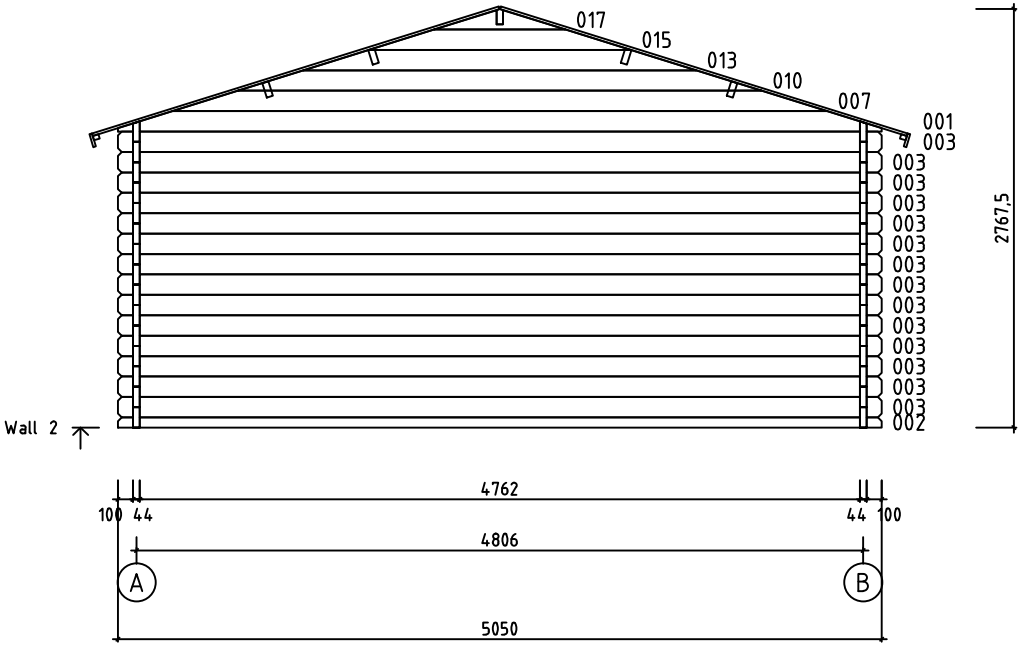

House	Var 44 ISO sans plancher	Sheet	8
Drawing	WALL 2	Scale	1:50
Material	44x135	Date	12.12.2019
Drawer	RP	File	Var 44 ISO sans plancher.dwg

Pos	Specification-Bestimmung-Spécification	PCS	Profile (mm)	L (mm)
002	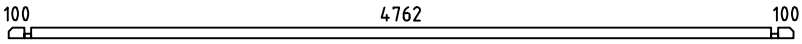	1	44x68	5050
003	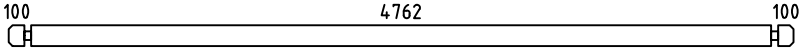	14	44x135	5050
004	SPARE BEAM-ERZATZBOHLE-MADRIER DE RÉSERVE 	1	44x135	5050
005		1	44x135	4700
006		1	44x135	4700
008	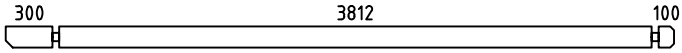	1	44x135	4300
009	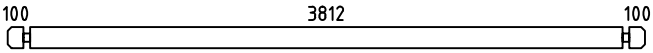	20	44x135	4100
011		6	44x135	2760
012	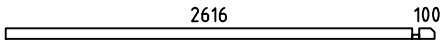	1	44x68	2760
014	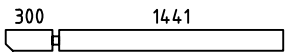	1	44x135	1785
016	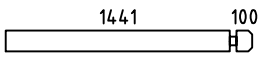	13	44x135	1585
018	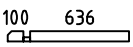	1	44x68	780
019	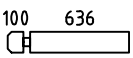	22	44x135	780
020		8	44x135	630
W1-1 W2-1	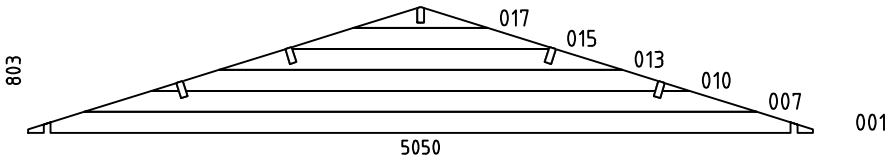	2	44x803	5050
HB	HIT BLOCK-SCHLAGHÖLZER-MADRIERS D´ASSEMBLAGE 	2	44x135	300
RB1	ROOFBEAMS-DACHBALKEN-SOLIVES DE PLAFOND 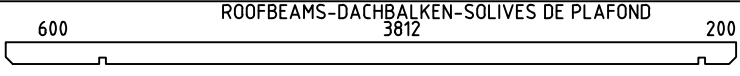	4	43x140	4700
RB2	ROOFBEAMS-DACHBALKEN-SOLIVES DE PLAFOND 	1	43x140	4700
R1	ROOFBOARD-DACHBRETT-VOLIGES or-oder-ou	84+2 110+2	18x114 18x88	2820
GB1	GABLE BOARD-GIEBELBLENDE-PLANCHE DE RIVE 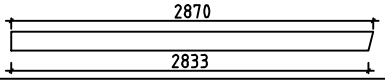	4	18x120	2870
GS1	ROOF FELT FILLET-GIEBELLEISTE-BAGUETTES POUR FIXER LES PLANCHES DE RIVE 	4	18x70	2870
EB1	EAVE BOARD-TRAUFBRETT-LATTES SOUS VOLIGES 	4	18x90	2350
ES1	EAVE SLAT-TRAUFENLEISTE-BAGUETTES POUR FIXER LES LATTES SOUS VOLIGES 	4	30x40	2350

House	Material	File	Sheet
Var 44 ISO sans plancher		Var 44 ISO sans plancher.dwg	9

Pos	Specification-Bestimmung-Spécification	PCS	Profile (mm)	L (mm)
DB1	DIAMOND-RAUTE-ELÉMENTS DE DÉCORATION	2	18x90	200
SS1	STORM SLAT-STURMLEISTE -BAGUETTE DE TEMPETE TYPE 2	4	18x35	1930
	SCREWS-SCHRAUBEN-VISSER FOR-FÜR-POUR SS1	8	M8	90
	WASHER-SCHEIBE-RONDELLE FOR-FÜR-POUR SS1	8	M8	
	NUT-NUSS-ÉCROU FOR-FÜR-POUR SS1	8	M8	
	NAIL-NAGEL-CLOUS COATING FOR ROOF-BESCHICHTUNG FOR-FÜR-POUR FÜR DACH-REVÉTEMENT DE TOIT	380	ϕ2.5	20
	NAIL-NAGEL-CLOUS FOR-FÜR-POUR R1	450	ϕ2.5	60
	SCREWS-SCHRAUBEN-VIS FOR-FÜR-POUR GB1, GS1, EB1, ES1, DB1	80	ϕ4.5	50
	SCREWS-SCHRAUBEN-VIS RB1, RB2 FOR-FÜR-POUR W1-1, W2-1	40	ϕ6.0	160
	COATING FOR ROOF-BESCHICHTUNG FÜR DACH-REVÉTEMENT DE TOIT	4,0	R = 10m	
	DOUBLEDOOR-DOPPELTÜR-DOUBLE PORTE (right-rechts-droit) ORT_ECO P	1		
	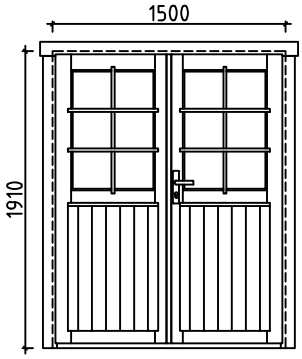	1		
		1		
		1		
		1		
		6		
		2		
	DOUBLE WINDOW-DOPPEL FENSTER-DOUBLE FENÉTRE P (right-rechts-droit) ORT_ECO	1	1340	1050
	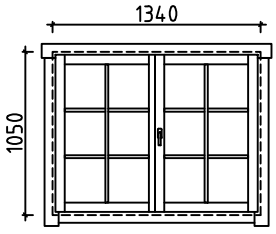	1		
		1		
		2		

House Var 44 ISO sans plancher	Material	File Var 44 ISO sans plancher.dwg	Sheet 10

Pos	Specification-Bestimmung-Spécification	PCS	Profile (mm)	L (mm)
	WINDOW-FENSTER-FENÉTRE (right-rechts-droit) ORT_ECO P	1	920	920
	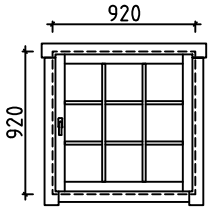 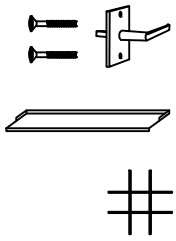	1		
		1		
		1		

House Var 44 ISO sans plancher	Material	File Var 44 ISO sans plancher.dwg	Sheet 11

#001	1,2	5050	2
#002	2	5050	1
#003	2	5050	14
#004		5050	1
#005	B	4700	1
#006	A	4700	1
#007	1,2	4329	2
#008	B	4300	1
#009	A,B	4100	20
#010	1,2	3463	2
#011	1	2760	6
#012	1	2760	1
#013	1,2	2597	2
#014	A	1785	1
#015	1,2	1732	2
#016	A	1585	13
#017	1,2	866	2
#018	1	780	1
#019	1	780	22
#020	1	630	8