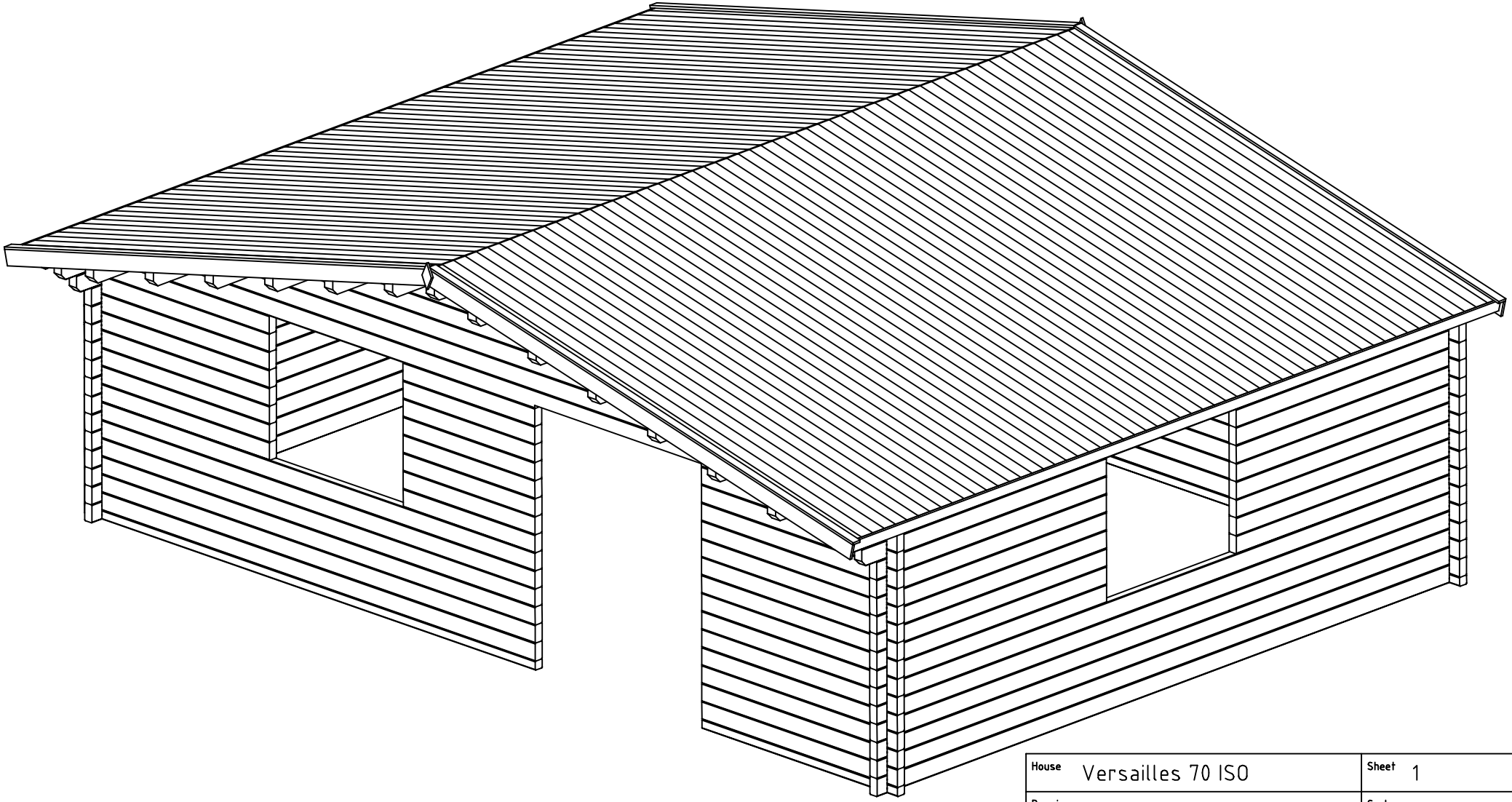

House	Versailles 70 ISO	Sheet	1
Drawing	3D	Scale	
Material	70x135	Date	10.10.2018
Drawer	RP	File	Versailles 70 ISO 3D.dwg

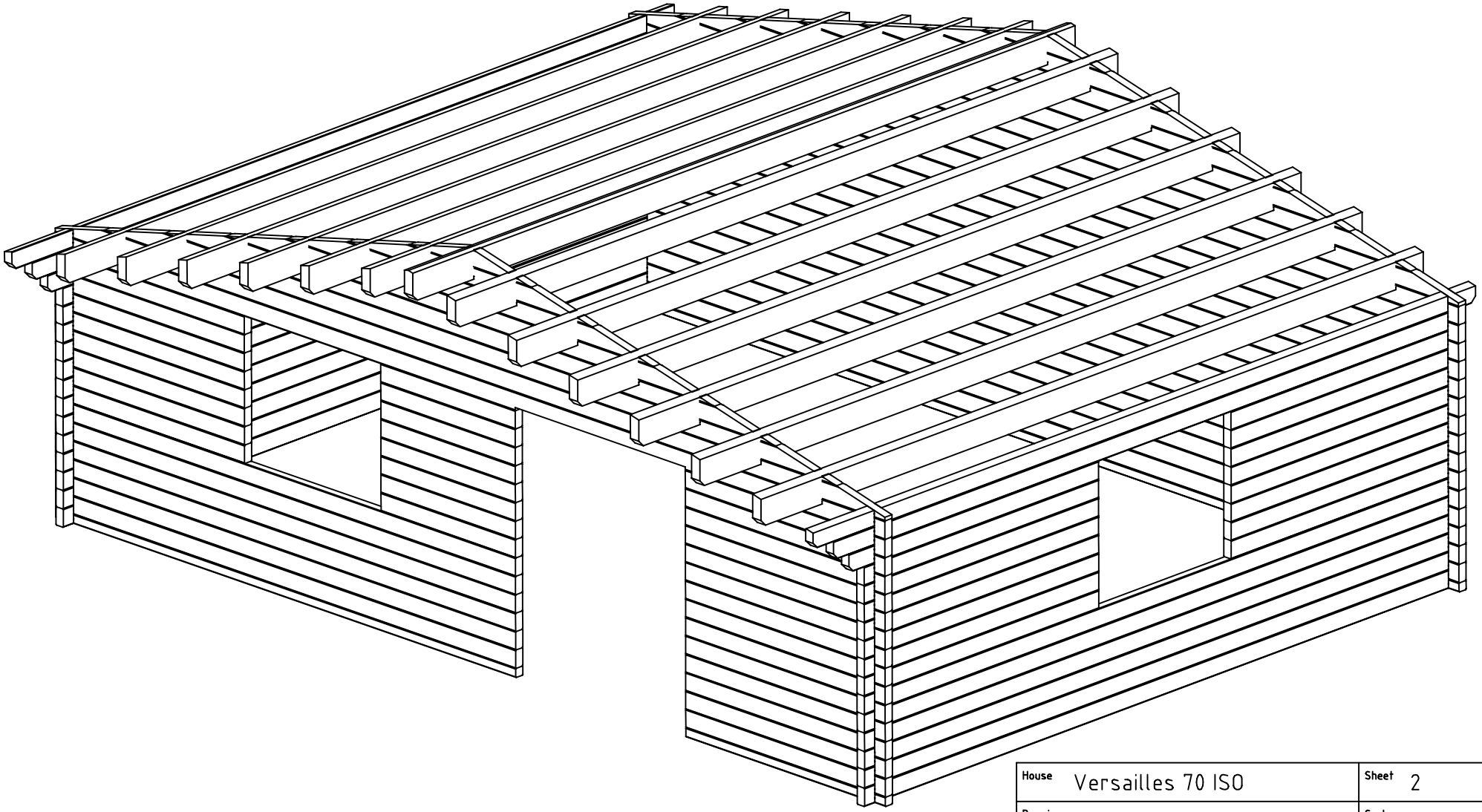

House	Versailles 70 ISO	Sheet	2
Drawing	3D	Scale	
Material	70x135	Date	10.10.2018
Drawer	RP	File	Versailles 70 ISO 3D.dwg

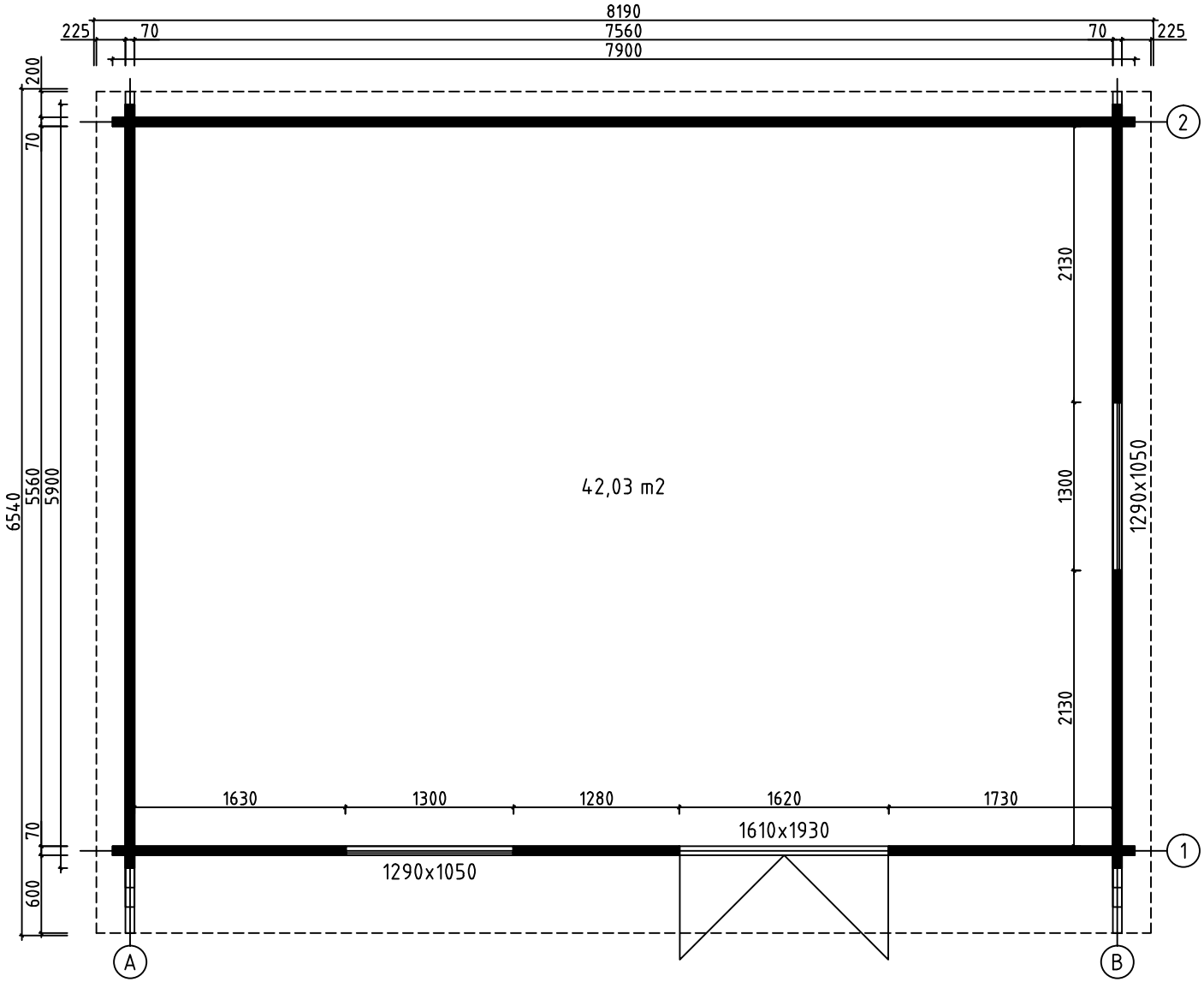

House	Versailles 70 ISO	Sheet	3
Drawing	GROUNDPLAN	Scale	1:50
Material	70x135	Date	10.10.2018
Drawer	RP	File	Versailles 70 ISO.dwg



House	Versailles 70 ISO	Sheet	4
Drawing	ROOFBEAMS	Scale	1:50
Material	80x220	Date	10.10.2018
Drawer	RP	File	Versailles 70 ISO.dwg

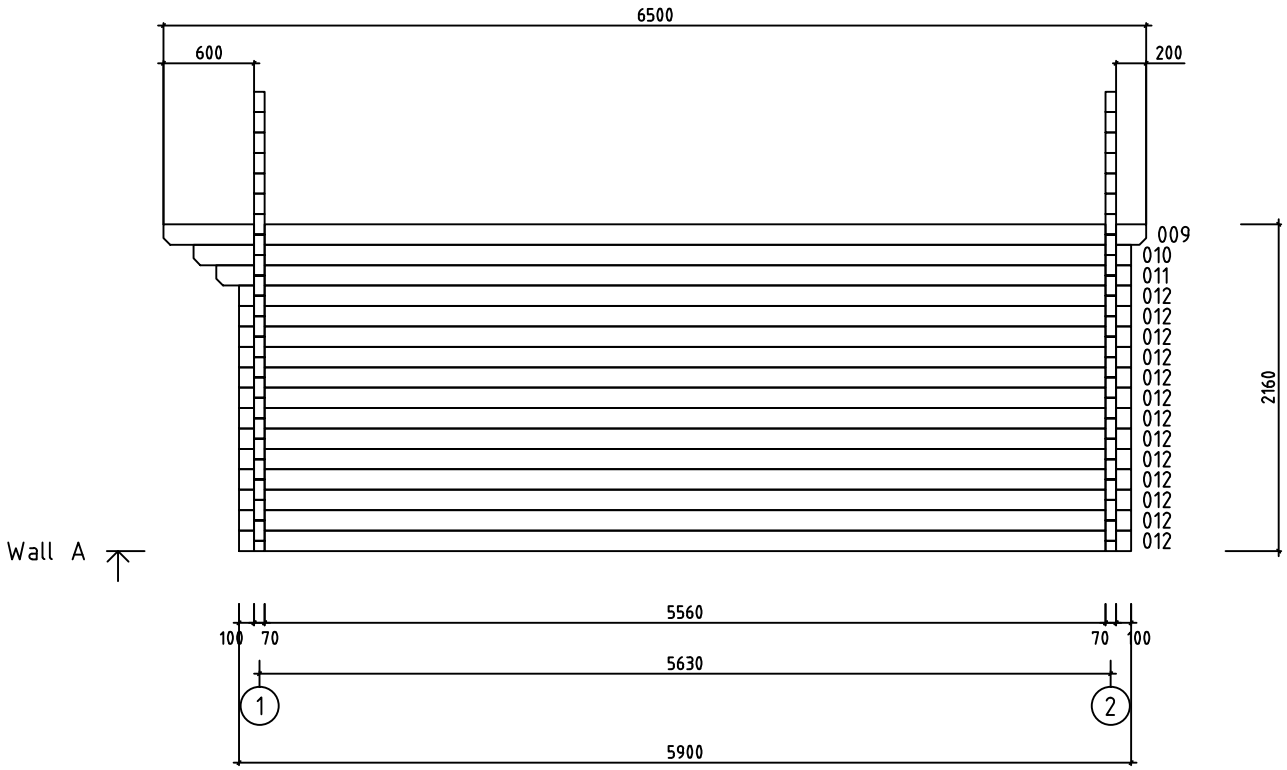

House	Versailles 70 ISO	Sheet	5
Drawing	WALL A	Scale	1:50
Material	70x135	Date	10.10.2018
Drawer	RP	File	Versailles 70 ISO.dwg

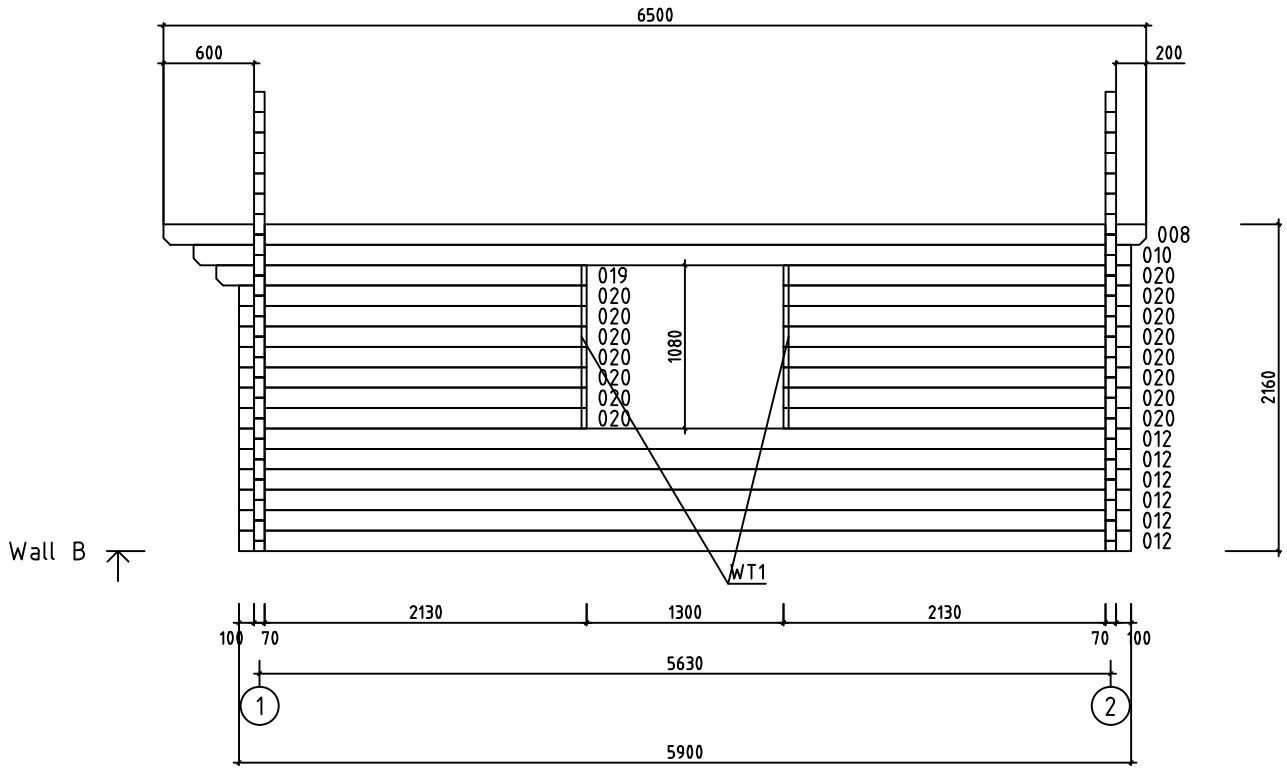

House	Versailles 70 ISO	Sheet	6
Drawing	WALL B	Scale	1:50
Material	70x135	Date	10.10.2018
Drawer	RP	File	Versailles 70 ISO.dwg

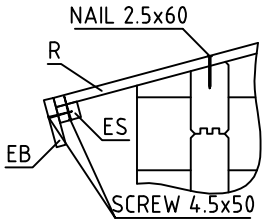

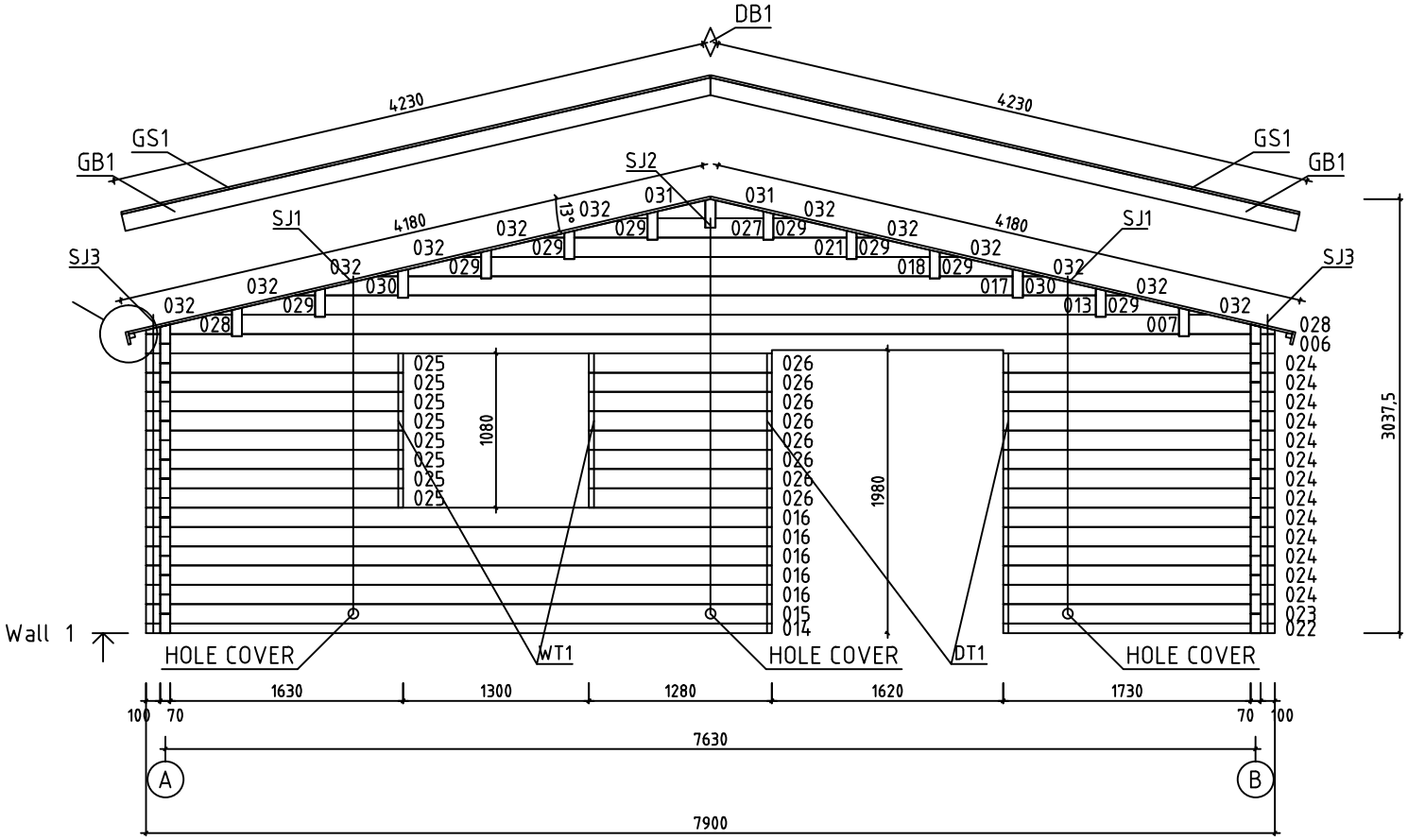

House	Versailles 70 ISO	Sheet	7
Drawing	WALL 1	Scale	1:50
Material	70x135	Date	10.10.2018
Drawer	RP	File	Versailles 70 ISO.dwg

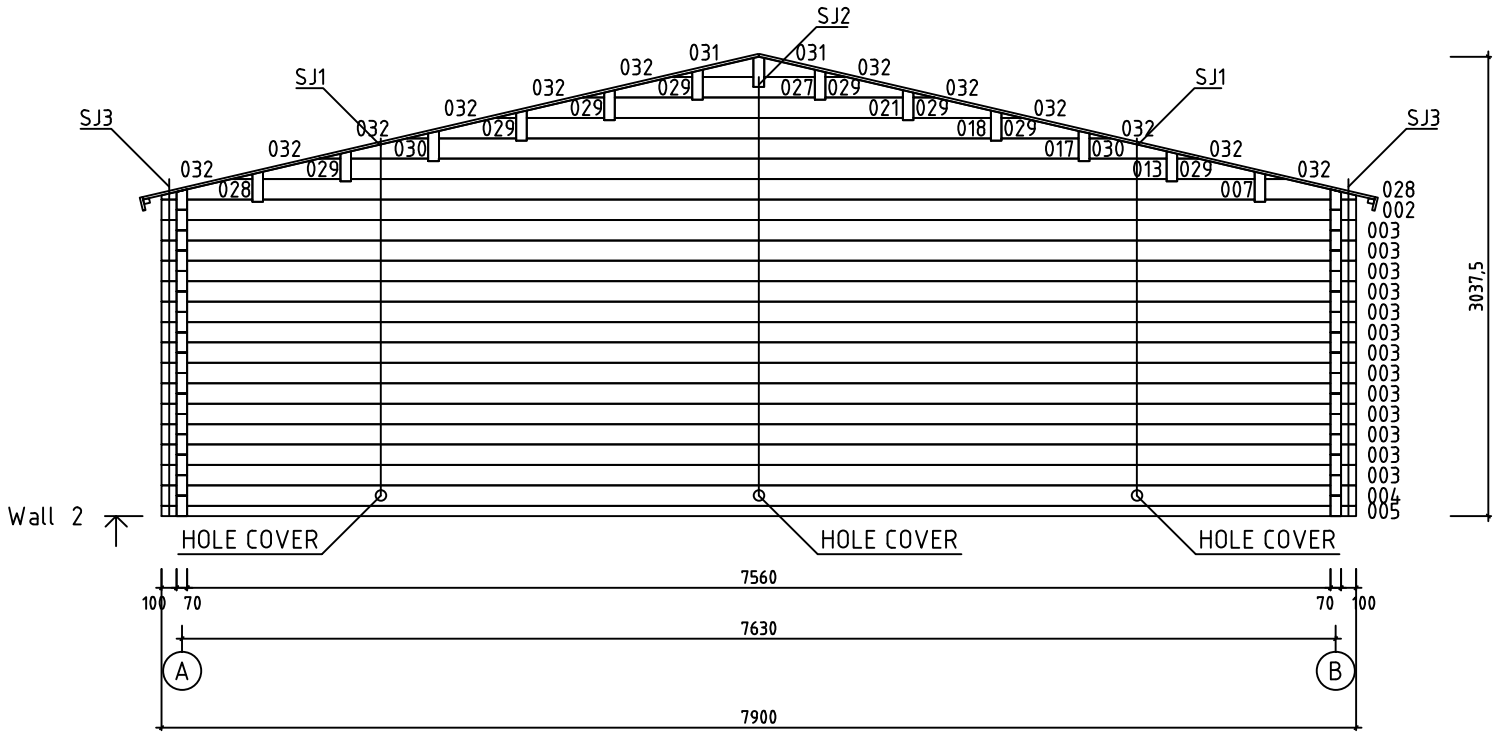

House	Versailles 70 ISO	Sheet	8
Drawing	WALL 2	Scale	1:50
Material	70x135	Date	10.10.2018
Drawer	RP	File	Versailles 70 ISO.dwg

Pos	Specification-Bestimmung-Spécification	PCS	Profile (mm)	L (mm)
001	SPARE BEAM-ERZATZBOHLE-MADRIER DE RÉSERVE 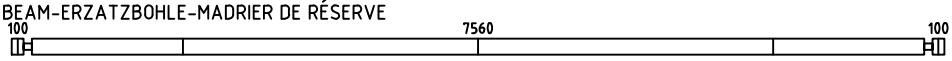	1	70x135	7900
003	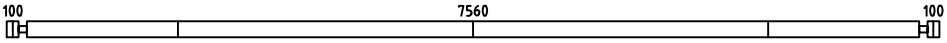	13	70x135	7900
004	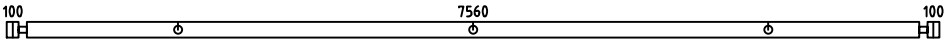	1	70x135	7900
005	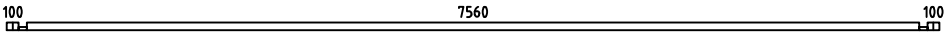	1	70x68	7900
008		1	70x135	6500
009		1	70x135	6500
010		2	70x135	6200
011	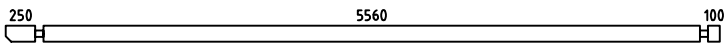	1	70x135	6050
012		19	70x135	5900
014	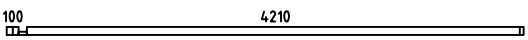	1	70x68	4380
015	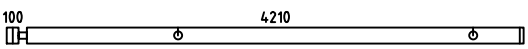	1	70x135	4380
016		5	70x135	4380
019		1	70x135	2450
020	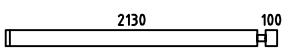	15	70x135	2300
022	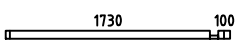	1	70x68	1900
023		1	70x135	1900
024		13	70x135	1900
025		8	70x135	1800
026	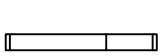	8	70x135	1280
W1-1	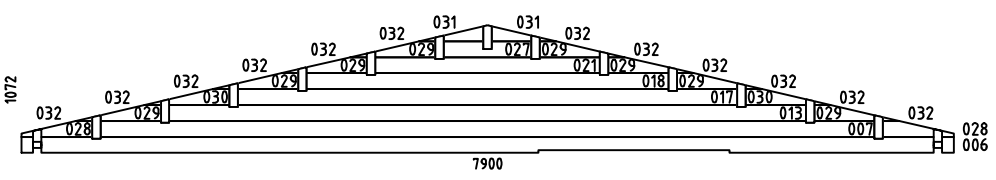	1	70x1072	7900
W2-1	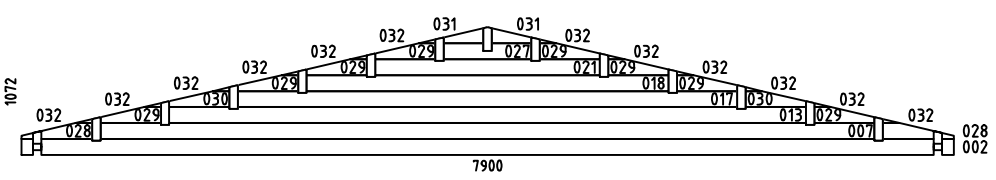	1	70x1072	7900
HB	HIT BLOCK-SCHLAGHÖLZER-MADRIERS D´ASSEMBLAGE 	2	70x135	300

House	Versailles 70 ISO	Material	File	Versailles 70 ISO.dwg	Sheet	9

Pos	Specification-Bestimmung-Spécification	PCS	Profile (mm)	L (mm)
RB1	ROOFBEAMS-DACHBALKEN-SOLIVES DE PLAFOND 	6	80x220	6500
RB2	ROOFBEAMS-DACHBALKEN-SOLIVES DE PLAFOND 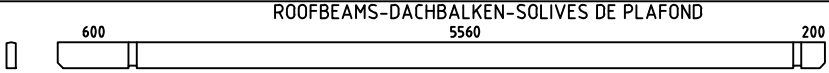	1	80x220	6500
RB3	ROOFBEAMS-DACHBALKEN-SOLIVES DE PLAFOND 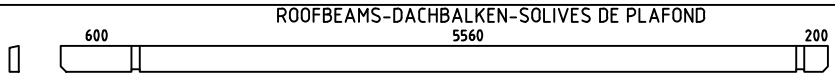	6	80x220	6500
R1	ROOFBOARD-DACHBRETT-VOLIGES or-oder-ou	116+2 152+2	18x114 18x88	4180
GB1	GABLE BOARD-GIEBELBLENDE-PLANCHE DE RIVE 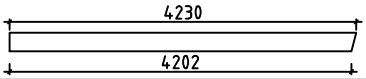	4	18x120	4230
GS1	ROOF FELT FILLET-GIEBELLEISTE-BAGUETTES POUR FIXER LES PLANCHES DE RIVE	4	18x70	4230
EB1	EAVE BOARD-TRAUFBRETT-LATTES SOUS VOLIGES	4	18x90	3250
ES1	EAVE SLAT-TRAUFENLEISTE-BAGUETTES POUR FIXER LES LATTES SOUS VOLIGES 	4	30x40	3250
DB1	DIAMOND-RAUTE-ELÉMENTS DE DÉCORATION 	2	18x90	200
DT1	DOOR ASSEMBLING PROFILE-TÜR INSTALLIERUNGSPROFIL -TASSEAU DE FIXATION POUR PORTES	2	18x25	1930
WT1	WINDOW ASSEMBLING PROFILE-FENSTER INSTALLIERUNGSPROFIL -TASSEAU DE FIXATION POUR FENÉTRE	4	18x25	1050
SJ1	SCREW JOINT-GEWINDESTANGE -TIGES FILETÉS	4	M10	2320
SJ2	SCREW JOINT-GEWINDESTANGE -TIGES FILETÉS	2	M10	2700
SJ3	SCREW JOINT-GEWINDESTANGE -TIGES FILETÉS	4	M10	2160
	NAIL-NAGEL-CLOUS FOR-FÜR-POUR COATING FOR ROOF-BESCHICHTUNG FÜR DACH-REVÉTEMENT DE TOIT	780	⌀2.5	20
	NAIL-NAGEL-CLOUS FOR-FÜR-POUR R1	1230	⌀2.5	60
	SCREWS-SCHRAUBEN-VIS FOR-FÜR-POUR GB1, GS1, EB1, ES1, DB1	130	⌀4.5	50
	SCREWS-SCHRAUBEN-VIS FOR-FÜR-POUR W1-1, W2-1, RB1, RB2	60	⌀6.0	160
	COATING FOR ROOF-BESCHICHTUNG FÜR DACH-REVÉTEMENT DE TOIT 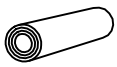	5,0	R = 15m	
	HOLE COVER-LOCH DECKEN-COUVERCLE DU TROU 	6		

House Versailles 70 ISO	Material	File Versailles 70 ISO.dwg	Sheet 10

Pos	Specification-Bestimmung-Spécification	PCS	Profile (mm)	L (mm)
	DOUBLEDOOR-DOPPELTÜR-DOUBLE PORTE (right-rechts-droit) ORT__1H P 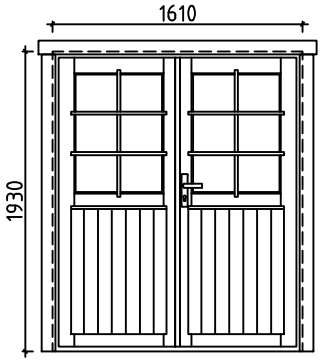 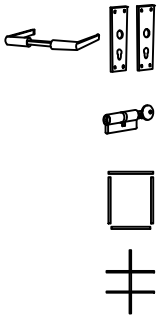	1 1 1 1 2	1610	1930
	DDOUBLE WINDOW-DOPPEL FENSTER-DOUBLE FENÉTRE P (right-rechts-droit) ORT__1H 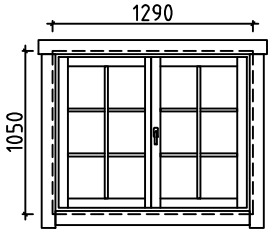 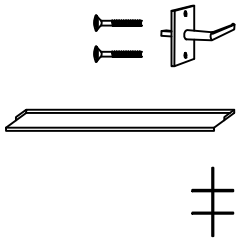	2 2 2 4	1290	1050

House Versailles 70 ISO	Material	File Versailles 70 ISO.dwg	Sheet 11

#001		7900	1
#002	2	7900	1
#003	2	7900	13
#004	2	7900	1
#005	2	7900	1
#006	1	7900	1
#007	1,2	6558	2
#008	B	6500	1
#009	A	6500	1
#010	A,B	6200	2
#011	A	6050	1
#012	A,B	5900	19
#013	1,2	5395	2
#014	1	4380	1
#015	1	4380	1
#016	1	4380	5
#017	1,2	4232	2
#018	1,2	3068	2
#019	B	2450	1
#020	B	2300	15
#021	1,2	1905	2
#022	1	1900	1
#023	1	1900	1
#024	1	1900	13
#025	1	1800	8
#026	1	1280	8
#027	1,2	742	2
#028	1,2	601	4
#029	1,2	512	16
#030	1,2	512	4
#031	1,2	336	4
#032	1,2	140	24