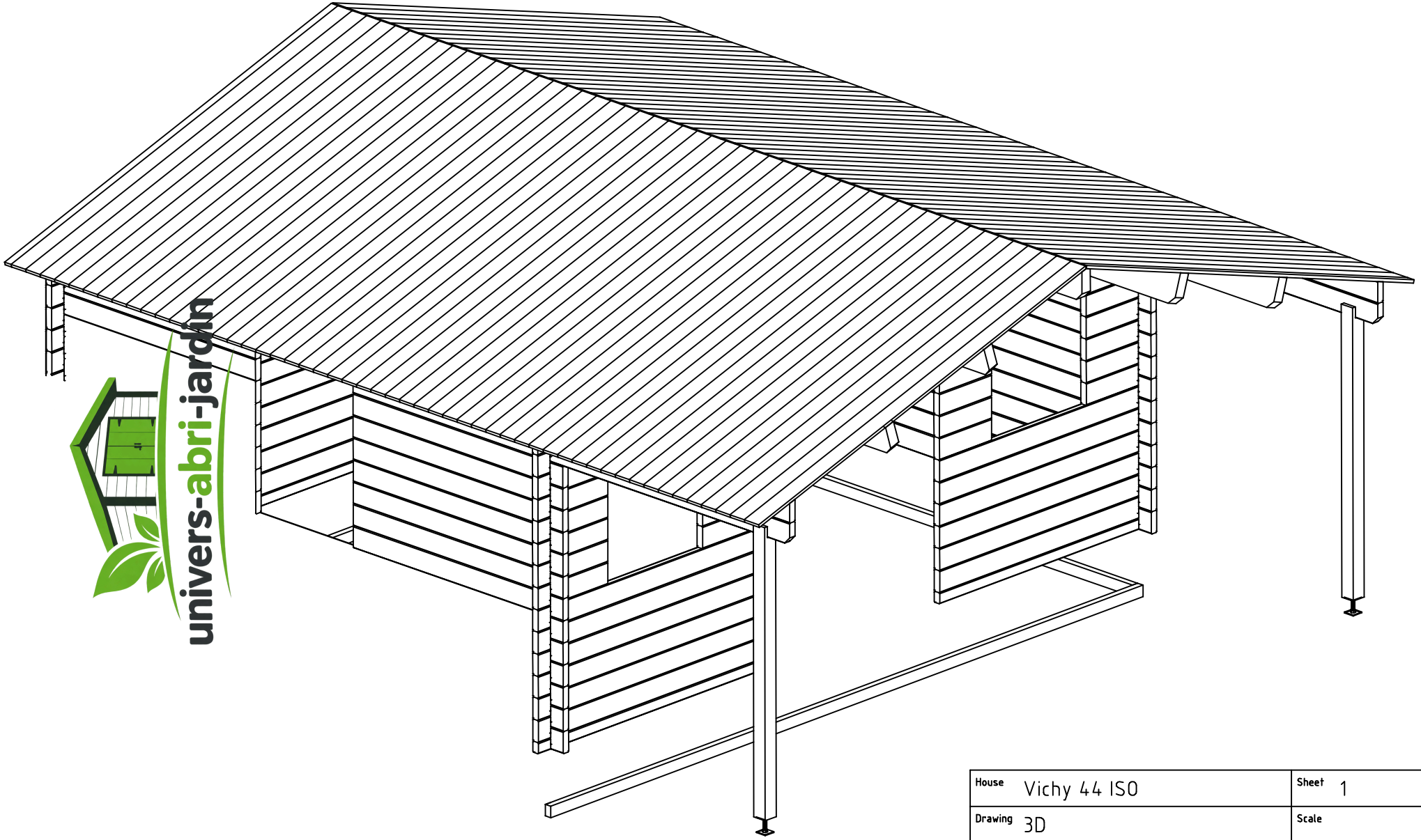

univers-abri-jardin

House	Vichy 44 ISO	Sheet	1
Drawing	3D	Scale	
Material	44x135	Date	01.09.2015
Drawer	RP	File	Vichy 44 ISO 3D.dwg

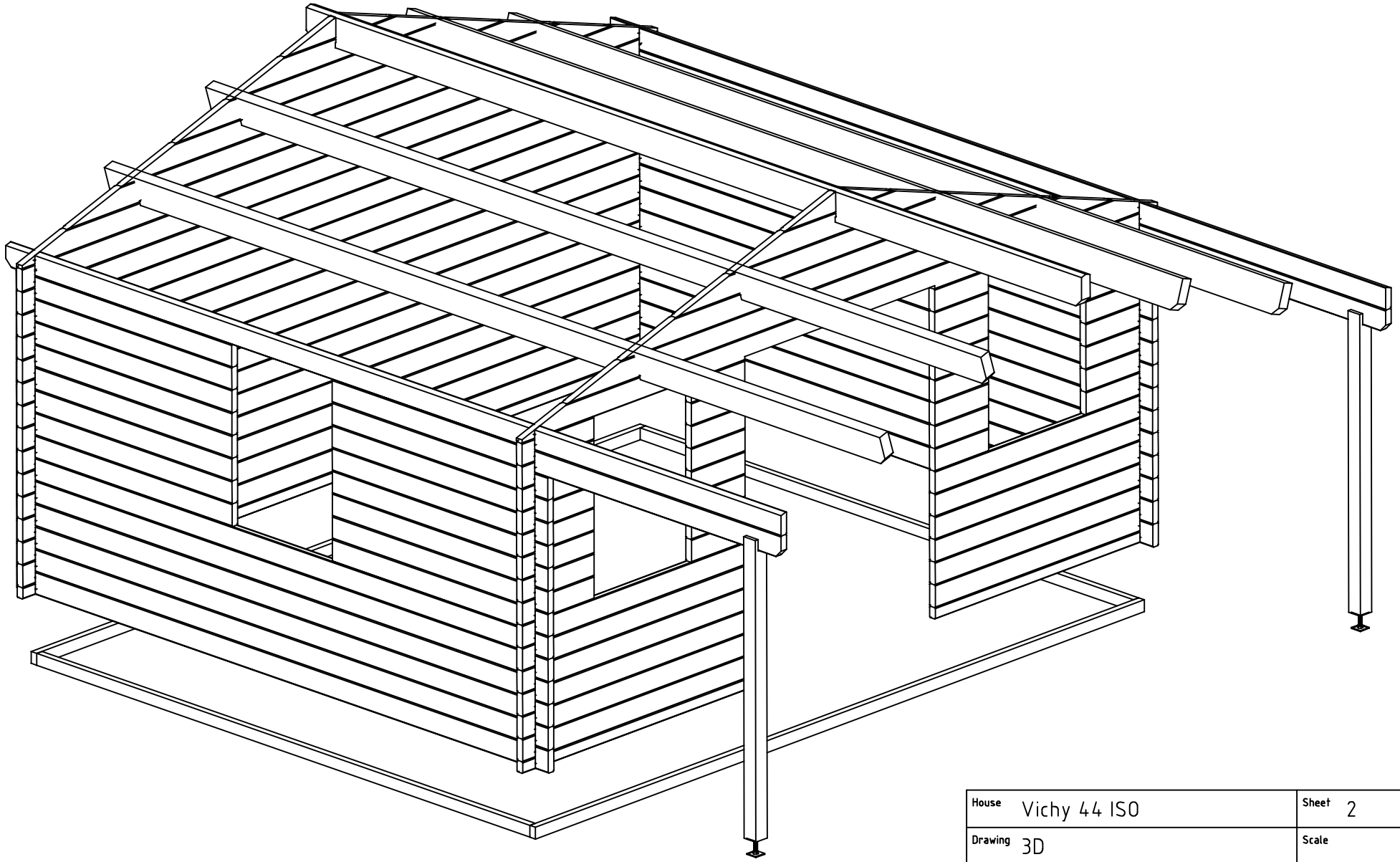

House	Vichy 44 ISO	Sheet	2
Drawing	3D	Scale	
Material	44x135	Date	01.09.2015
Drawer	RP	File	Vichy 44 ISO 3D.dwg

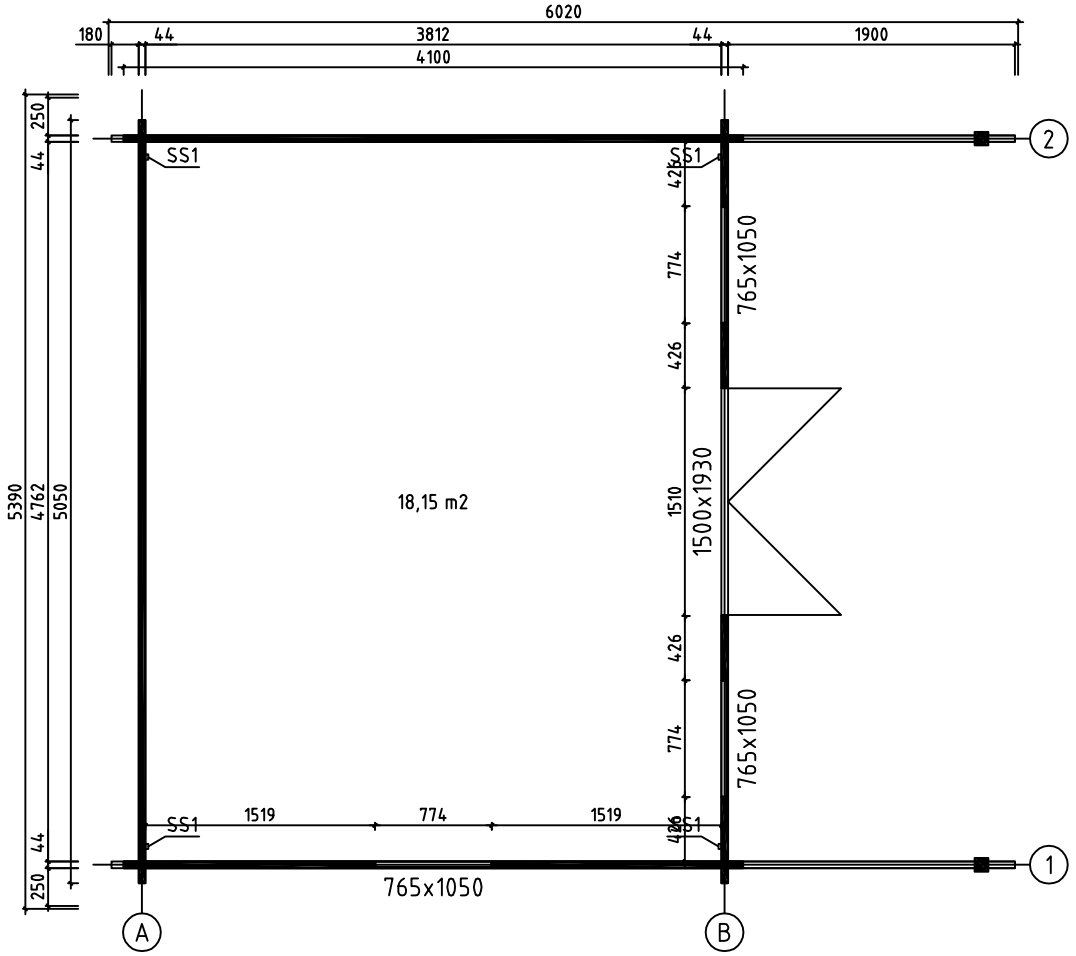

House	Vichy 44 ISO	Sheet	3
Drawing	PLAN DE MASSE	Scale	1:50
Material	70x135	Date	01.09.2015
Drawer	RP	File	Vichy 44 ISO.dwg

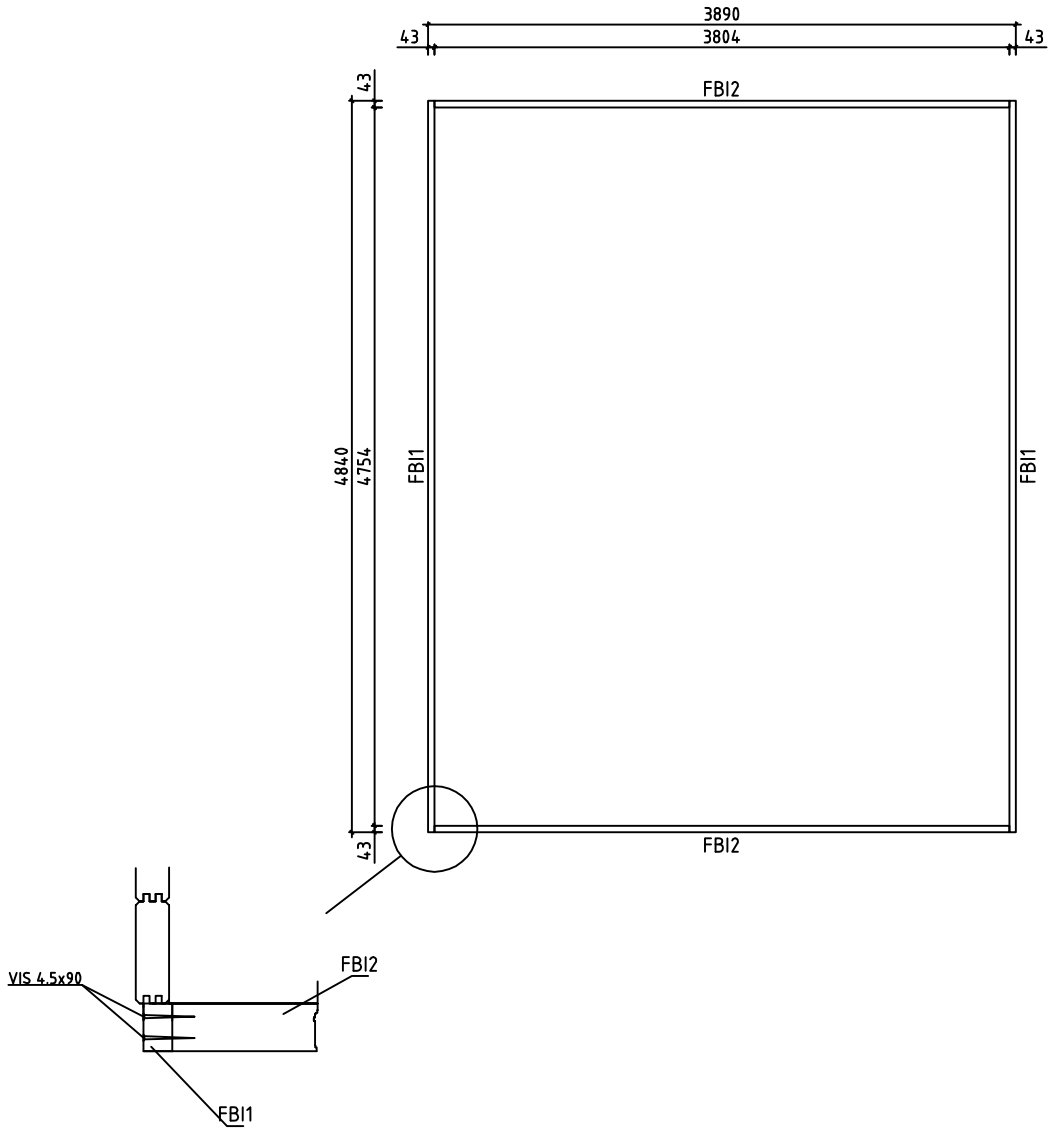

House	Vichy 44 ISO	Sheet	4
Drawing	FONDATION	Scale	1:50
Material	43x70	Date	01.09.2015
Drawer	RP	File	Vichy 44 ISO.dwg

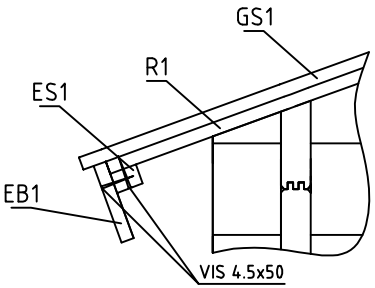

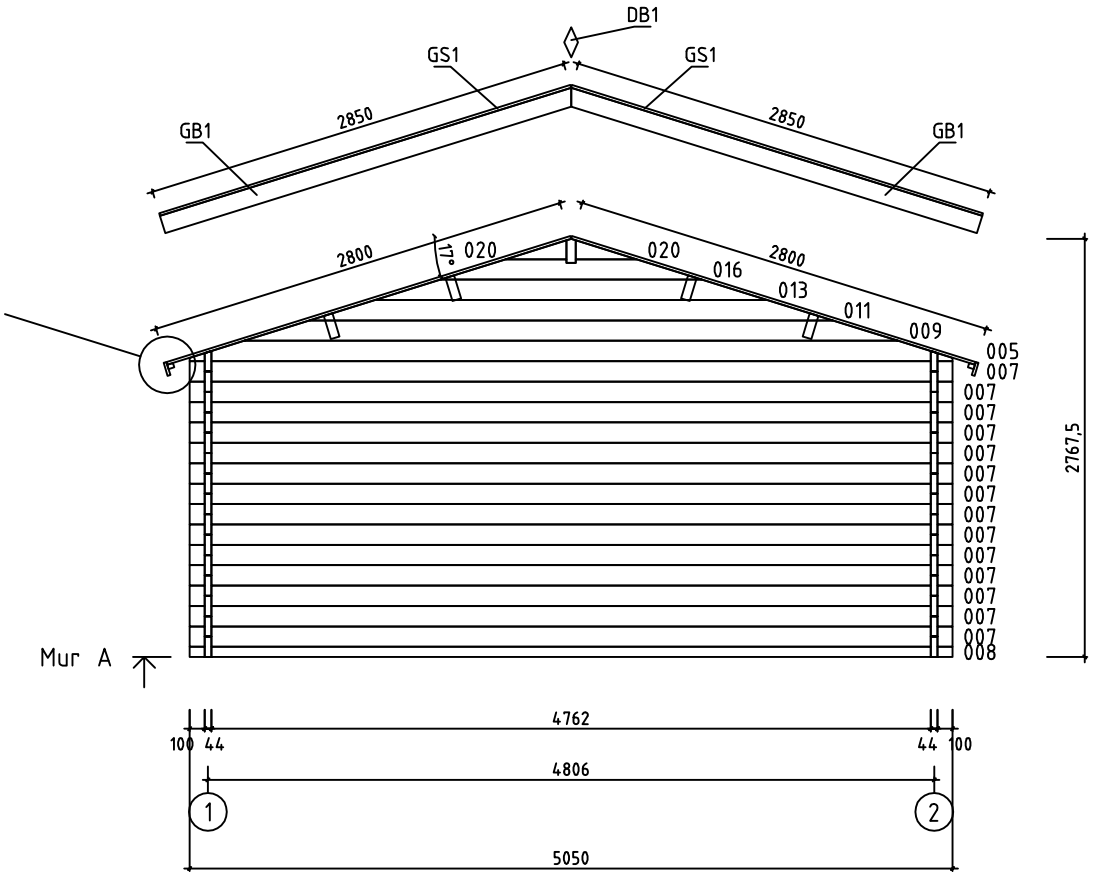

House	Vichy 44 ISO	Sheet	5
Drawing	MUR A	Scale	1:50
Material	70x135	Date	01.09.2015
Drawer	RP	File	Vichy 44 ISO.dwg

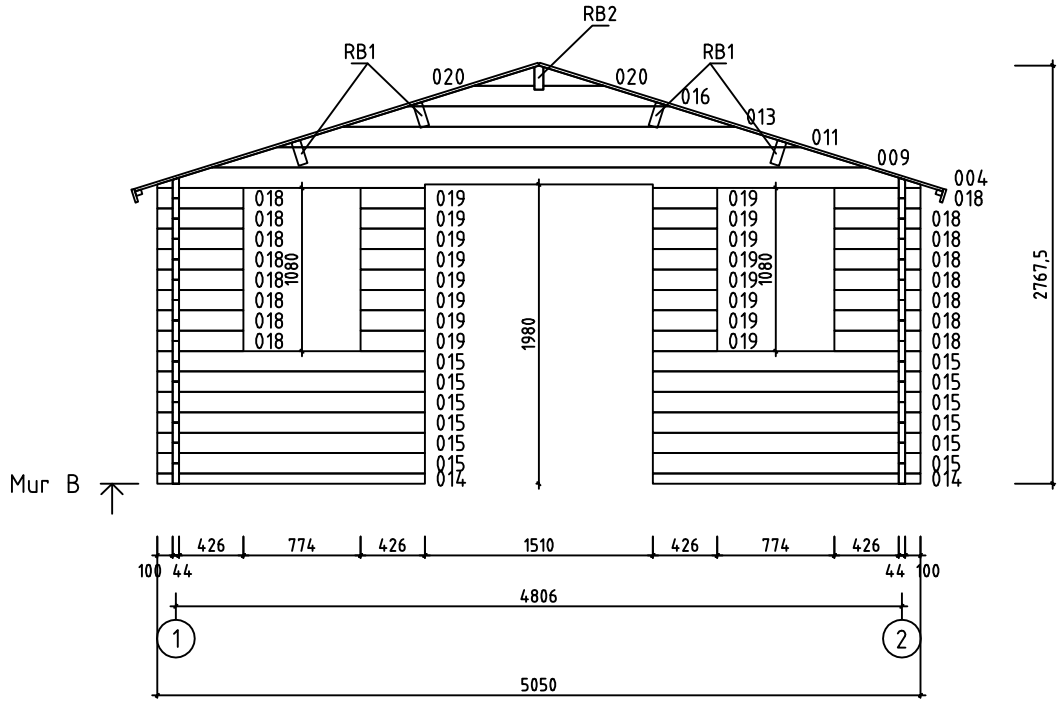

House	Vichy 44 ISO	Sheet	6
Drawing	MUR B	Scale	1:50
Material	70x135	Date	01.09.2015
Drawer	RP	File	Vichy 44 ISO.dwg

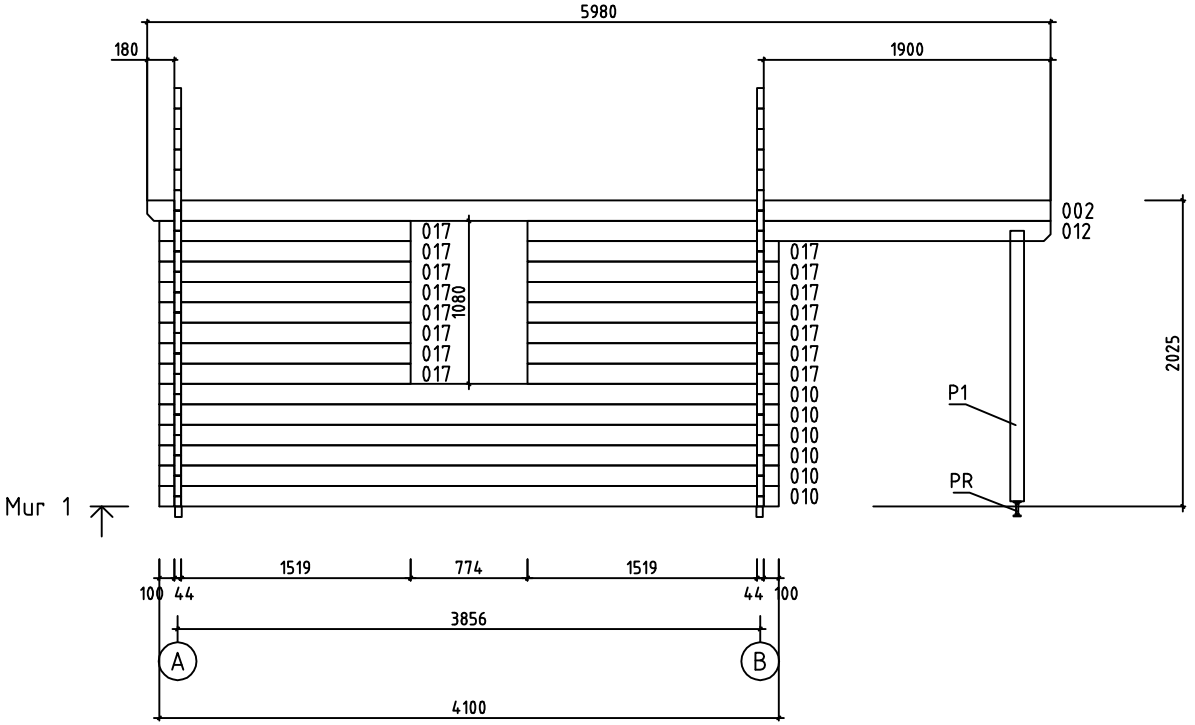

House	Vichy 44 ISO	Sheet	7
Drawing	MUR 1	Scale	1:50
Material	70x135	Date	01.09.2015
Drawer	RP	File	Vichy 44 ISO.dwg

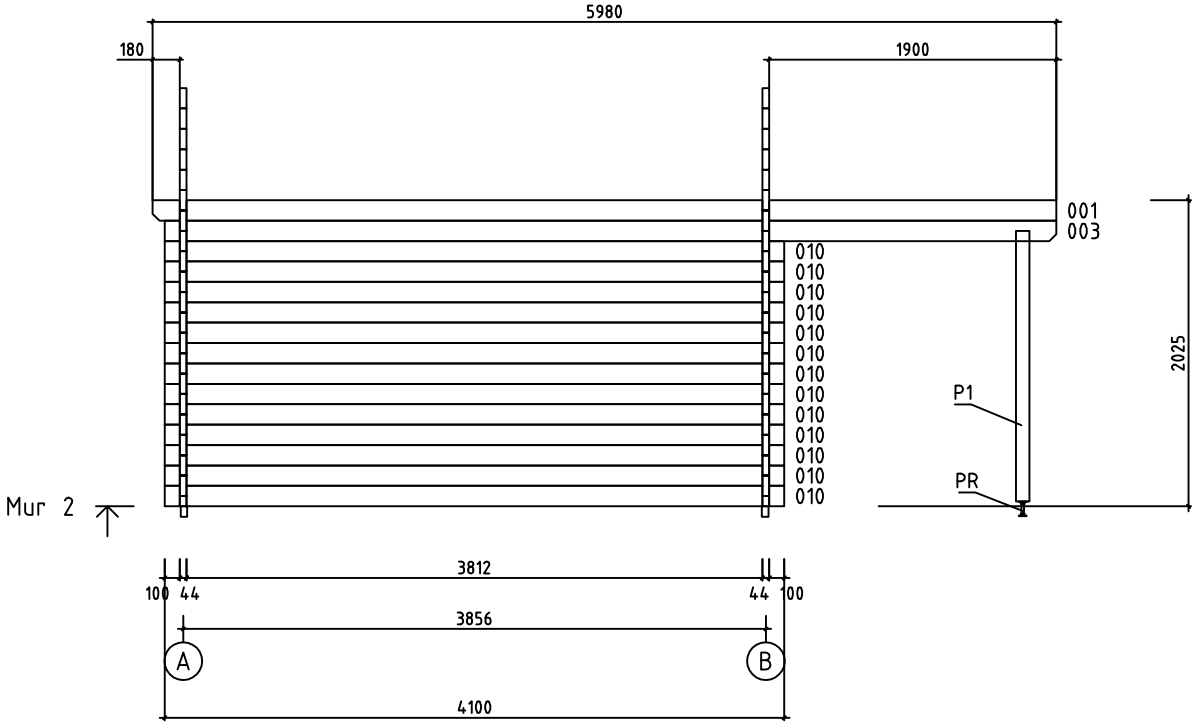

House	Vichy 44 ISO	Sheet	8
Drawing	MUR 2	Scale	1:50
Material	70x135	Date	01.09.2015
Drawer	RP	File	Vichy 44 ISO.dwg

Pos	Spécification	PZS	Profile (mm)	L (mm)
001		1	44x135	5980
002	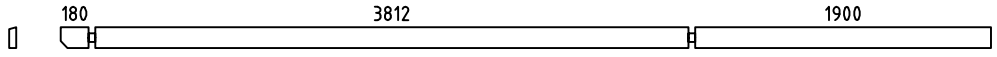	1	44x135	5980
003		1	44x135	5900
006	MADRIER DE RÉSERVE 	1	44x135	5050
007	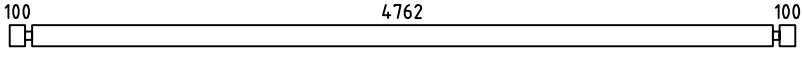	14	44x135	5050
008	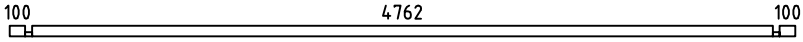	1	44x68	5050
010	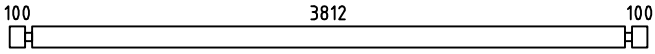	19	44x135	4100
012	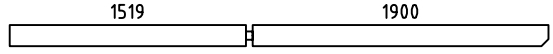	1	44x135	3463
014	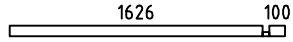	2	44x68	1770
015	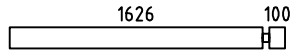	12	44x135	1770
017	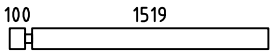	15	44x135	1663
018	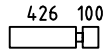	16	44x135	570
019		16	44x135	426
WA-1	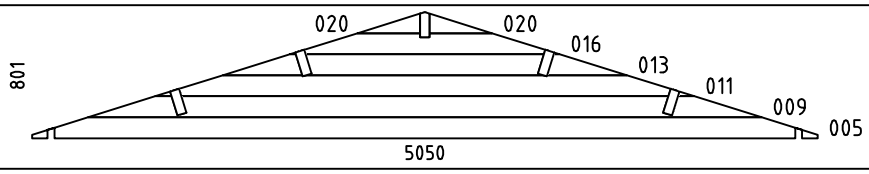	1	44x801	5050
WB-1	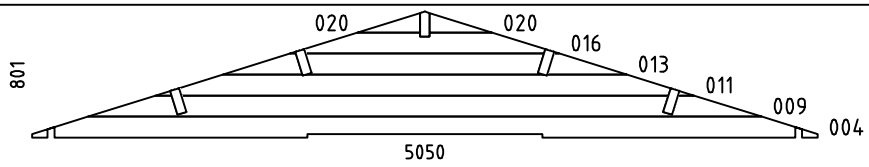	1	44x801	5050
HB	MADRIERS D´ASSEMBLAGE 	2	44x135	300
FBI1	POUTRES DE FONDATION IMPRÉGNÉS IMM	2	43x70	4840
FBI2	POUTRES DE FONDATION IMPRÉGNÉS IMM	2	43x70	3804
P1	POST 	2	90x90	1790
RB1	SOLIVES DE PLAFOND 	4	68x190	5980
RB2	SOLIVES DE PLAFOND 	1	68x190	5980
R1	VOLIGES  ou	106+2 138+2	114x19 88x19	2800
GB1	PLANCHE DE RIVE 	4	19x120	2850

House Vichy 44 ISO	Material	File Vichy 44 ISO.dwg	Sheet 9

Pos	Spécification	PZS	Profile (mm)	L (mm)
GS1	BAGUETTES POUR FIXER LES PLANCHES DE RIVE 	4	19x70	2850
EB1	LATTES SOUS VOLIGES 	4	19x90	2990
ES1	BAGUETTES POUR FIXER LES LATTES SOUS VOLIGES 	4	30x40	2990
DB1	ELÉMENTS DE DÉCORATION 	2	19x90	200
SS1	BAGUETTE DE TEMPETE TYPE 2	4	19x35	2060
PR1	POST RÉGULATEUR 	2		
	VISSER POUR SS1 	8	M8	90
	RONDELLE POUR SS1 	8	M8	
	ÉCROU POUR SS1 	8	M8	
	CLOUS POUR R1	560	ϕ2.5	60
	CLOUS POUR LE REVÉTEMENT DE TOIT	480	ϕ2.5	20
	VIS POUR GB1, GS1, EB1, ES1, DB1, P1	100	ϕ4.5	50
	VIS POUR 008, 014 FBI1, FBI2	20	ϕ4.5	90
	VIS POUR RB1, RB2 WA-1, WB-1	34	ϕ6.0	160
	REVÉTEMENT DE TOIT R = 15m 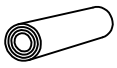	3,5		
	POIGNÉE DE FENÊTRE (EN KIT) 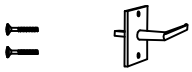	3		
	POIGNÉE DE PORTE (EN KIT) 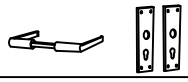	1		
	SERRURE DE PORTE + CLÉS 	1		
	REJET D´EAU POUR FENÉTRE 	3		
	CROISILLONS POUR DOUBLE PORTE 	2		
	CROISILLONS POUR FENÉTRE 	3		
	CHARNIERES PORTE 	6		
	BORDURE DE PORTE 	1		

House Vichy 44 ISO	Material	File Vichy 44 ISO.dwg	Sheet 10

Pos	Spécification	PZS	Profile (mm)	L (mm)
	DOUBLE PORTE (droit) ORT_ECO P 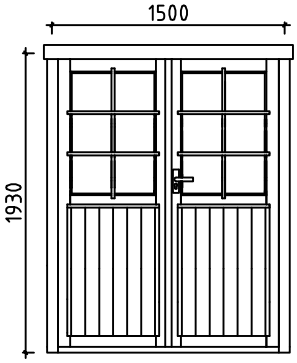	1	1500	1930
	FENÉTRE (2x droit; 1x gauche) ORT_ECO P+V 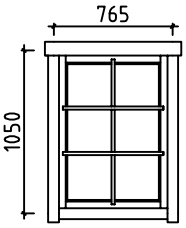	2+1	765	1050

House Vichy 44 ISO	Material	File Vichy 44 ISO.dwg	Sheet 11

#001	2	5980	1
#002	1	5980	1
#003	2	5900	1
#004	B	5050	1
#005	A	5050	1
#006		5050	1
#007	A	5050	14
#008	A	5050	1
#009	A,B	4329	2
#010	1,2	4100	19
#011	A,B	3463	2
#012	1	3463	1
#013	A,B	2597	2
#014	B	1770	2
#015	B	1770	12
#016	A,B	1732	2
#017	1	1663	15
#018	B	570	16
#019	B	426	16
#020	A,B	403	4