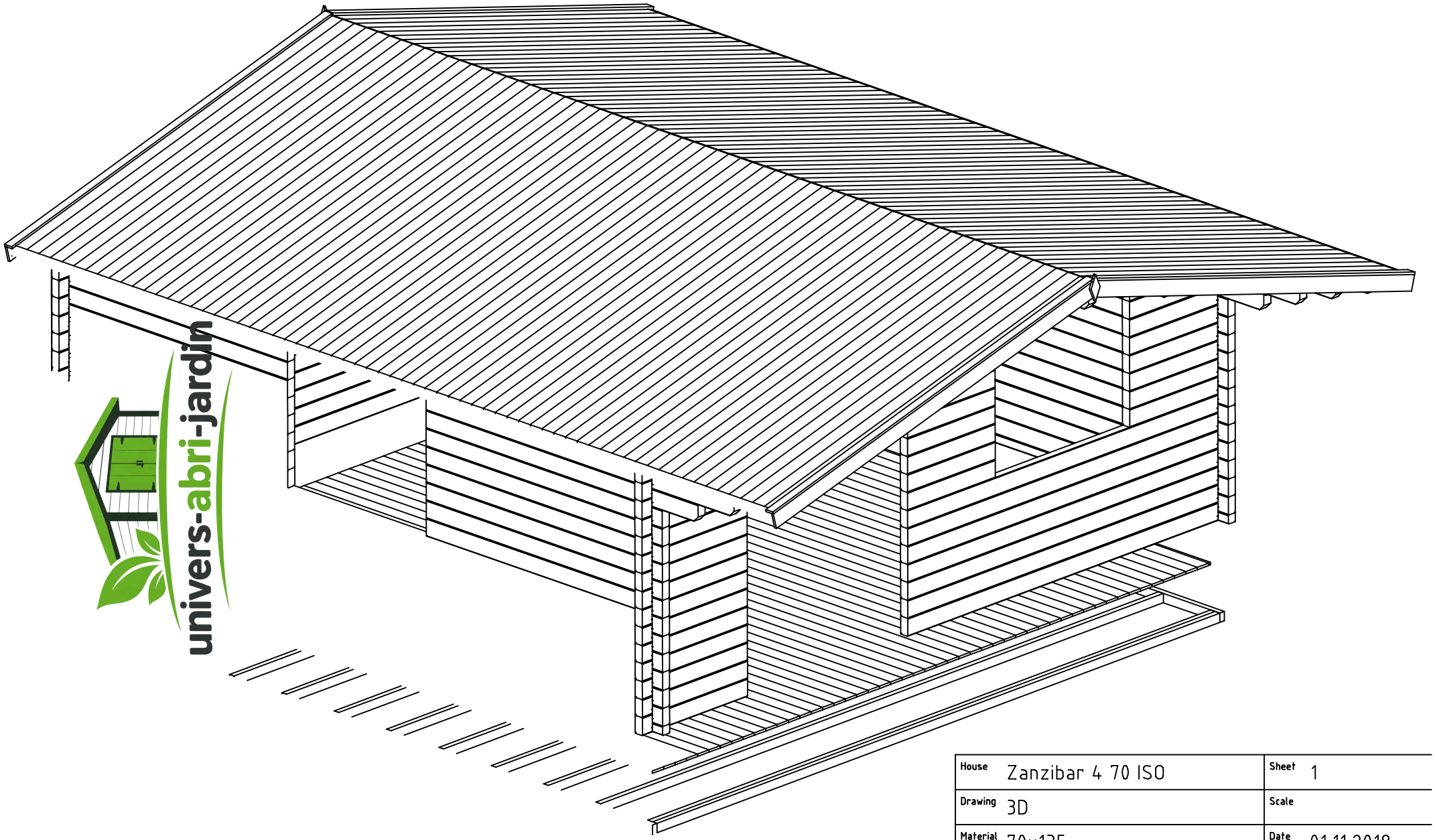

univers-abri-jardin

House	Zanzibar 4 70 ISO	Sheet	1
Drawing	3D	Scale	
Material	70x135	Date	01.11.2018
Drawer	RP	File	Zanzibar 4 70 ISO 3D.dwg

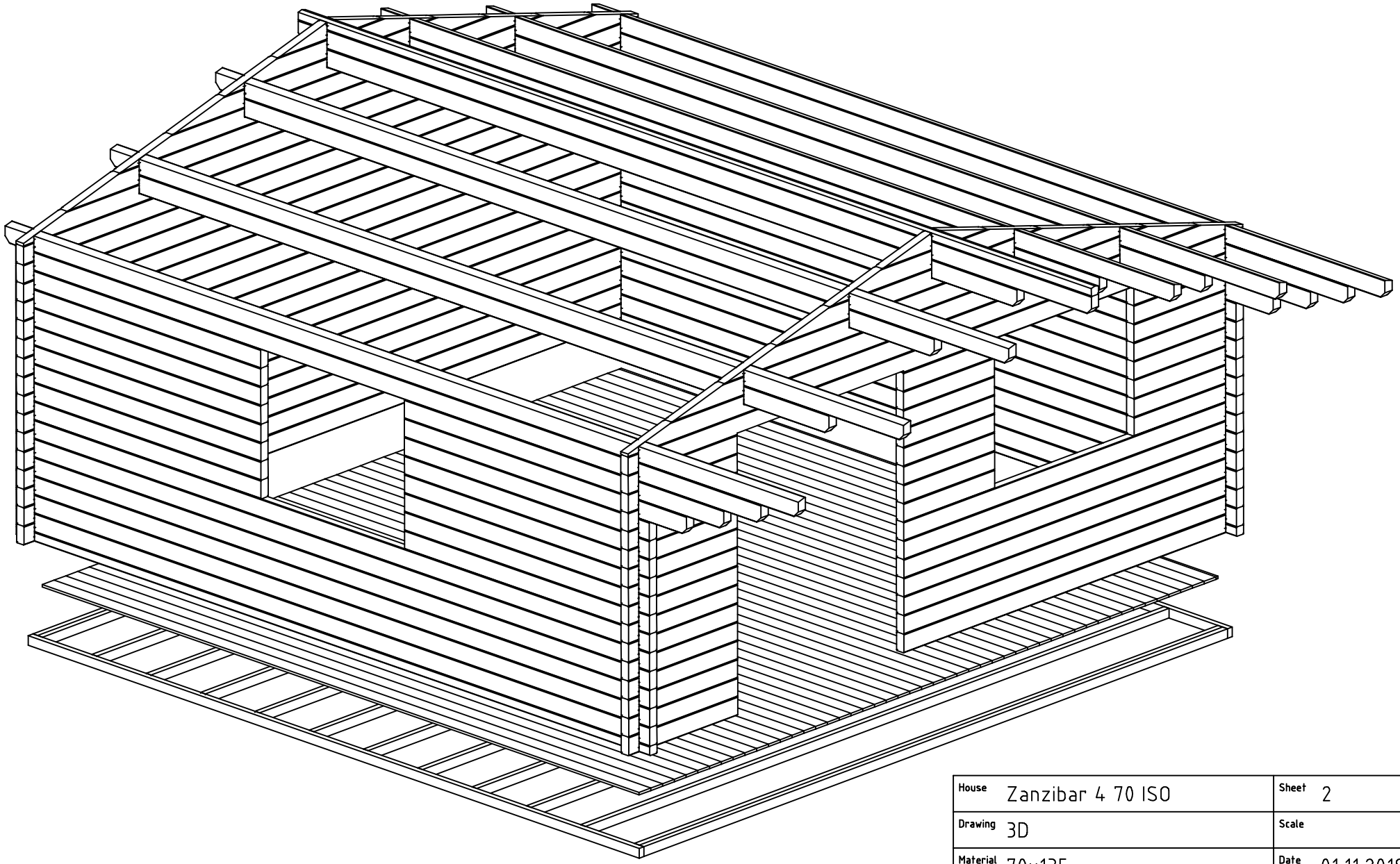

House	Zanzibar 4 70 ISO	Sheet	2
Drawing	3D	Scale	
Material	70x135	Date	01.11.2018
Drawer	RP	File	Zanzibar 4 70 ISO 3D.dwg

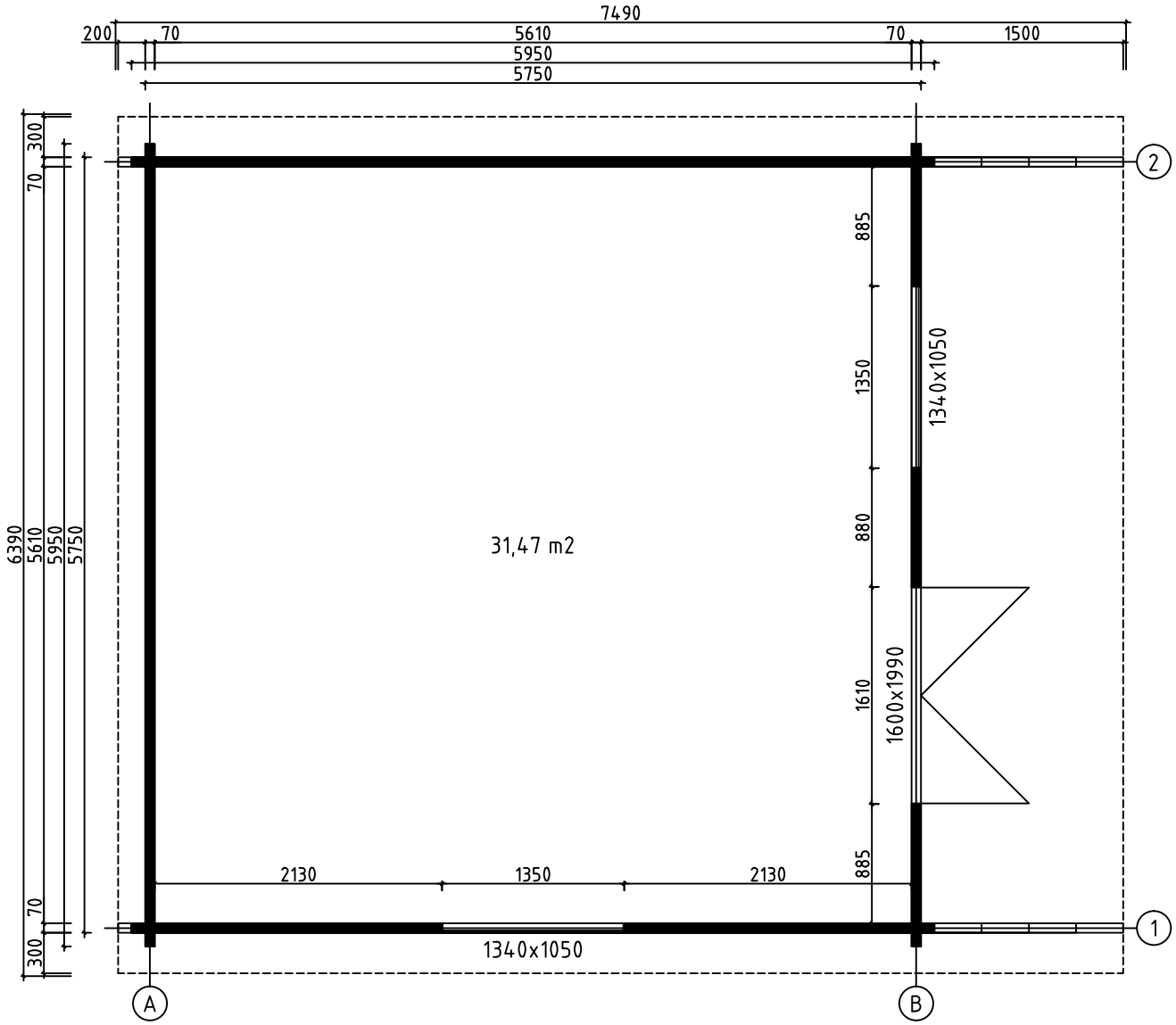

House	Zanzibar 4 70 ISO	Sheet	3
Drawing	GROUNDPLAN	Scale	1:50
Material	70x135	Date	01.11.2018
Drawer	RP	File	Zanzibar 4 70 ISO.dwg

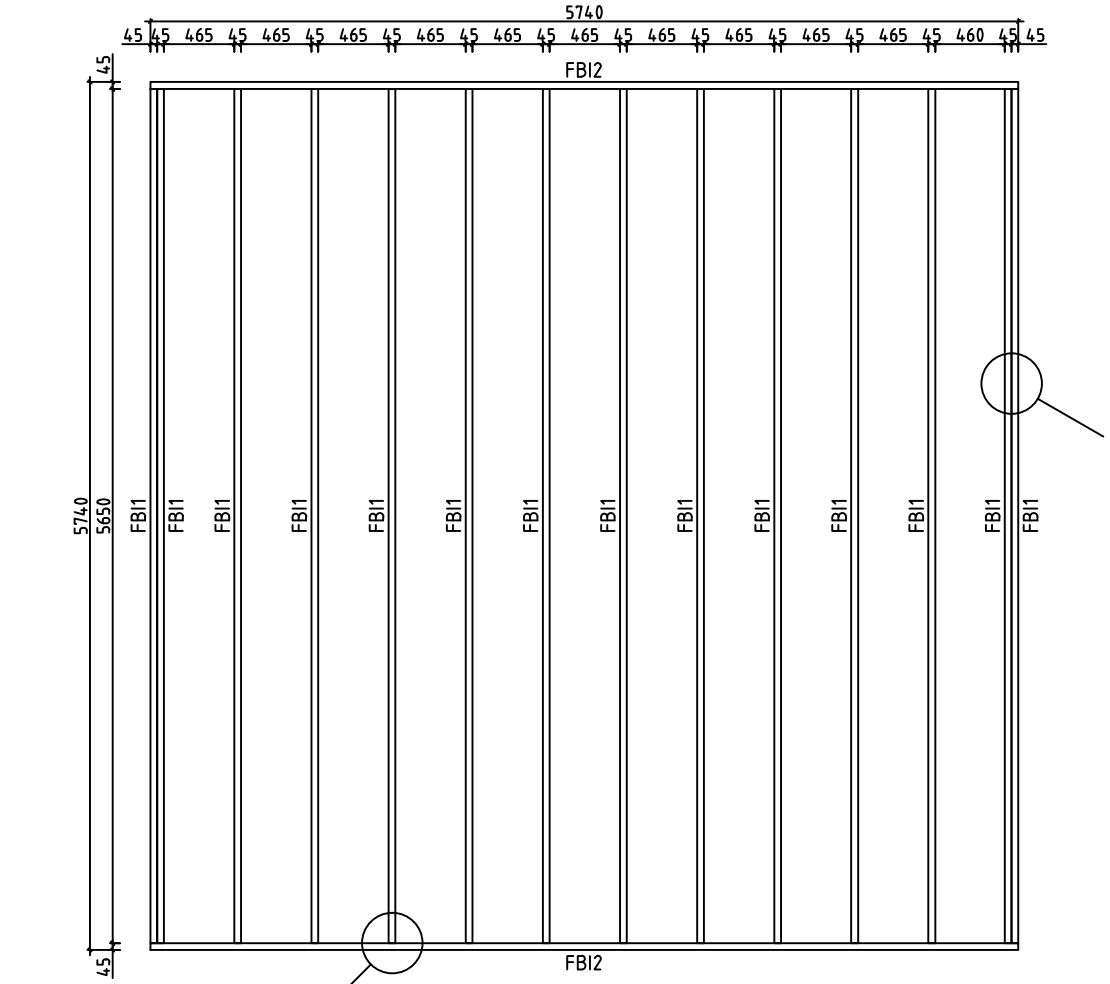

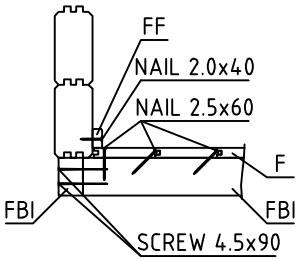

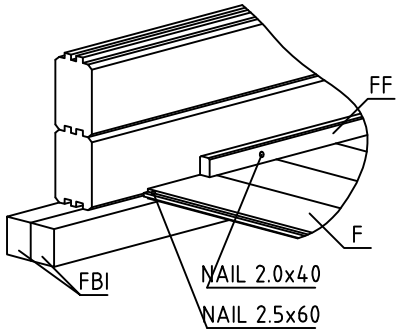

House	Zanzibar 4 70 ISO	Sheet	4
Drawing	FLOORBEAMS	Scale	1:50
Material	45x70	Date	01.11.2018
Drawer	RP	File	Zanzibar 4 70 ISO.dwg

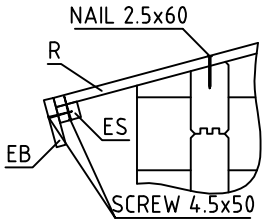

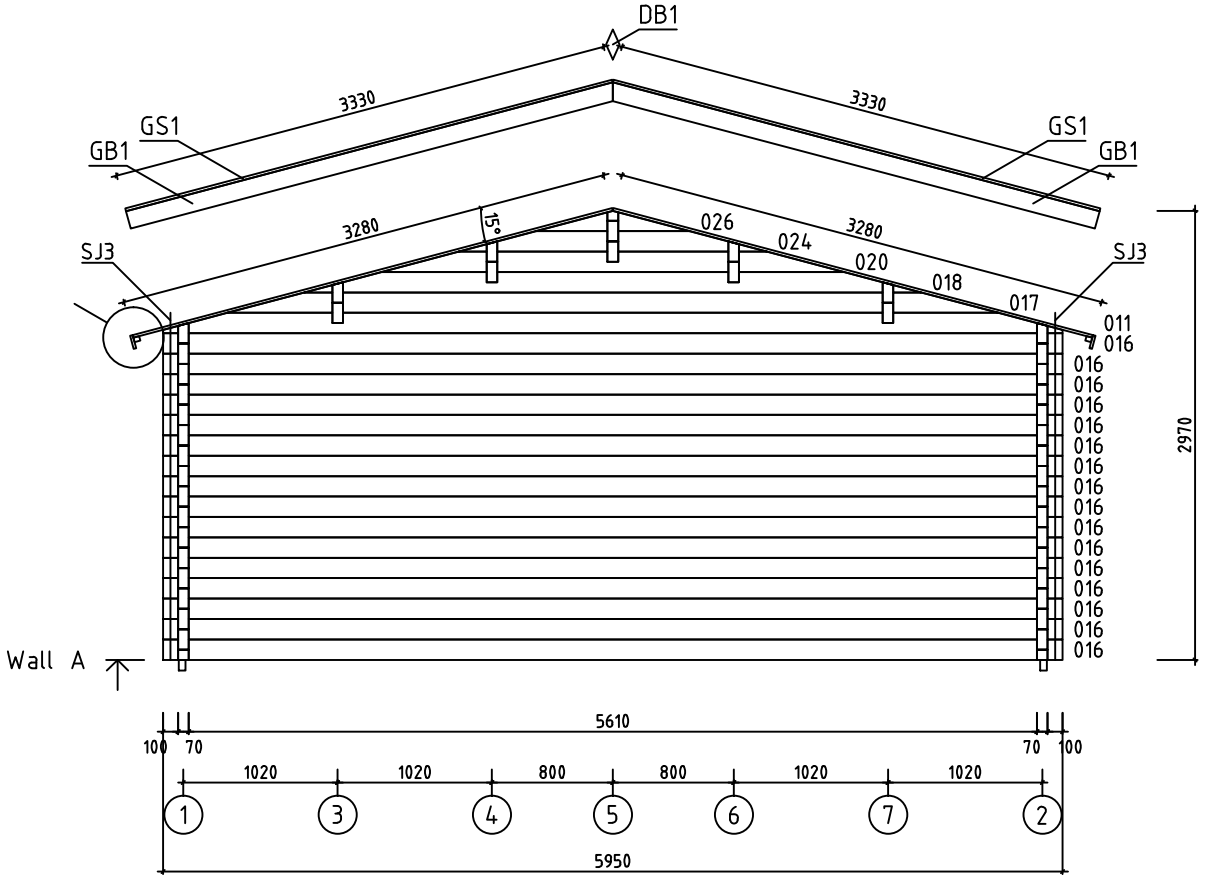

House	Zanzibar 4 70 ISO	Sheet	5
Drawing	WALL A	Scale	1:50
Material	70x135	Date	01.11.2018
Drawer	RP	File	Zanzibar 4 70 ISO.dwg

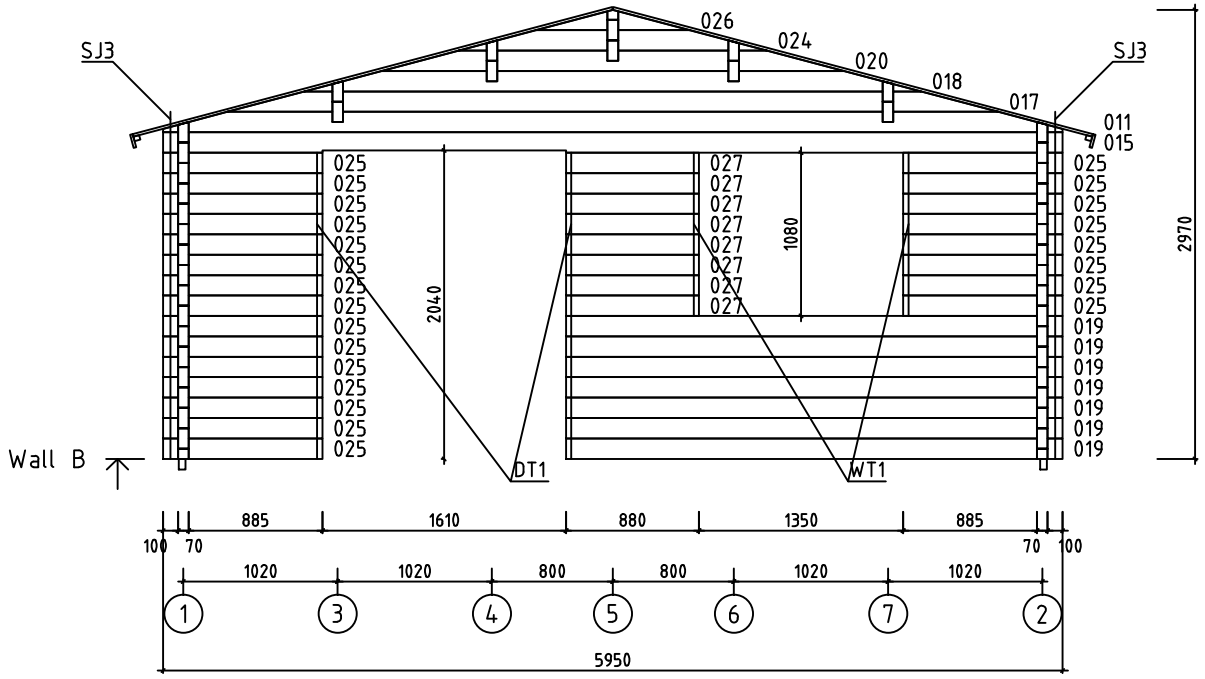

House	Zanzibar 4 70 ISO	Sheet	6
Drawing	WALL B	Scale	1:50
Material	70x135	Date	01.11.2018
Drawer	RP	File	Zanzibar 4 70 ISO.dwg

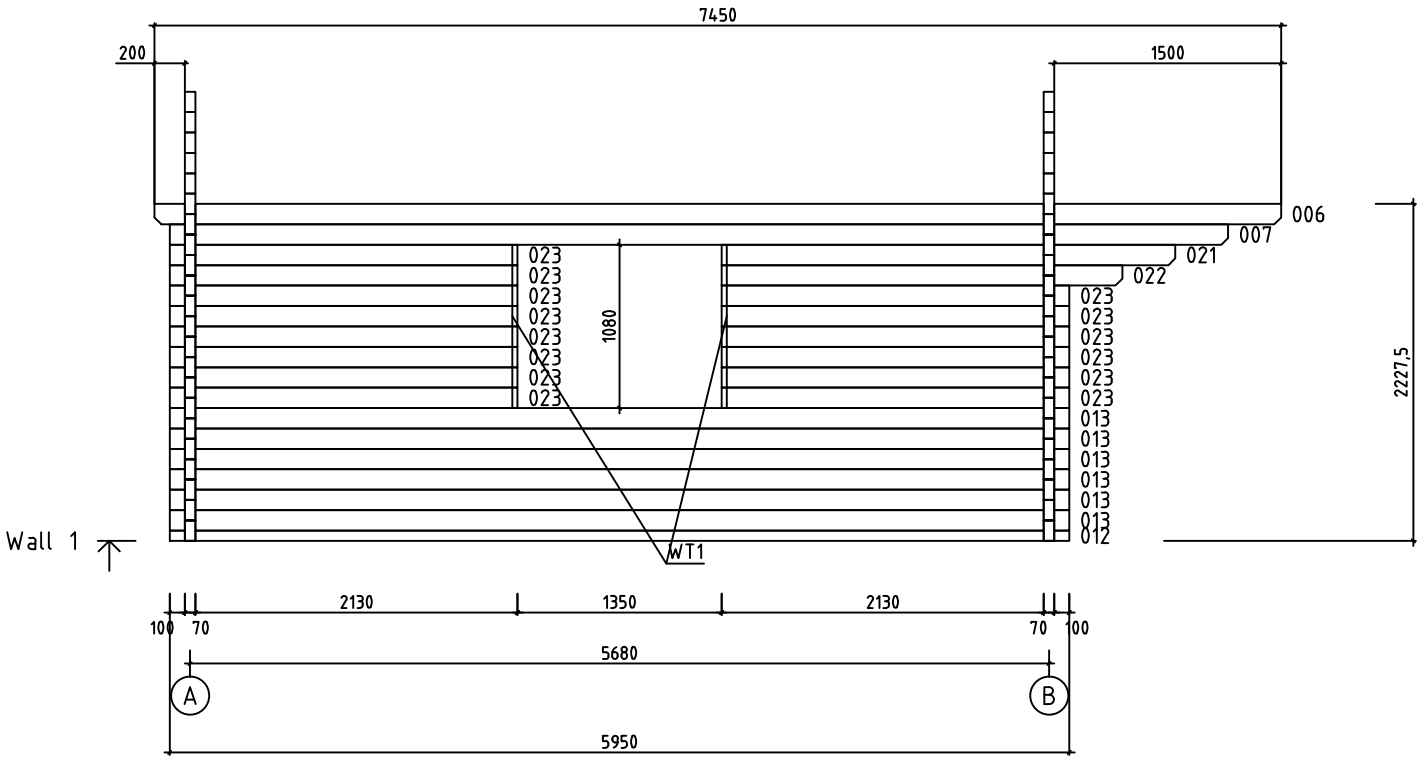

House	Zanzibar 4 70 ISO	Sheet	7
Drawing	WALL 1	Scale	1:50
Material	70x135	Date	01.11.2018
Drawer	RP	File	Zanzibar 4 70 ISO.dwg

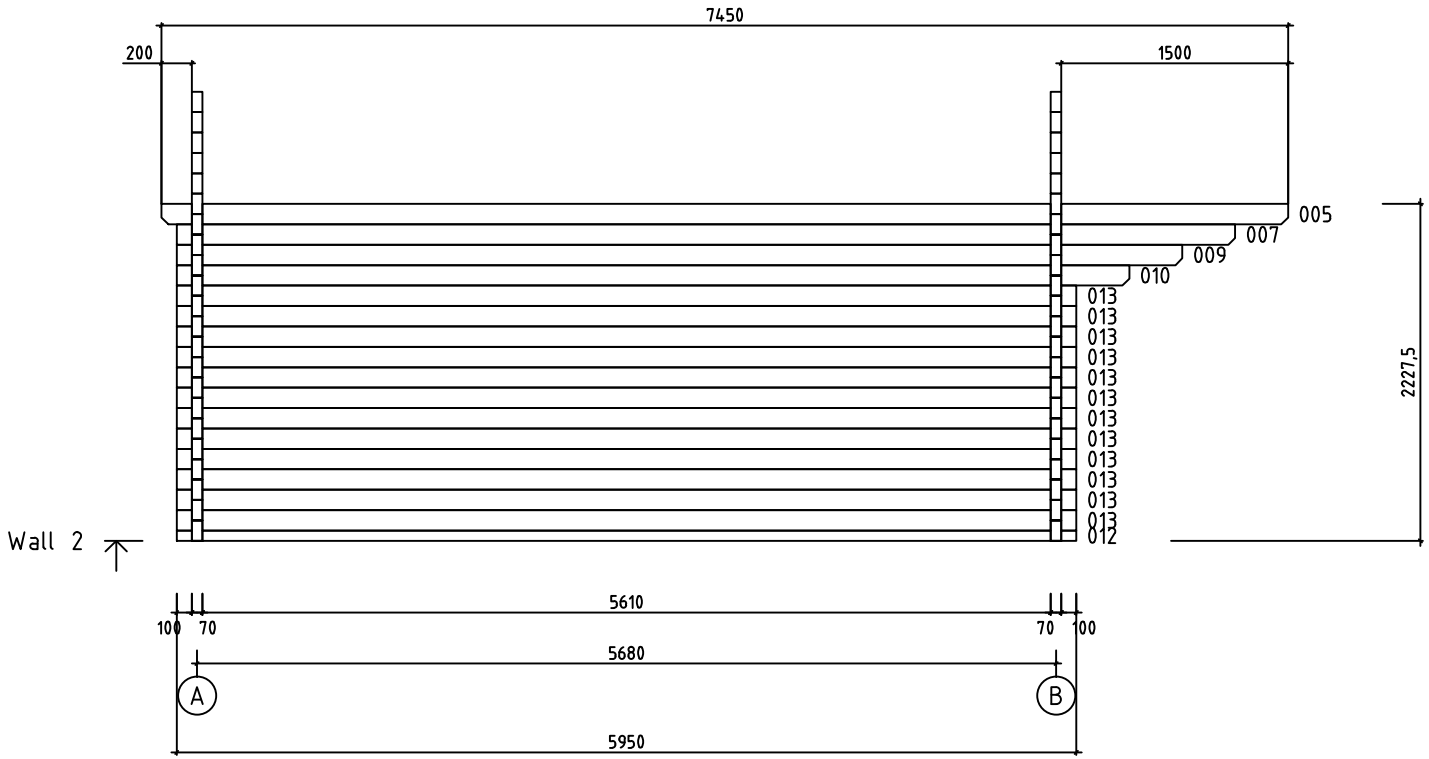

House	Zanzibar 4 70 ISO	Sheet	8
Drawing	WALL 2	Scale	1:50
Material	70x135	Date	01.11.2018
Drawer	RP	File	Zanzibar 4 70 ISO.dwg

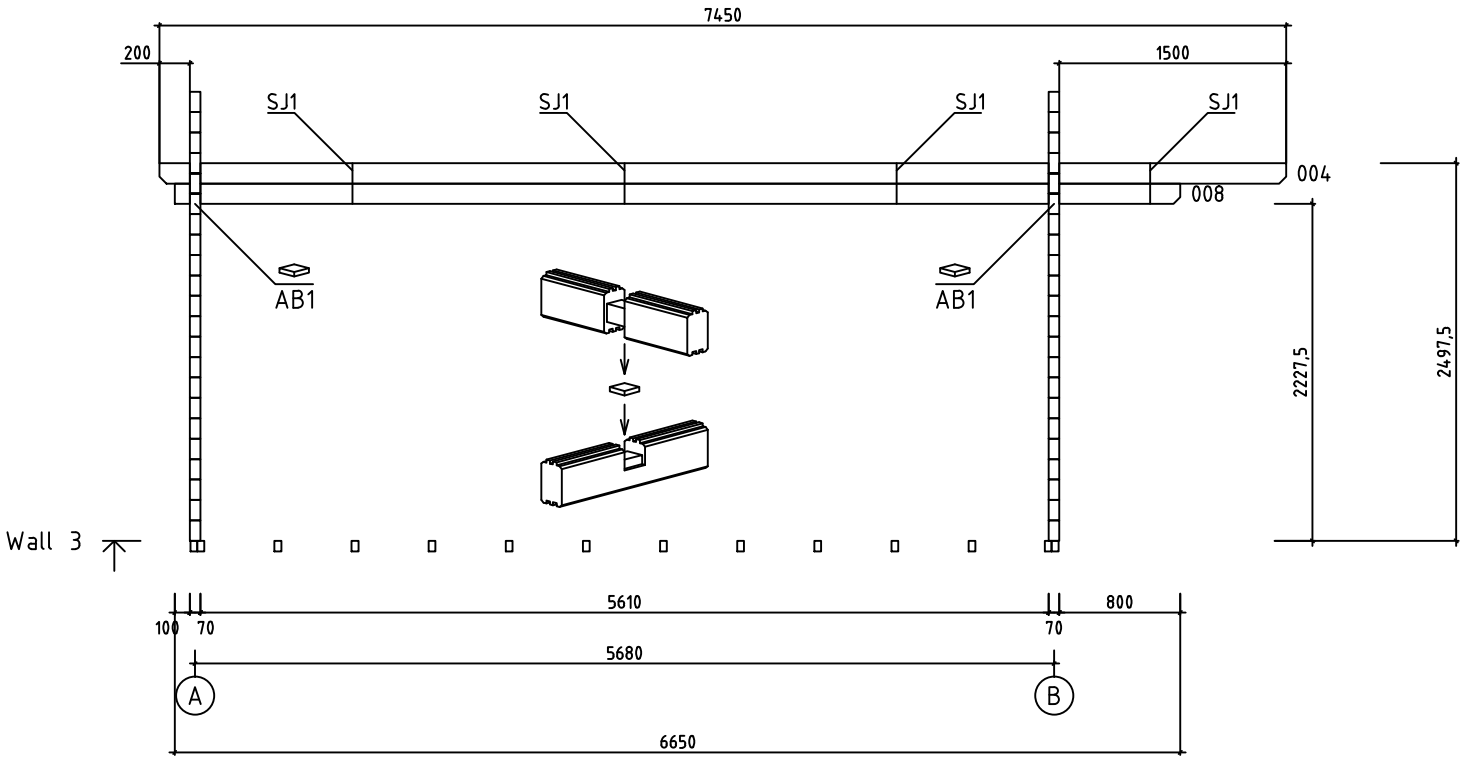

House	Zanzibar 4 70 ISO	Sheet	9
Drawing	WALL 3	Scale	1:50
Material	70x135	Date	01.11.2018
Drawer	RP	File	Zanzibar 4 70 ISO.dwg

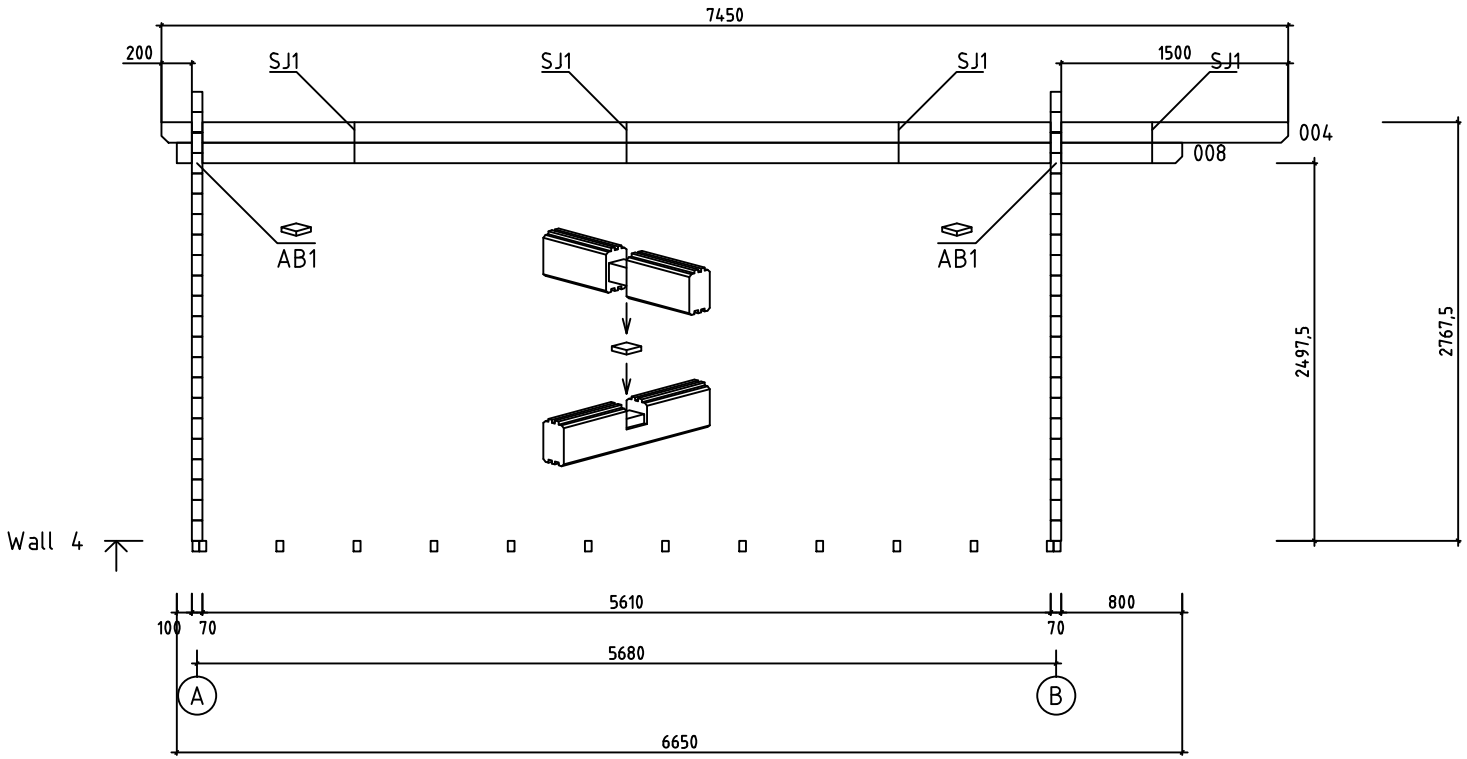

House	Zanzibar 4 70 ISO	Sheet	10
Drawing	WALL 4	Scale	1:50
Material	70x135	Date	01.11.2018
Drawer	RP	File	Zanzibar 4 70 ISO.dwg

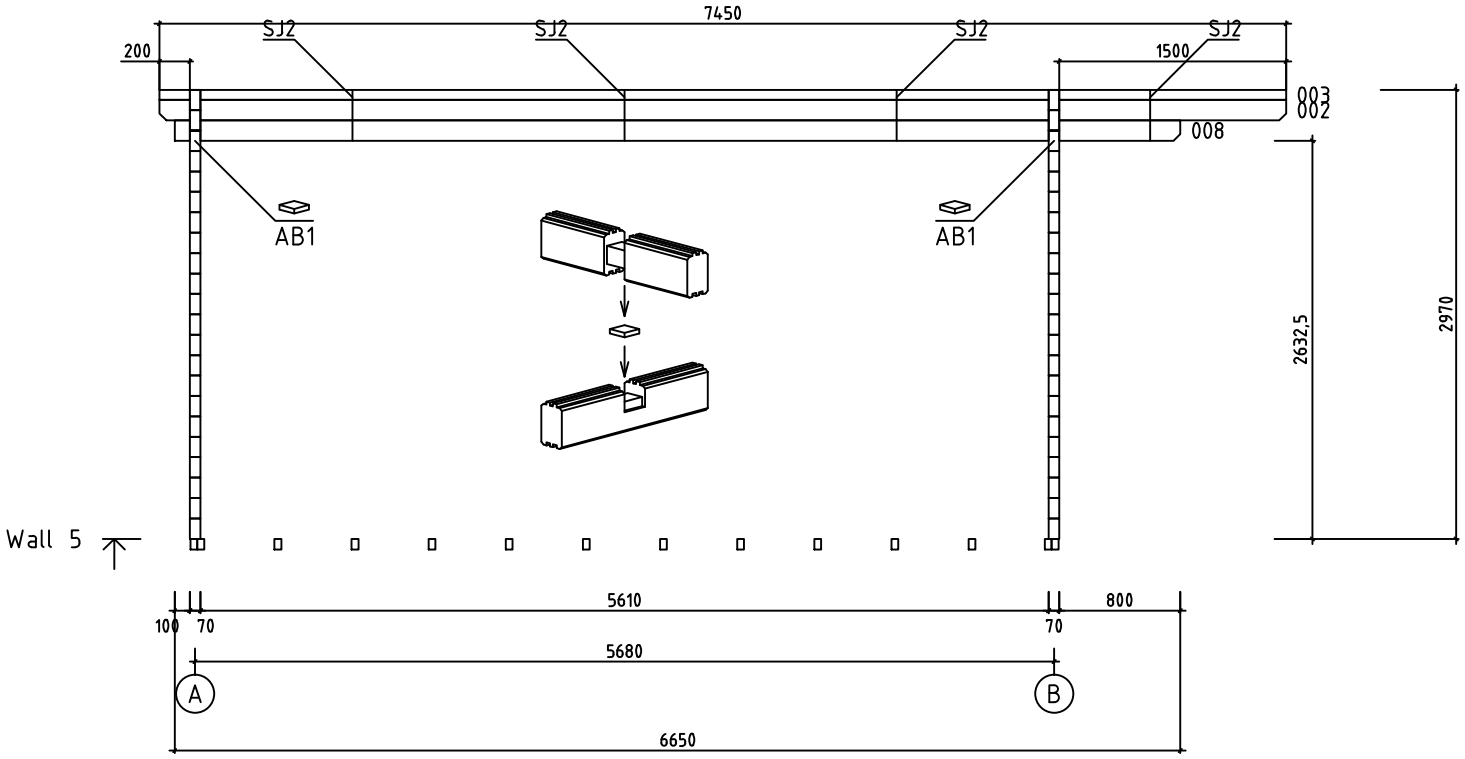

House	Zanzibar 4 70 ISO	Sheet	11
Drawing	WALL 5	Scale	1:50
Material	70x135	Date	01.11.2018
Drawer	RP	File	Zanzibar 4 70 ISO.dwg

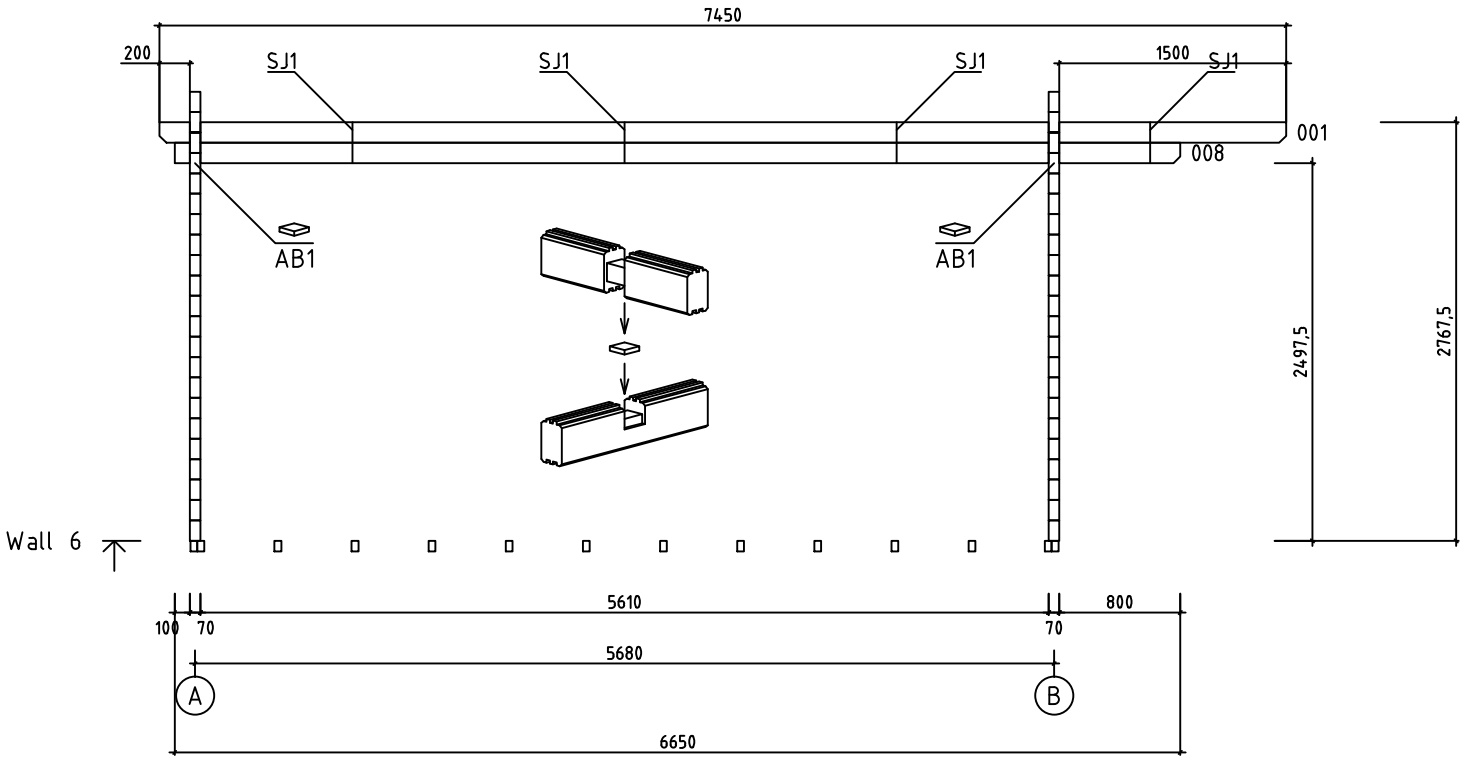

House	Zanzibar 4 70 ISO	Sheet	12
Drawing	WALL 6	Scale	1:50
Material	70x135	Date	01.11.2018
Drawer	RP	File	Zanzibar 4 70 ISO.dwg

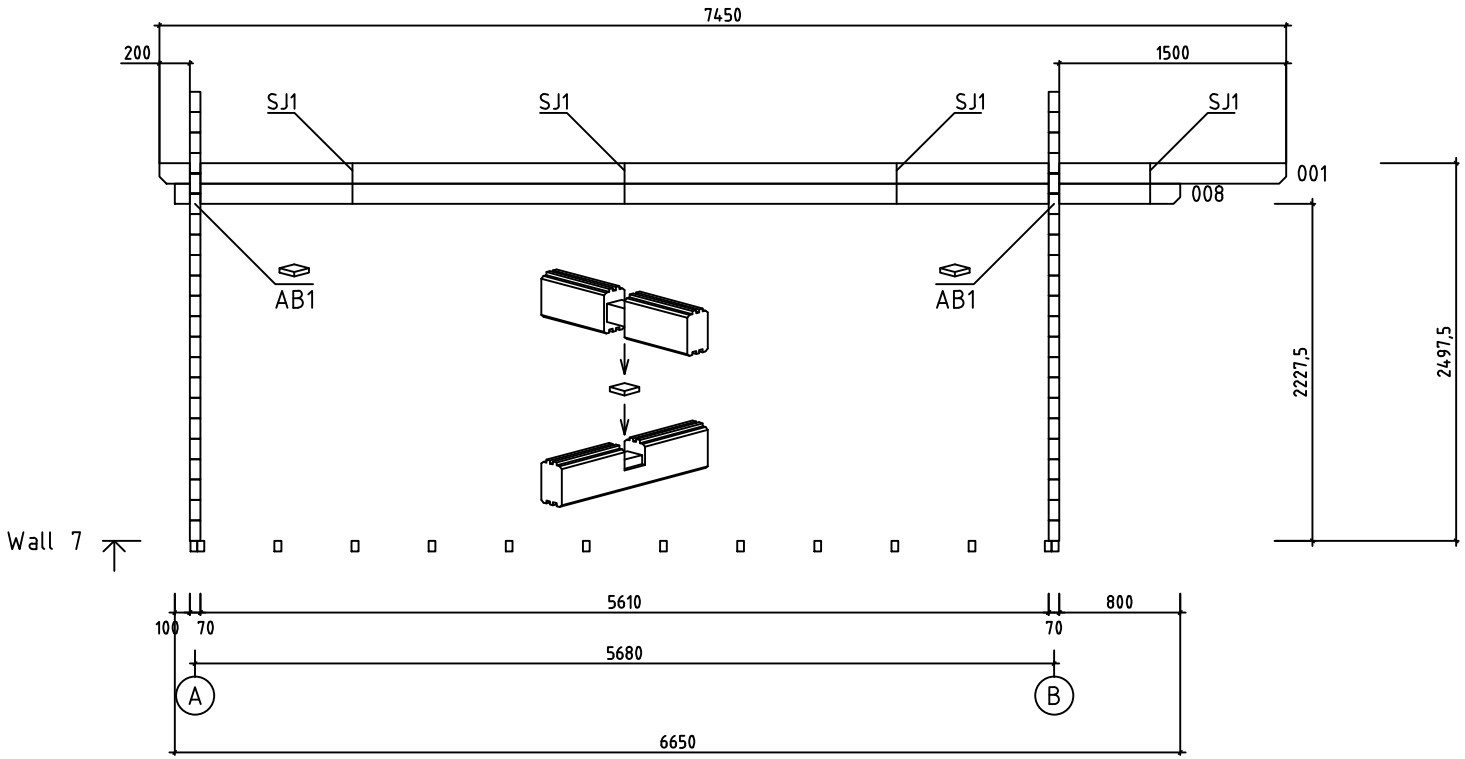

House	Zanzibar 4 70 ISO	Sheet	13
Drawing	WALL 7	Scale	1:50
Material	70x135	Date	01.11.2018
Drawer	RP	File	Zanzibar 4 70 ISO.dwg

Pos	Specification-Bestimmung-Spécification	PCS	Profile (mm)	L (mm)
001		2	70x135	7450
002		1	70x135	7450
003	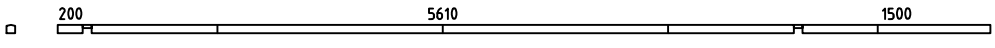	1	70x68	7450
004		2	70x135	7450
005		1	70x135	7450
006		1	70x135	7450
007		2	70x135	7000
008		5	70x135	6650
009		1	70x135	6650
010		1	70x135	6300
012	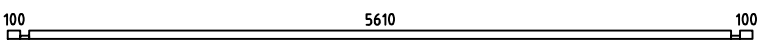	2	70x68	5950
013	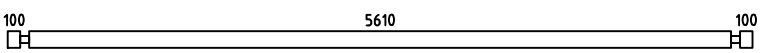	18	70x135	5950
014	SPARE BEAM-ERZATZBOHLE-MADRIER DE RÉSERVE 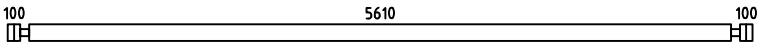	1	70x135	5950
015	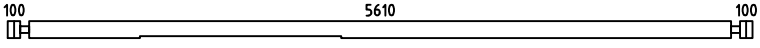	1	70x135	5950
016	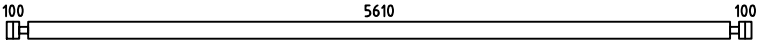	16	70x135	5950
019	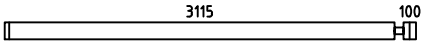	7	70x135	3285
021		1	70x135	3000
022		1	70x135	2650
023		14	70x135	2300
025		23	70x135	1055
027		8	70x135	880
WA-1 WB-1	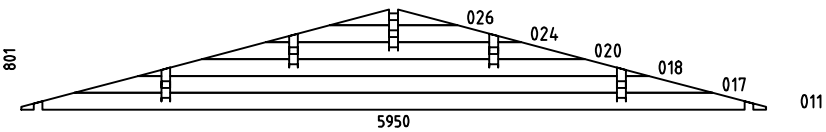	2	70x801	5950
HB	HIT BLOCK-SCHLAGHÖLZER-MADRIERS D´ASSEMBLAGE 	2	70x135	300

House Zanzibar 4 70 ISO	Material	File Zanzibar 4 70 ISO.dwg	Sheet 14

Pos	Specification-Bestimmung-Spécification	PCS	Profile (mm)	L (mm)
FBI2	FLOORBEAMS-FUSSBODENBALKEN-POUTRES DE FONDATION IMPRÉGNÉS IMM	2	45x70	5740
FBI1	FLOORBEAMS-FUSSBODENBALKEN-POUTRES DE FONDATION IMPRÉGNÉS IMM	14	45x70	5650
F1	FLOORBOARD-FUSSBODENBRETT-PLANCHER or-oder-ou	50+1 65+1	18x114 18x88	5605
R1	ROOFBOARD-DACHBRETT-VOLIGES or-oder-ou	132+2 172+2	18x114 18x88	3280
FF1	FLOOR FILLET-FUSSBODENLEISTE-BAGUETTE DE FINITION DE PLANCHER		18x35	23m
GB1	GABLE BOARD-GIEBELBLENDE-PLANCHE DE RIVE 3330 / 3298	4	18x120	3330
GS1	ROOF FELT FILLET-GIEBELLEISTE-BAGUETTES POUR FIXER LES PLANCHES DE RIVE	4	18x70	3330
EB1	EAVE BOARD-TRAUFBRETT-LATTES SOUS VOLIGES	4	18x90	3725
ES1	EAVE SLAT-TRAUFENLEISTE-BAGUETTES POUR FIXER LES LATTES SOUS VOLIGES	4	30x40	3725
DB1	DIAMOND-RAUTE-ELÉMENTS DE DÉCORATION	2	18x90	200
DT1	DOOR ASSEMBLING PROFILE-TÜR INSTALLIERUNGSPROFIL -TASSEAU DE FIXATION POUR PORTES	2	18x25	1990
WT1	WINDOW ASSEMBLING PROFILE-FENSTER INSTALLIERUNGSPROFIL -TASSEAU DE FIXATION POUR FENÉTRE	4	18x25	1050
AB1	ASSEMBLING BOARD-MONTAGE BOARD-MUR D´ASSEMBLAGE	10	15x52	58
SJ1	SCREW JOINT-GEWINDESTANGE -TIGES FILETÉS	16	M10	300
SJ2	SCREW JOINT-GEWINDESTANGE -TIGES FILETÉS	4	M10	360
SJ3	SCREW JOINT-GEWINDESTANGE -TIGES FILETÉS	4	M10	2220
	NAIL-NAGEL-CLOUS FOR-FÜR-POUR FF1	50	ϕ2.0	40
	NAIL-NAGEL-CLOUS FOR-FÜR-POUR COATING FOR ROOF-BESCHICHTUNG FÜR DACH-REVÉTEMENT DE TOIT	750	ϕ2.5	20
	NAIL-NAGEL-CLOUS FOR-FÜR-POUR F1, R1	1480	ϕ2.5	60
	SCREWS-SCHRAUBEN-VIS FOR-FÜR-POUR GB1, GS1, EB1, ES1, DB1	110	ϕ4.5	50
	SCREWS-SCHRAUBEN-VIS FOR-FÜR-POUR 012 FBI1, FBI2	70	ϕ4.5	90
	SCREWS-SCHRAUBEN-VIS FOR-FÜR-POUR WA-1, WB-1	30	ϕ6.0	160
	COATING FOR ROOF-BESCHICHTUNG FÜR DACH-REVÉTEMENT DE TOIT	4,0	R = 15m	

House Zanzibar 4 70 ISO	Material	File Zanzibar 4 70 ISO.dwg	Sheet 15

Pos	Specification-Bestimmung-Spécification	PCS	Profile (mm)	L (mm)
	DOUBLEDOOR-DOPPELTÜR-DOUBLE PORTE (left-links-gauche) ORT__1H V 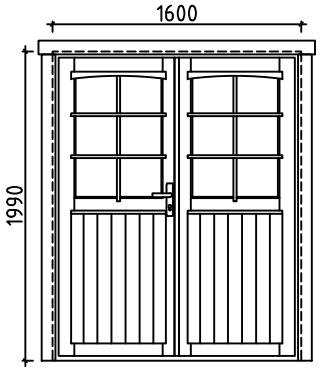 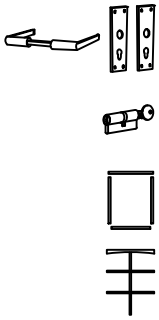	1 1 1 1 2	1600	1990
	DOUBLE WINDOW-DOPPEL FENSTER-DOUBLE FENÉTRE (right-rechts-droit) ORT__1H P 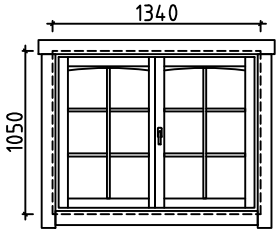 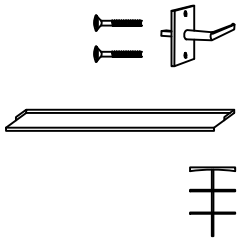	2 2 2 4	1340	1050

House Zanzibar 4 70 ISO	Material	File Zanzibar 4 70 ISO.dwg	Sheet 16

#001	6,7	7450	2
#002	5	7450	1
#003	5	7450	1
#004	3,4	7450	2
#005	2	7450	1
#006	1	7450	1
#007	1,2	7000	2
#008	3,4,5,6,7	6650	5
#009	2	6650	1
#010	2	6300	1
#011	A,B	5950	2
#012	1,2	5950	2
#013	1,2	5950	18
#014		5950	1
#015	B	5950	1
#016	A	5950	16
#017	A,B	5100	2
#018	A,B	4080	2
#019	B	3285	7
#020	A,B	3060	2
#021	1	3000	1
#022	1	2650	1
#023	1	2300	14
#024	A,B	2040	2
#025	B	1055	23
#026	A,B	1020	2
#027	B	880	8