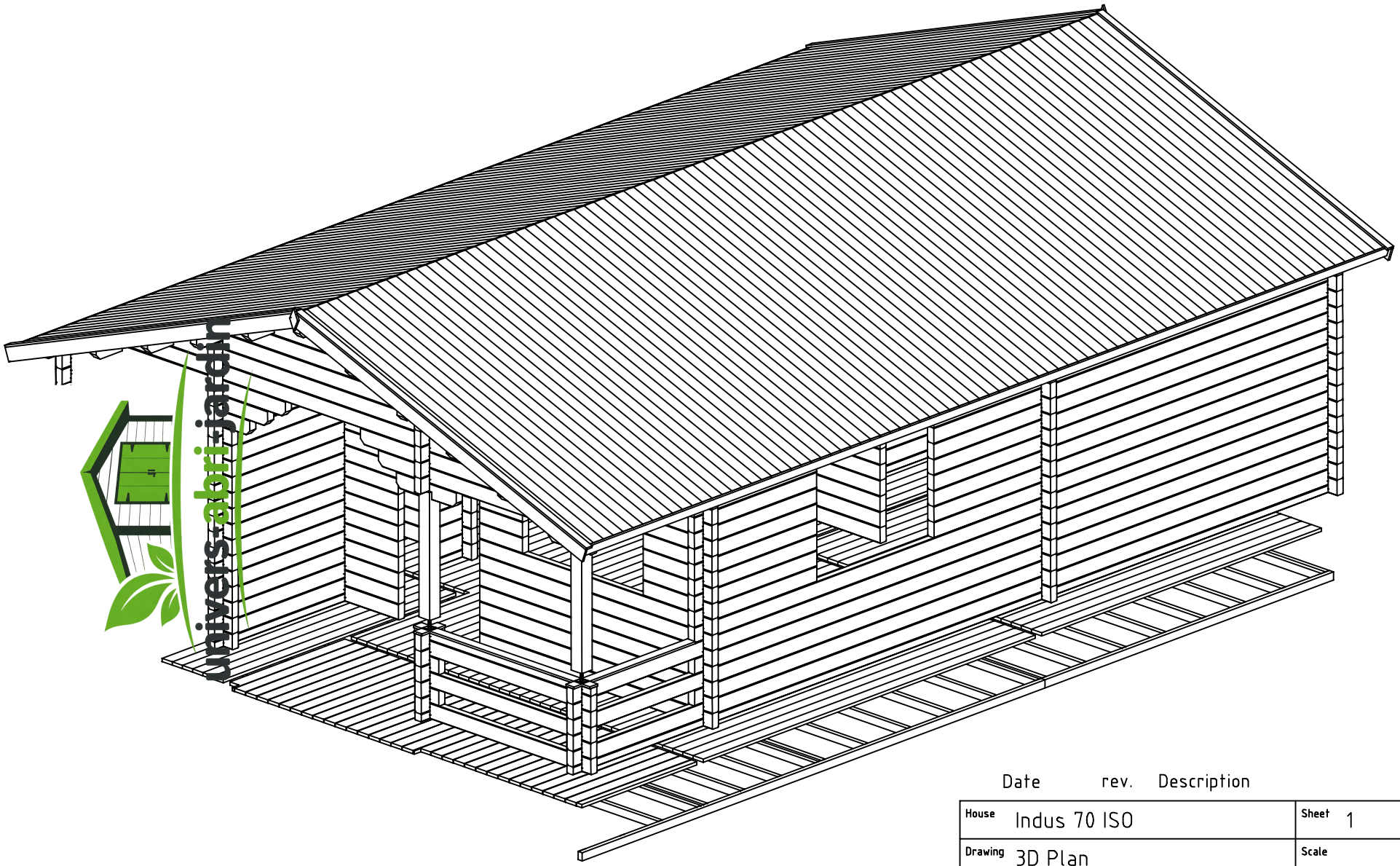

Date	rev.	Description

House	Indus 70 ISO	Sheet	1
Drawing	3D Plan	Scale	
Material	70x135	Date	19.12.2018
Drawer	RP	File	Indus 70 ISO 3D.dwg

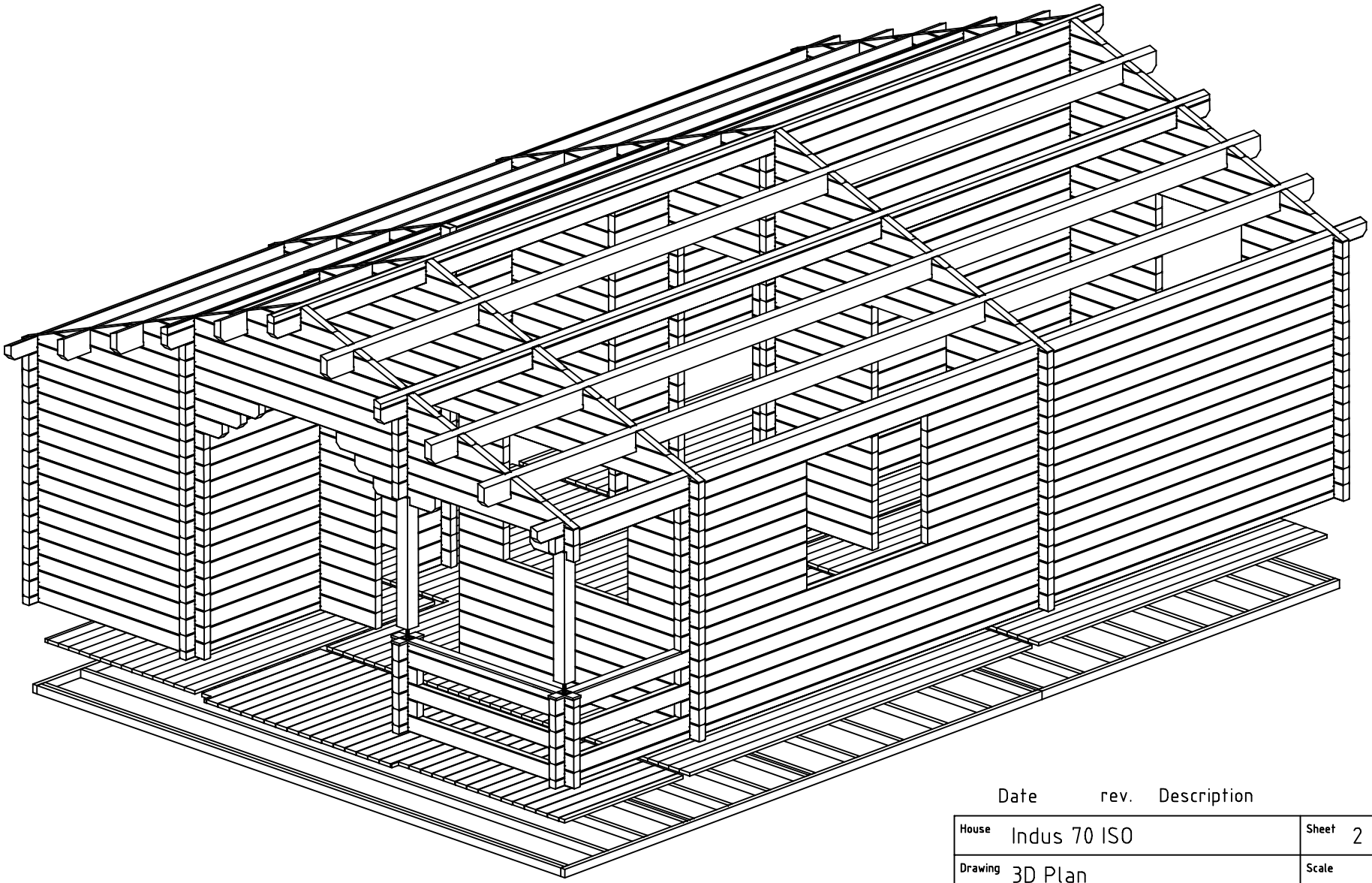

Date	rev.	Description

House	Indus 70 ISO	Sheet	2
Drawing	3D Plan	Scale	
Material	70x135	Date	19.12.2018
Drawer	RP	File	Indus 70 ISO 3D.dwg

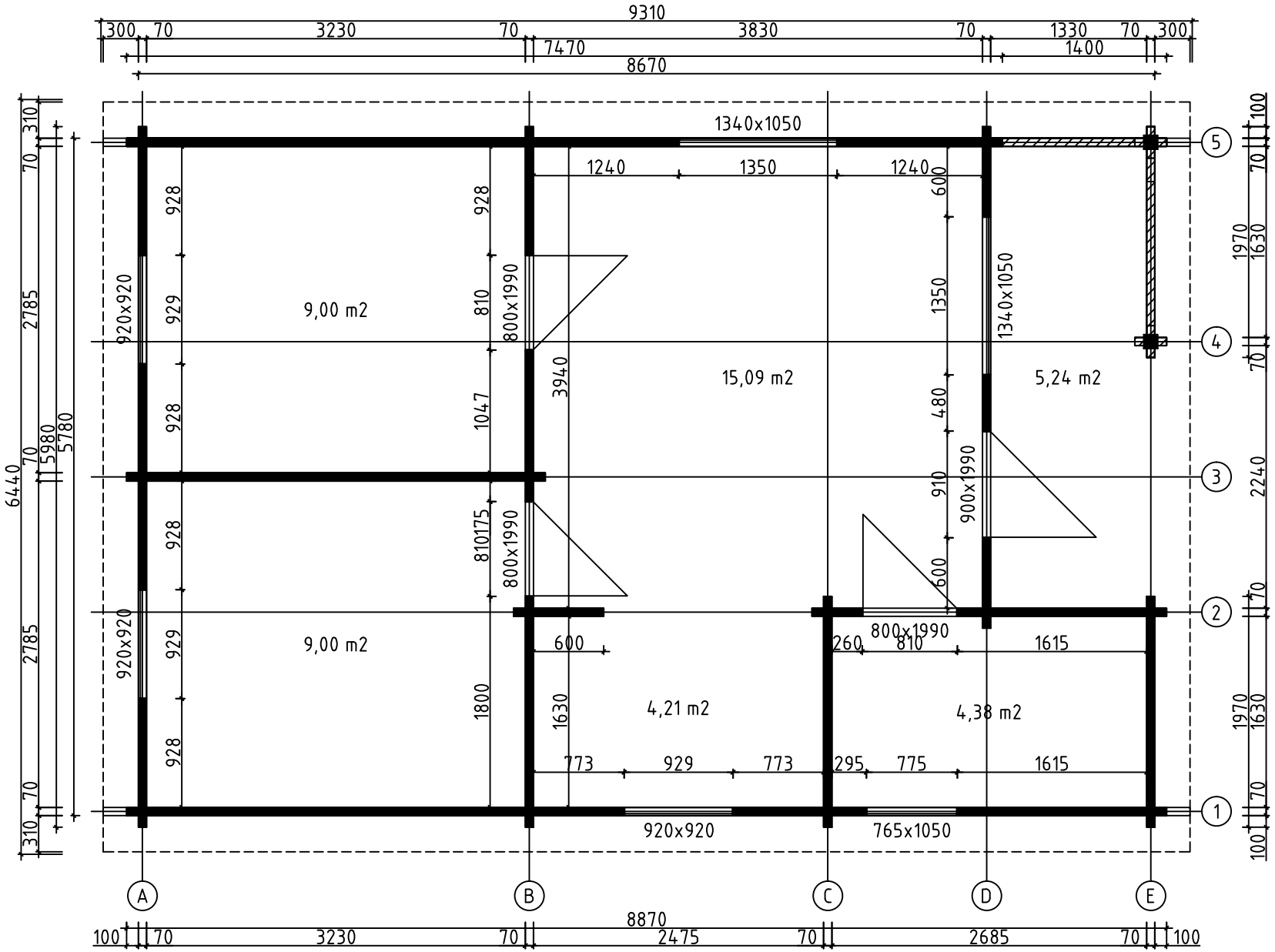

House	Indus 70 ISO	Sheet	3
Drawing	GROUNDPLAN	Scale	1:50
Material	70x135	Date	19.12.2018
Drawer	RP	File	Indus 70 ISO.dwg

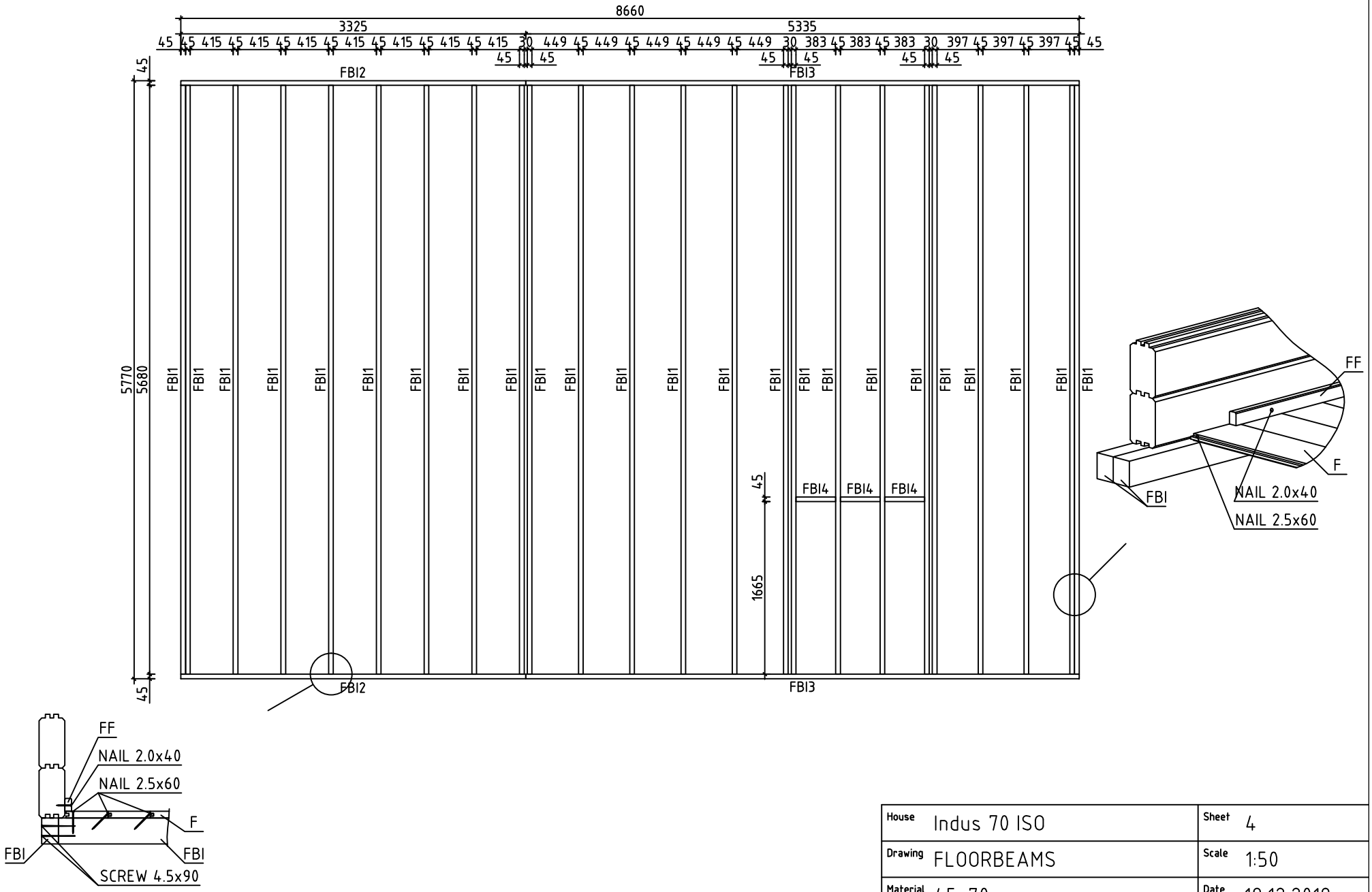

House	Indus 70 ISO	Sheet	4
Drawing	FLOORBEAMS	Scale	1:50
Material	45x70	Date	19.12.2018
Drawer	RP	File	Indus 70 ISO.dwg

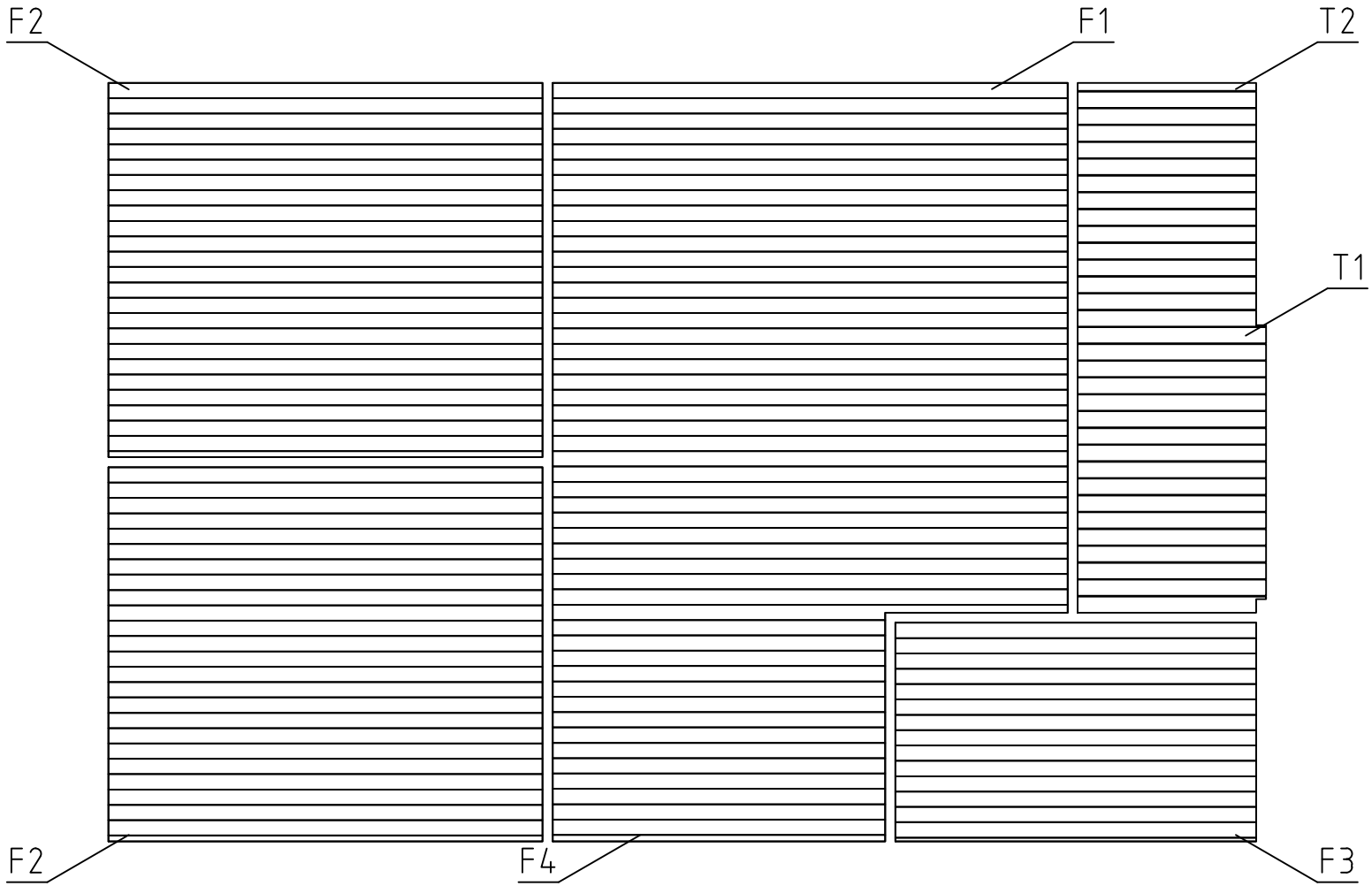

House	Indus 70 ISO	Sheet	5
Drawing	FLOORBOARD	Scale	1:50
Material	28x114, 28x120	Date	19.12.2018
Drawer	RP	File	Indus 70 ISO.dwg

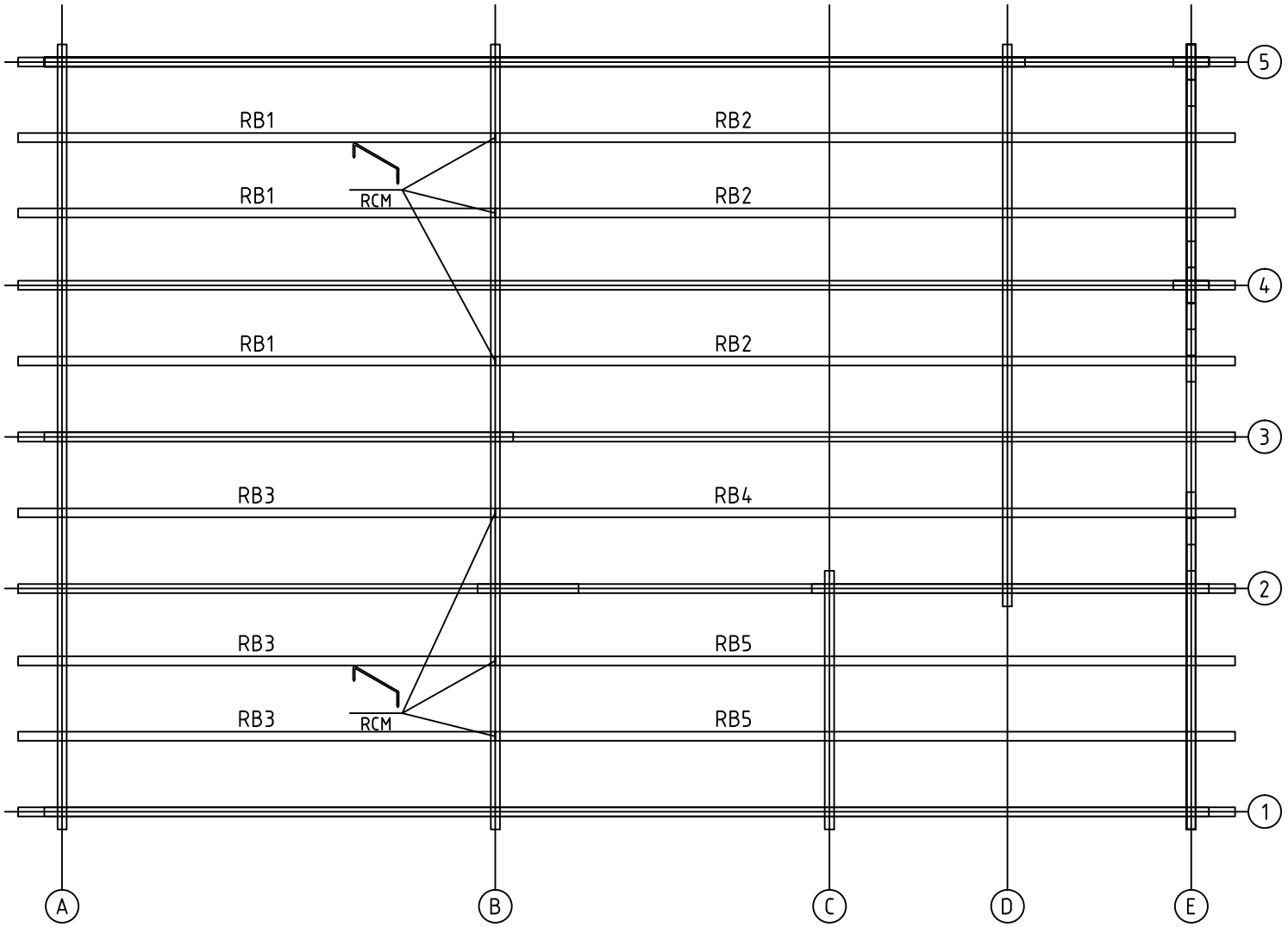

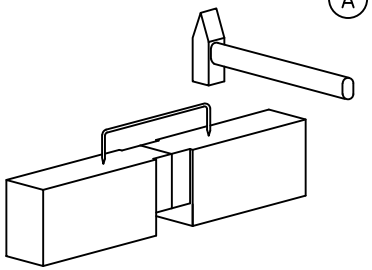

House	Indus 70 ISO	Sheet	6
Drawing	ROOFBEAMS	Scale	1:50
Material	68x190	Date	19.12.2018
Drawer	RP	File	Indus 70 ISO.dwg

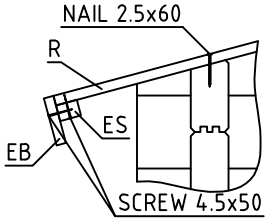

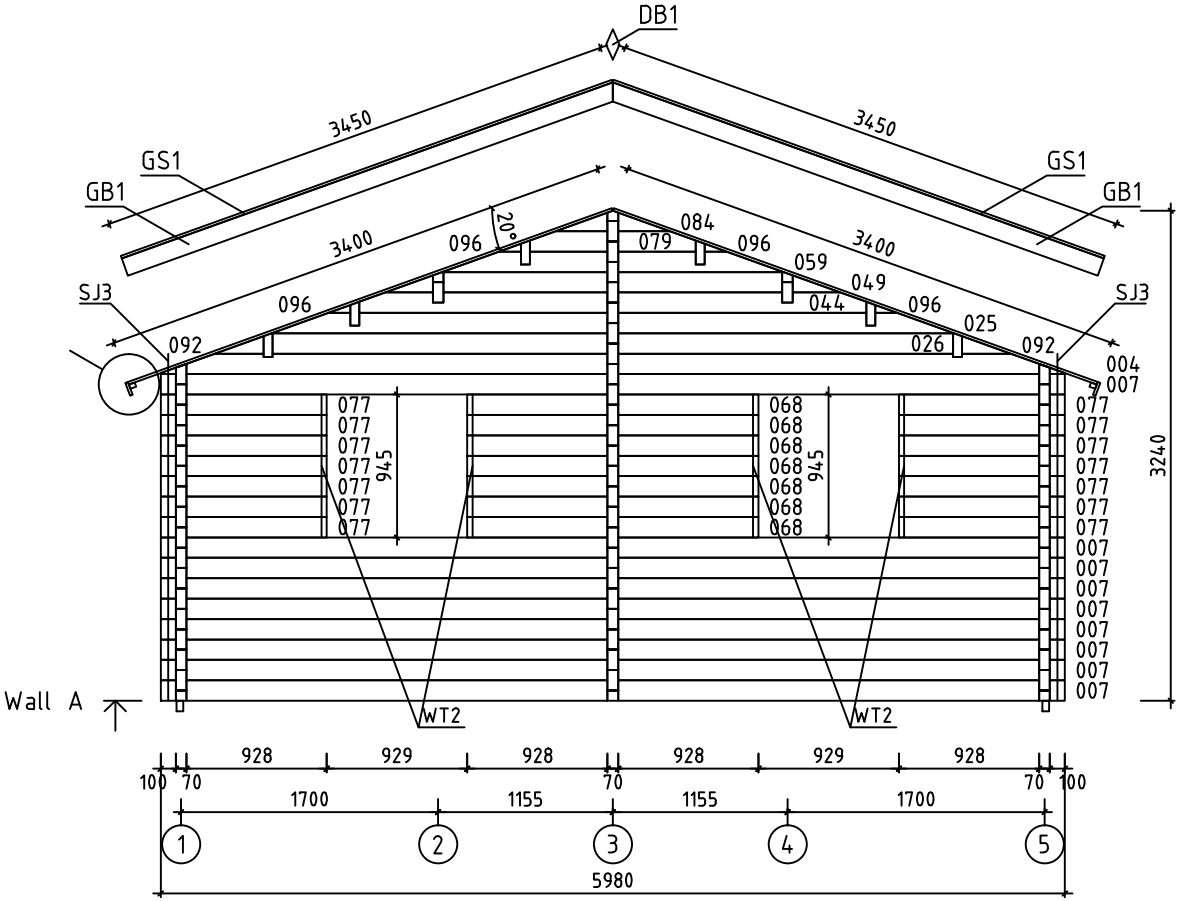

House	Indus 70 ISO	Sheet	7
Drawing	WALL A	Scale	1:50
Material	70x135	Date	19.12.2018
Drawer	RP	File	Indus 70 ISO.dwg

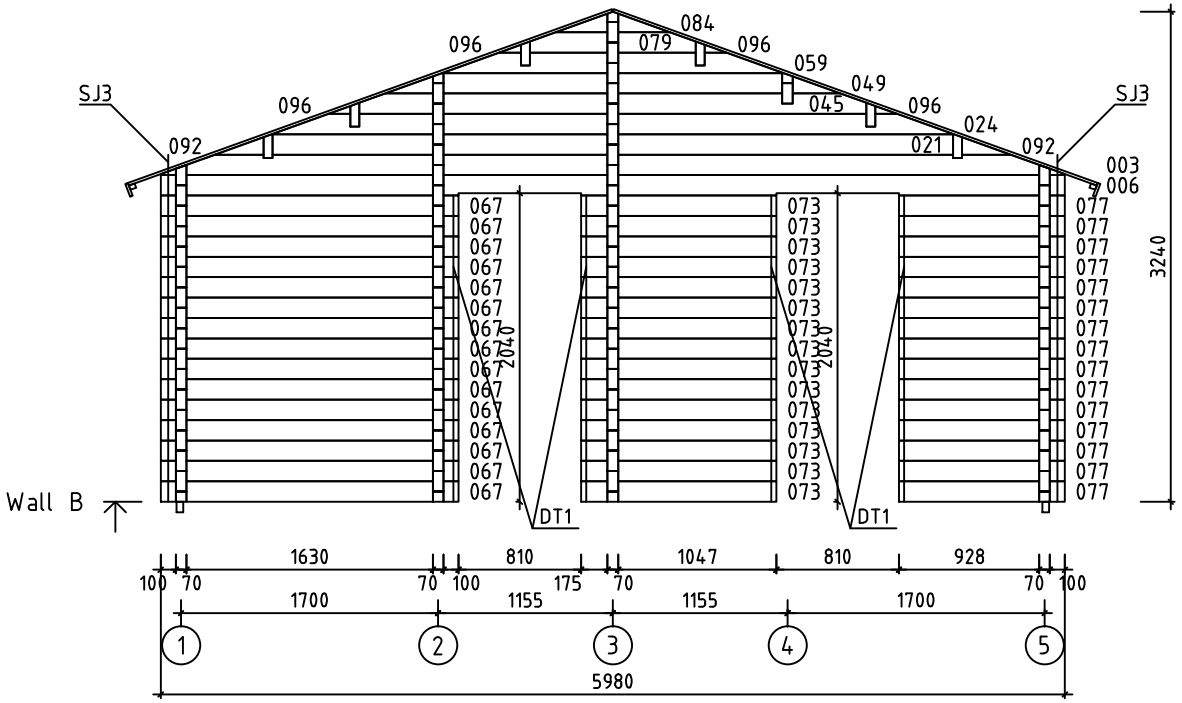

House	Indus 70 ISO	Sheet	8
Drawing	WALL B	Scale	1:50
Material	70x135	Date	19.12.2018
Drawer	RP	File	Indus 70 ISO.dwg

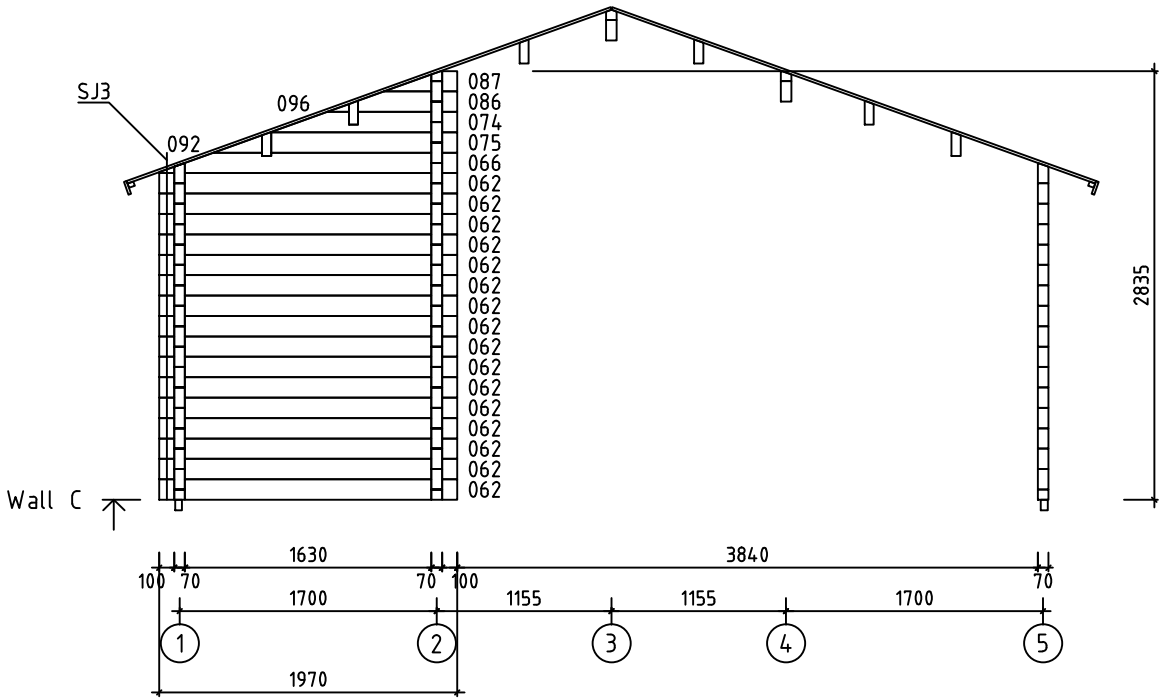

House	Indus 70 ISO	Sheet	9
Drawing	WALL C	Scale	1:50
Material	70x135	Date	19.12.2018
Drawer	RP	File	Indus 70 ISO.dwg

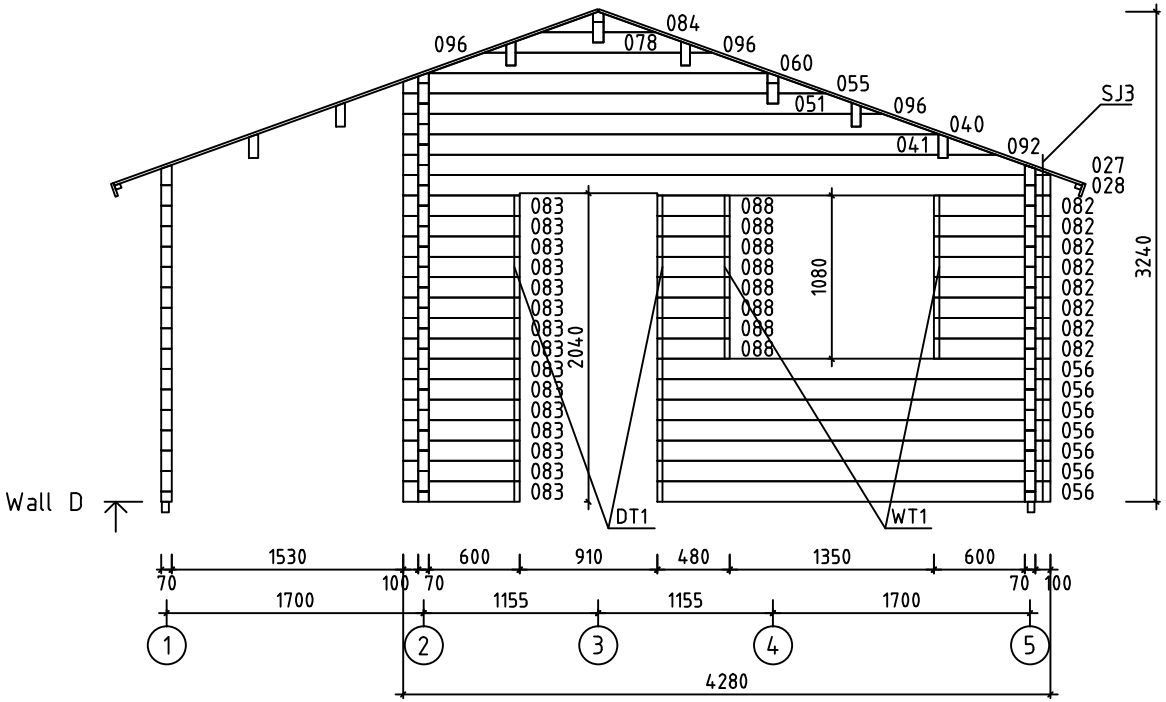

House	Indus 70 ISO	Sheet	10
Drawing	WALL D	Scale	1:50
Material	70x135	Date	19.12.2018
Drawer	RP	File	Indus 70 ISO.dwg

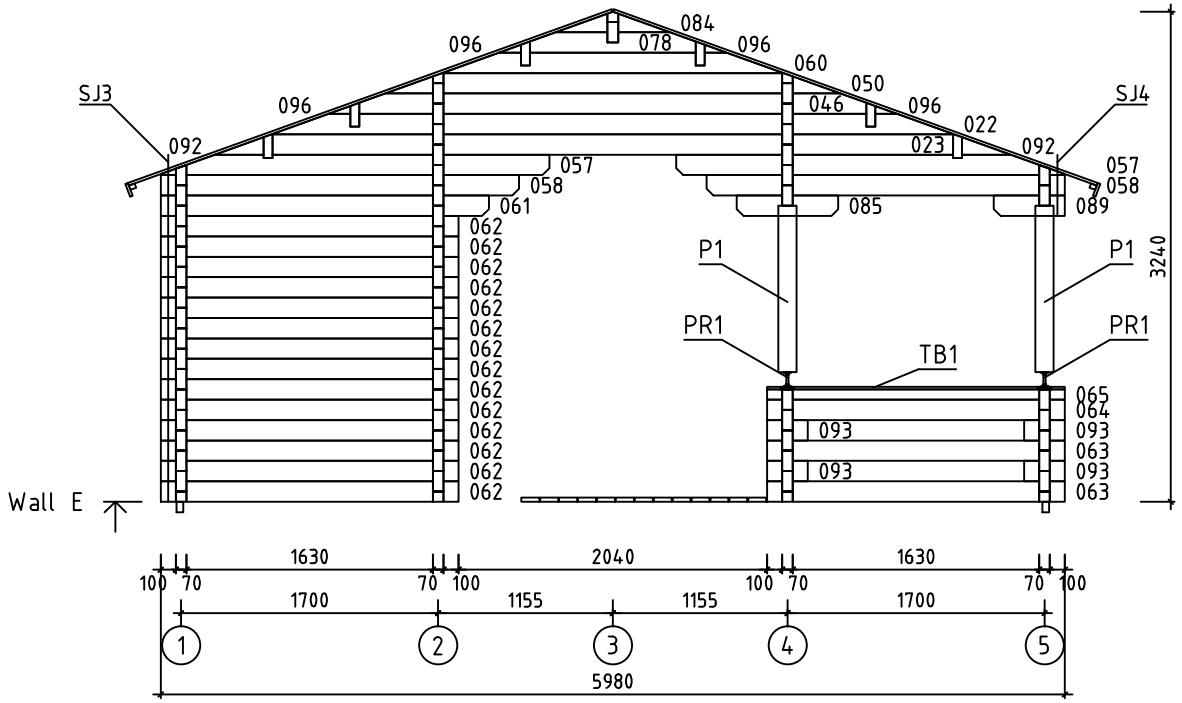

House	Indus 70 ISO	Sheet	11
Drawing	WALL E	Scale	1:50
Material	70x135	Date	19.12.2018
Drawer	RP	File	Indus 70 ISO.dwg

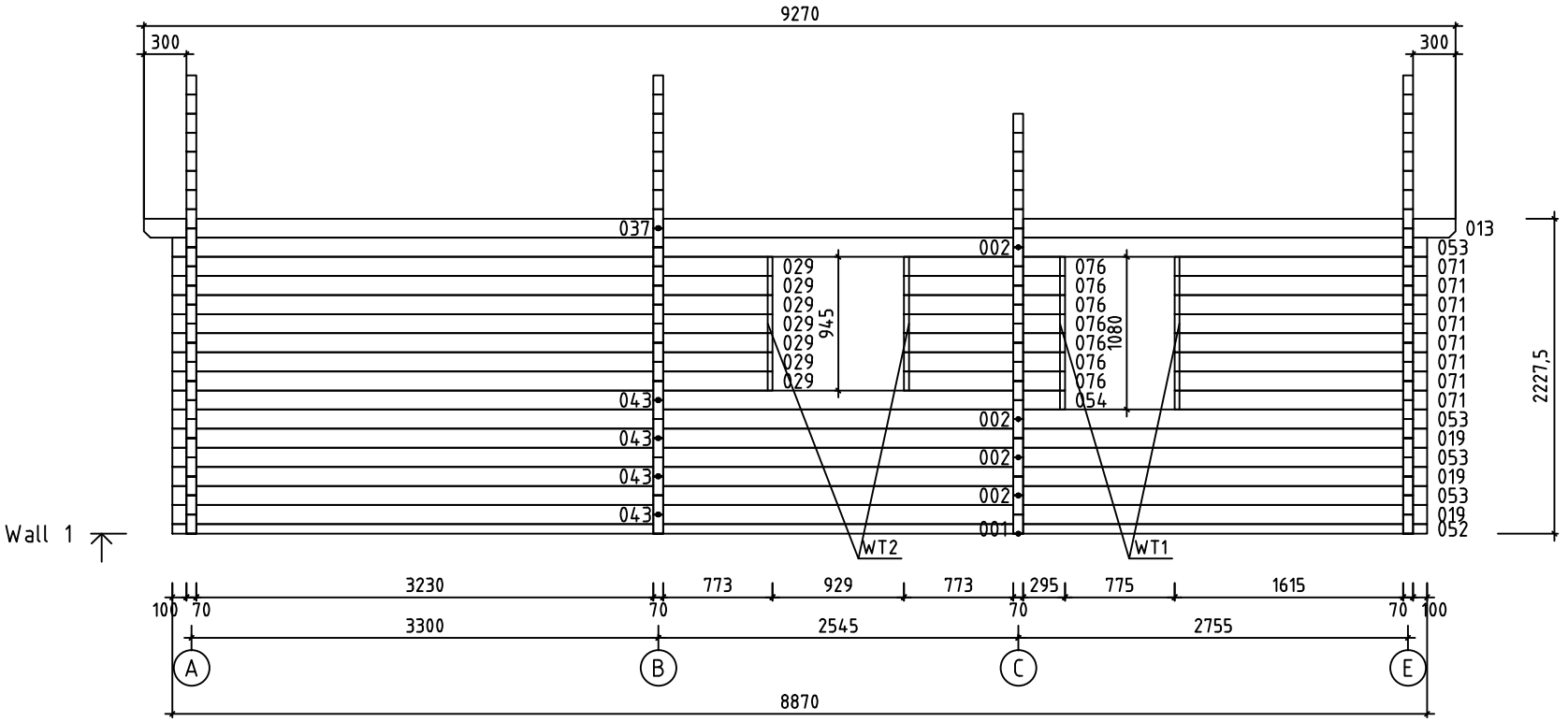

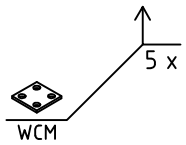

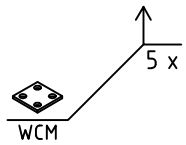

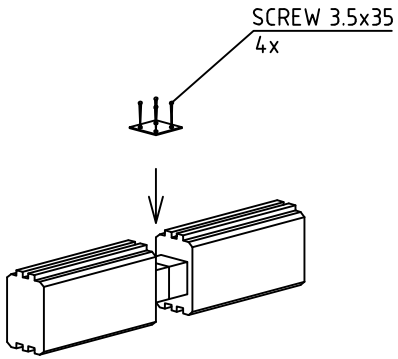

House	Indus 70 ISO	Sheet	12
Drawing	WALL 1	Scale	1:50
Material	70x135	Date	19.12.2018
Drawer	RP	File	Indus 70 ISO.dwg

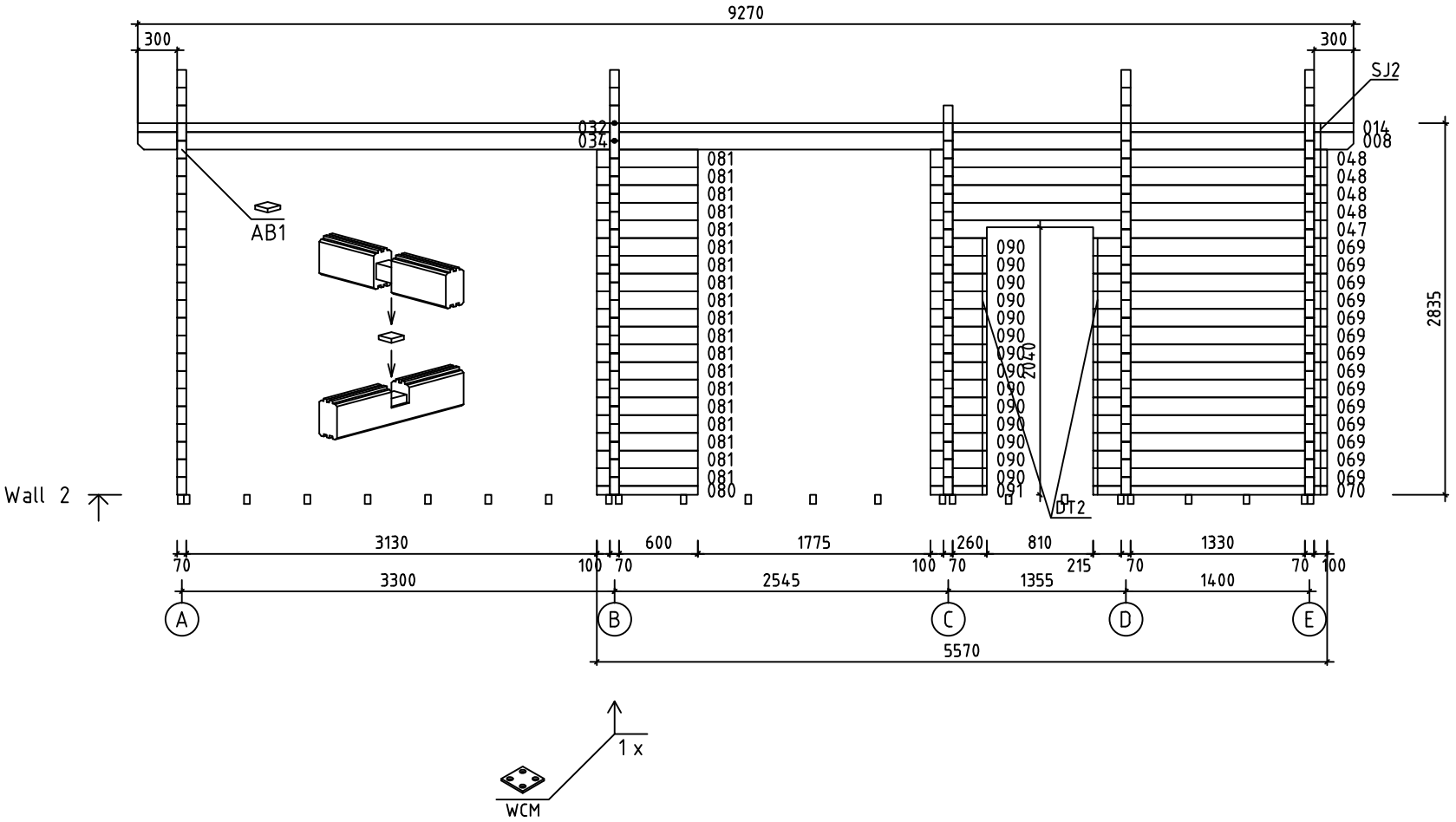

House	Indus 70 ISO	Sheet	13
Drawing	WALL 2	Scale	1:50
Material	70x135	Date	19.12.2018
Drawer	RP	File	Indus 70 ISO.dwg

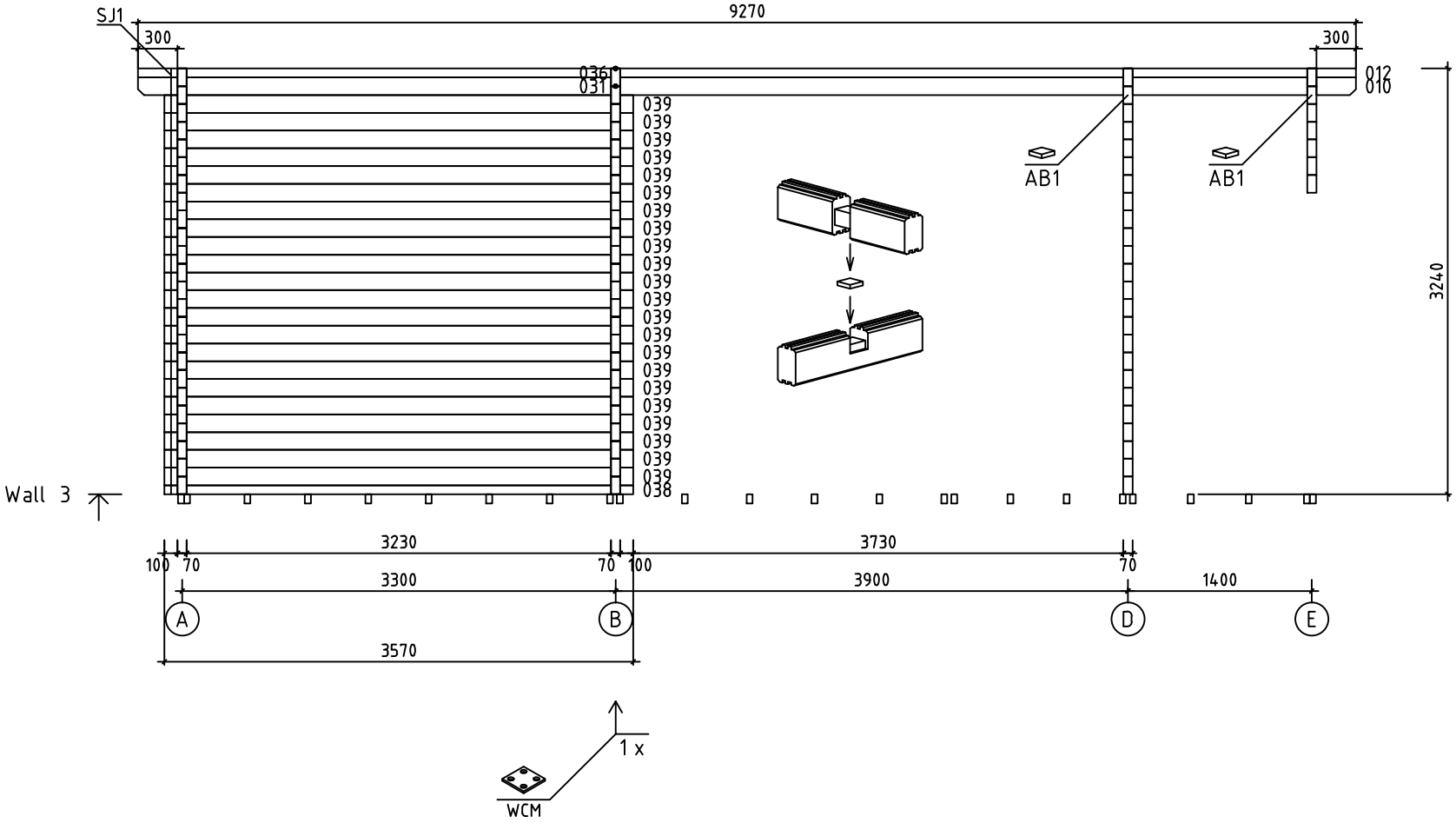

House	Indus 70 ISO	Sheet	14
Drawing	WALL 3	Scale	1:50
Material	70x135	Date	19.12.2018
Drawer	RP	File	Indus 70 ISO.dwg

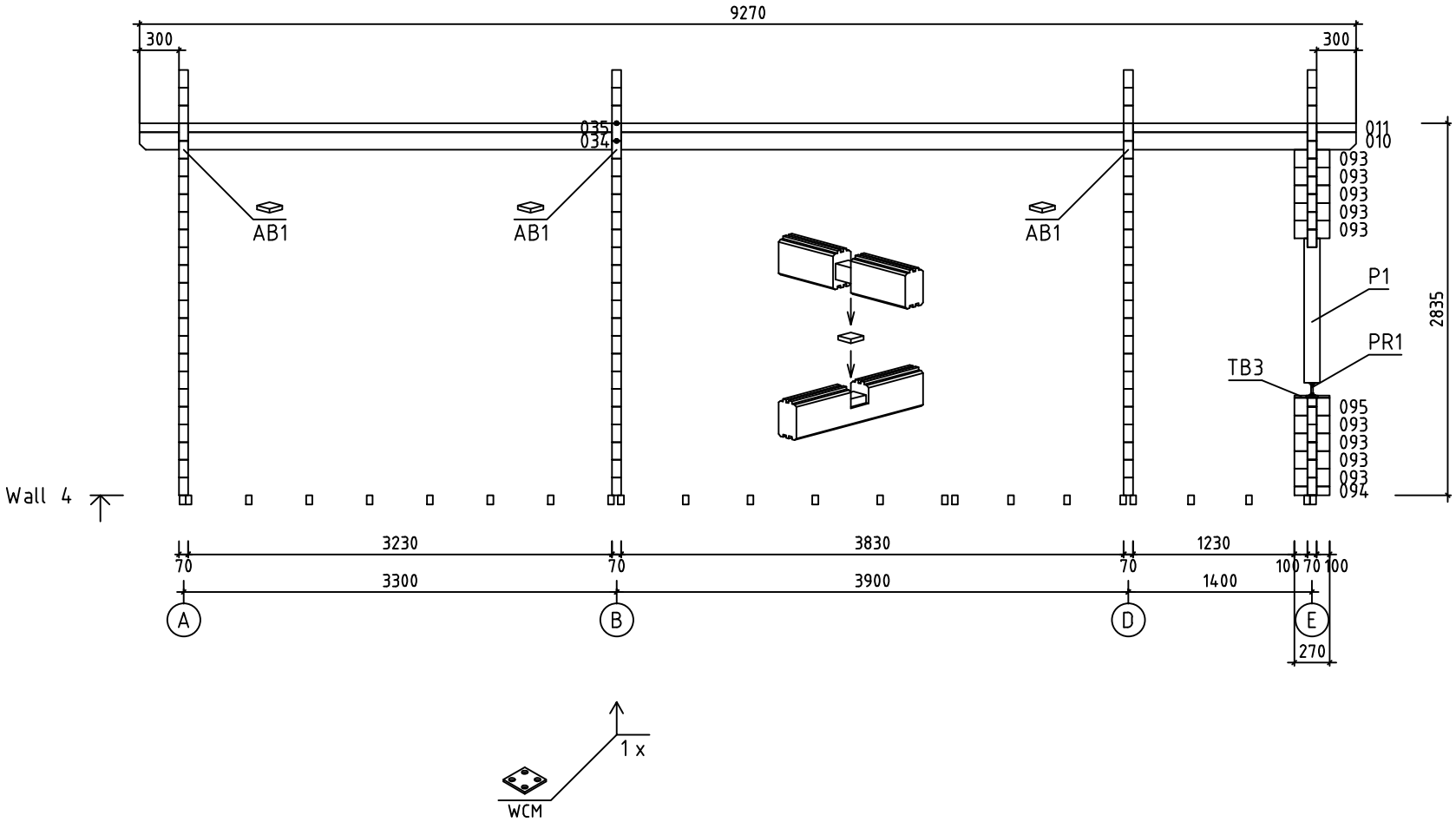

House	Indus 70 ISO	Sheet	15
Drawing	WALL 4	Scale	1:50
Material	70x135	Date	19.12.2018
Drawer	RP	File	Indus 70 ISO.dwg

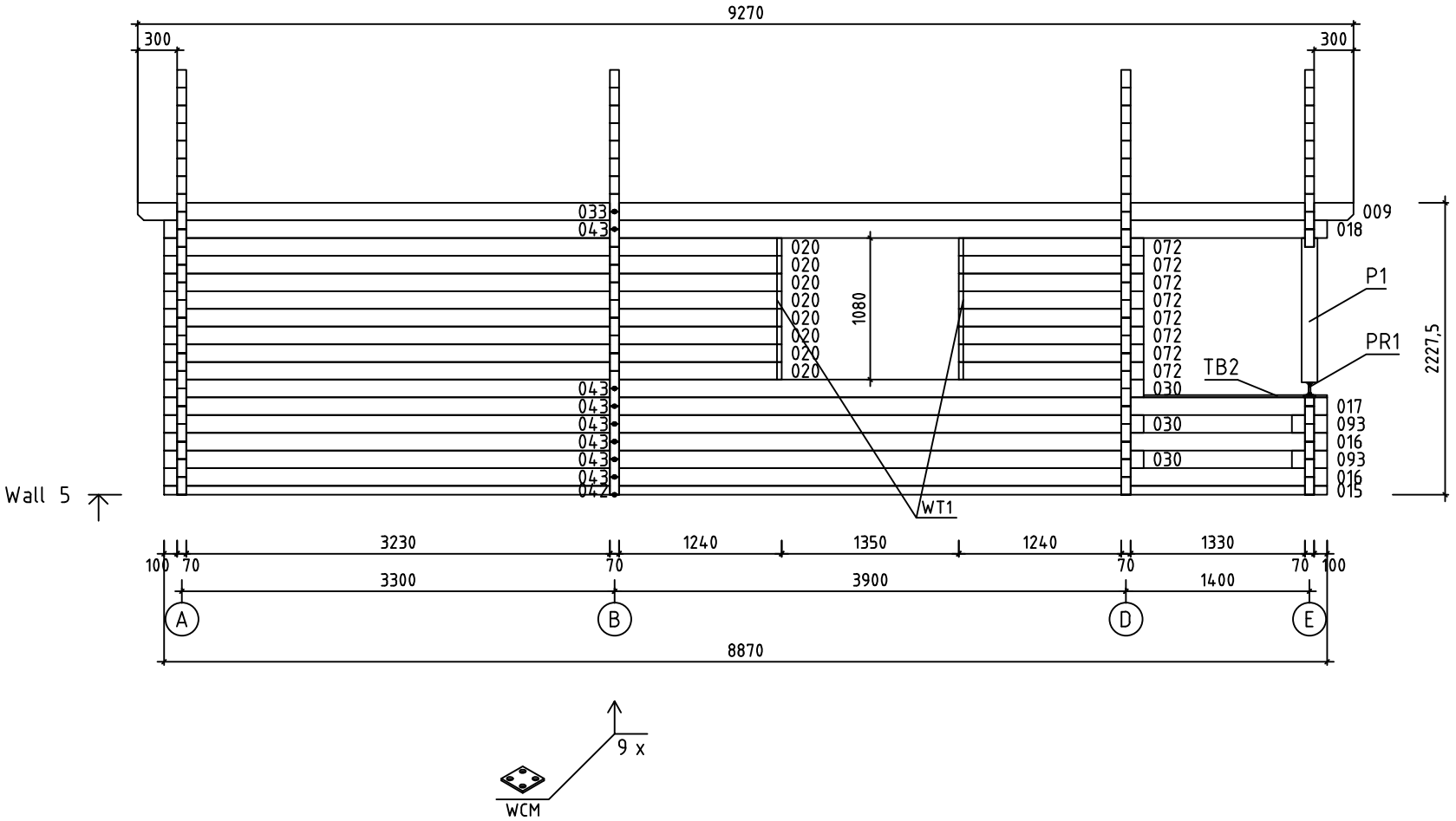

House	Indus 70 ISO	Sheet	16
Drawing	WALL 5	Scale	1:50
Material	70x135	Date	19.12.2018
Drawer	RP	File	Indus 70 ISO.dwg

Pos	Specification-Bestimmung-Spécification	PCS	Profile (mm)	L (mm)
001		1	70x68	5980
002		4	70x135	5980
005	SPARE BEAM-ERZATZBOHLE-MADRIER DE RÉSERVE 	1	70x135	5980
006	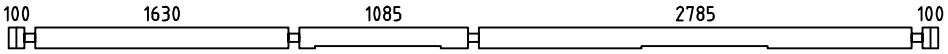	1	70x135	5980
007	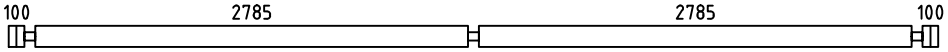	9	70x135	5980
008		1	70x135	5635
009		1	70x135	5635
010		2	70x135	5635
011	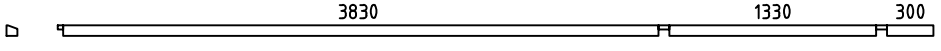	1	70x68	5635
012		1	70x68	5635
013	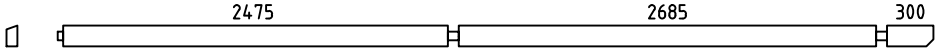	1	70x135	5635
014	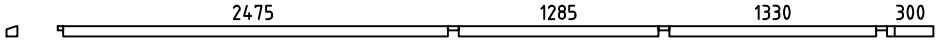	1	70x68	5635
015		1	70x68	5435
016	 PM	2	70x135	5435
017	 PM	1	70x135	5435
018		1	70x135	5435
019	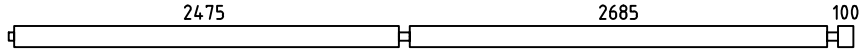	3	70x135	5435
020		8	70x135	4710
028	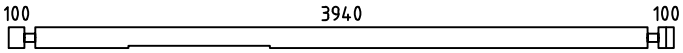	1	70x135	4280
029		7	70x135	4243
030	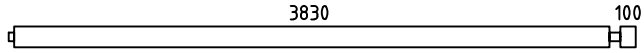	3	70x135	4035
031	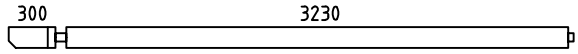	1	70x135	3635
032	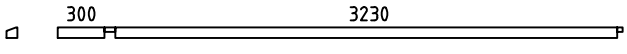	1	70x68	3635
033		1	70x135	3635
034	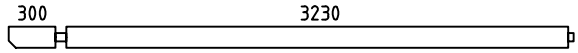	2	70x135	3635

House Indus 70 ISO	Material	File Indus 70 ISO.dwg	Sheet 17

Pos	Specification-Bestimmung-Spécification		PCS	Profile (mm)	L (mm)
035			1	70x68	3635
036			1	70x68	3635
037			1	70x135	3635
038	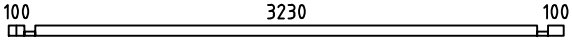		1	70x68	3570
039	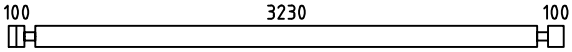		22	70x135	3570
042	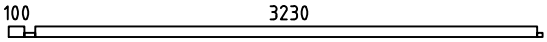		1	70x68	3435
043	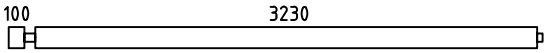		11	70x135	3435
047	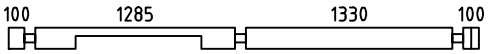		1	70x135	3025
048	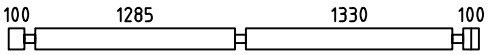		4	70x135	3025
052			1	70x68	2890
053			4	70x135	2890
054	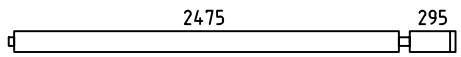		1	70x135	2875
056	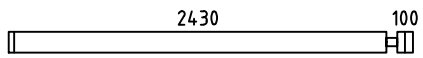		7	70x135	2600
058	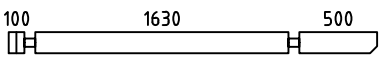		2	70x135	2370
061			1	70x135	2170
062	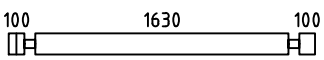		30	70x135	1970
063	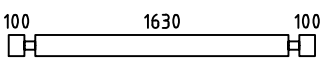	PM	2	70x135	1970
064			1	70x135	1970
065	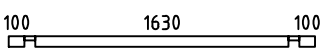		1	70x68	1970
067			15	70x135	1970
068	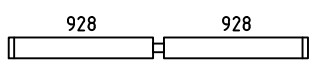		7	70x135	1926
069			14	70x135	1785
070	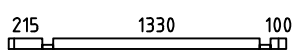		1	70x68	1785
071			8	70x135	1785
072			8	70x135	1410

House Indus 70 ISO	Material	File Indus 70 ISO.dwg	Sheet 18

Pos	Specification-Bestimmung-Spécification	PCS	Profile (mm)	L (mm)
073		15	70x135	1292
076	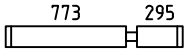	7	70x135	1138
077		29	70x135	1098
080	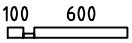	1	70x68	770
081		19	70x135	770
082		8	70x135	770
083		15	70x135	770
085	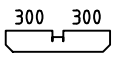	1	70x135	670
088		8	70x135	480
089		1	70x135	470
090		14	70x135	430
091		1	70x68	430
093		15	70x135	270
094		1	70x68	270
095	 PM	1	70x135	270
HB	HIT BLOCK-SCHLAGHÖLZER-MADRIERS D´ASSEMBLAGE 	4	70x135	300
WA-1	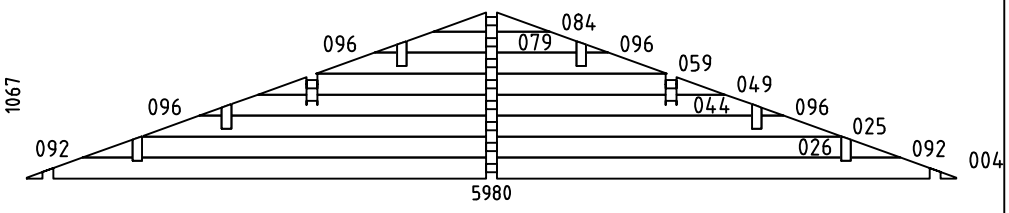	1	70x1067	5980
WB-1	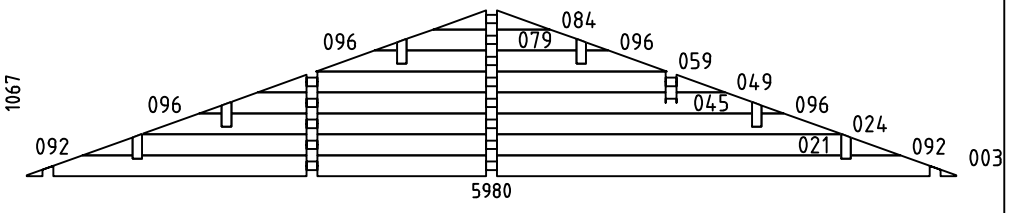	1	70x1067	5980
WC-1	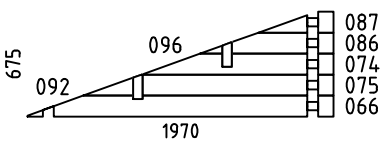	1	70x675	1970

House Indus 70 ISO	Material	File Indus 70 ISO.dwg	Sheet 19

Pos	Specification-Bestimmung-Spécification	PCS	Profile (mm)	L (mm)
WD-1	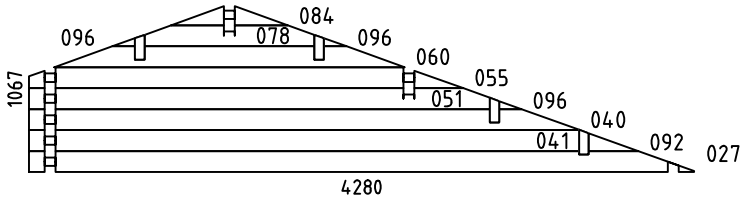	1	70x1067	4280
WE-1	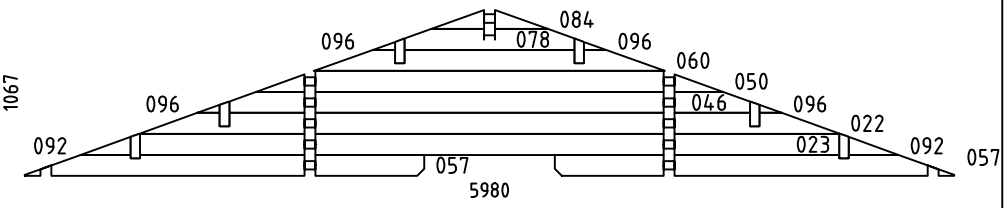	1	70x1067	5980
FBI1	FLOORBEAMS-FUSSBODENBALKEN-POUTRES DE FONDATION IMPRÉGNÉS IMM	24	45x70	5680
FBI3	FLOORBEAMS-FUSSBODENBALKEN-POUTRES DE FONDATION IMPRÉGNÉS IMM	2	45x70	5335
FBI2	FLOORBEAMS-FUSSBODENBALKEN-POUTRES DE FONDATION IMPRÉGNÉS IMM	2	45x70	3325
FBI4	FLOORBEAMS-FUSSBODENBALKEN-POUTRES DE FONDATION IMPRÉGNÉS IMM	3	45x70	383
P1	POST-PFOSTEN-POTEAU 	2	120x120	1100
TB1	TERRACE BORDER BOARDS-TERRASSENBEGRENZUNGSBRETTER-FRONTIÉRES TERRASSE 	1	90x18	1970
TB2	TERRACE BORDER BOARDS-TERRASSENBEGRENZUNGSBRETTER-FRONTIÉRES TERRASSE 	1	90x18	1400
TB3	TERRACE BORDER BOARDS-TERRASSENBEGRENZUNGSBRETTER-FRONTIÉRES TERRASSE 	1	90x18	270
RB2	ROOFBEAMS-DACHBALKEN-SOLIVES DE PLAFOND 	3	68x190	5635
RB5	ROOFBEAMS-DACHBALKEN-SOLIVES DE PLAFOND 	2	68x190	5635
RB4	ROOFBEAMS-DACHBALKEN-SOLIVES DE PLAFOND 	1	68x190	5635
RB3	ROOFBEAMS-DACHBALKEN-SOLIVES DE PLAFOND 	3	68x190	3635
RB1	ROOFBEAMS-DACHBALKEN-SOLIVES DE PLAFOND 	3	68x190	3635
F1	FLOORBOARD-FUSSBODENBRETT-PLANCHER  or-oder-ou	35+1 46+1	28x114 28x88	3825
F2	FLOORBOARD-FUSSBODENBRETT-PLANCHER  or-oder-ou	50+1 65+1	28x114 28x88	3225
F3	FLOORBOARD-FUSSBODENBRETT-PLANCHER  or-oder-ou	15+1 20+1	28x114 28x88	2680
F4	FLOORBOARD-FUSSBODENBRETT-PLANCHER  or-oder-ou	15+1 20+1	28x114 28x88	2470
R1	ROOFBOARD-DACHBRETT-VOLIGES  or-oder-ou	164+2 212+2	18x114 18x88	3400
T1	TERRACE BOARD-TERRASSENBRETT-PLANCHES DE TERRASSE  IMM	18+1	28x120	1400

House Indus 70 ISO	Material	File Indus 70 ISO.dwg	Sheet 20

Pos	Specification-Bestimmung-Spécification	PCS	Profile (mm)	L (mm)
T2	TERRACE BOARD-TERRASSENBRETT-PLANCHES DE TERRASSE IMM	14+1	28x120	1325
FF1	FLOOR FILLET-FUSSBODENLEISTE-BAGUETTE DE FINITION DE PLANCHER		18x35	52m
GB1	GABLE BOARD-GIEBELBLENDE-PLANCHE DE RIVE 3450 3405	4	18x120	3450
GS1	ROOF FELT FILLET-GIEBELLEISTE-BAGUETTES POUR FIXER LES PLANCHES DE RIVE	4	18x70	3450
EB1	EAVE BOARD-TRAUFBRETT-LATTES SOUS VOLIGES	4	18x90	4635
ES1	EAVE SLAT-TRAUFENLEISTE-BAGUETTES POUR FIXER LES LATTES SOUS VOLIGES	4	30x40	4635
DB1	DIAMOND-RAUTE-ELÉMENTS DE DÉCORATION	2	18x90	200
DT1	DOOR ASSEMBLING PROFILE-TÜR INSTALLIERUNGSPROFIL -TASSEAU DE FIXATION POUR PORTES	6	18x25	1990
DT2	DOOR ASSEMBLING PROFILE-TÜR INSTALLIERUNGSPROFIL -TASSEAU DE FIXATION POUR PORTES	2	18x25	1930
WT1	WINDOW ASSEMBLING PROFILE-FENSTER INSTALLIERUNGSPROFIL -TASSEAU DE FIXATION POUR FENÉTRE	6	18x25	1050
WT2	WINDOW ASSEMBLING PROFILE-FENSTER INSTALLIERUNGSPROFIL -TASSEAU DE FIXATION POUR FENÉTRE	6	18x25	920
AB1	ASSEMBLING BOARD-MONTAGE BOARD-MUR D´ASSEMBLAGE	6	15x52	58
SJ1	SCREW JOINT-GEWINDESTANGE -TIGES FILETÉS	1	M10	3270
SJ2	SCREW JOINT-GEWINDESTANGE -TIGES FILETÉS	1	M10	2860
SJ3	SCREW JOINT-GEWINDESTANGE -TIGES FILETÉS	7	M10	2210
SJ4	SCREW JOINT-GEWINDESTANGE -TIGES FILETÉS	1	M10	320
RCM	ROOFBEAMS CONNECTING METAL-DACHBALKEN BEFESTIGUNGSMETALLE -CONNECTEUR MÉTALLIQUE POUR SOLIVES DE PLAFOND	6	⌀6.0	200
WCM	WALLBEAMS CONNECTING METAL-WANDBOHLEN BEFESTIGUNG -METALLE-PATTE D´ASSEMBLAGE	22	50	50
PR1	POST REGULATOR-PFOSTEN REGLER- PIED MÉTALLIQUE RÉGLABLE POUR POTEAU	2		
	NAIL-NAGEL-CLOUS FOR-FÜR-POUR FF1	120	⌀2.0	40
	NAIL-NAGEL-CLOUS FOR-FÜR-POUR COATING FOR ROOF-BESCHICHTUNG FÜR DACH-REVÉTEMENT DE TOIT	930	⌀2.5	20
	NAIL-NAGEL-CLOUS FOR-FÜR-POUR F1, F2, F3, F4, R1, T1, T2	2800	⌀2.5	60
	SCREWS-SCHRAUBEN-VIS FOR-FÜR-POUR WCM	88	⌀3.5	35
	SCREWS-SCHRAUBEN-VIS FOR-FÜR-POUR TB1, TB2, TB3 GB1, GS1, EB1, ES1, DB1, P1, PR1	160	⌀4.5	50
	SCREWS-SCHRAUBEN-VIS FOR-FÜR-POUR 001, 011, 012, 014, 015, 032, 035, 036, 038, 042, 052, 065, 070, 080, 091, 094, FBI1, FBI2, FBI3, FBI4	140	⌀4.5	90

House Indus 70 ISO	Material	File Indus 70 ISO.dwg	Sheet 21

Pos	Specification-Bestimmung-Spécification	PCS	Profile (mm)	L (mm)
	SCREWS-SCHRAUBEN-VIS RB1, RB2, RB3, RB4, RB5 FOR-FÜR-POUR WA-1, WB-1, WC-1, WD-1, WE-1 	100	⌀6.0	160
	COATING FOR ROOF-BESCHICHTUNG FÜR DACH-REVÉTEMENT DE TOIT 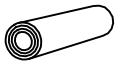	8,0	R = 10m	
	DOOR-TÜR-PORTE (left-links-gauche) ORT__1H V 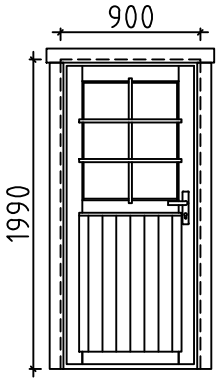 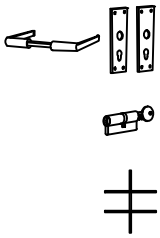	1 1 1 1	900	1990
	DOOR-TÜR-PORTE (2x right-rechts-droit; 1x left-links-gauche) AST P+V 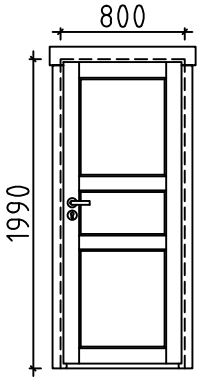 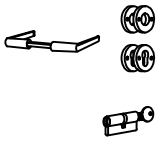	2+1 3 3	800	1990
	DDOUBLE WINDOW-DOPPEL FENSTER-DOUBLE FENÉTRE P (right-rechts-droit) ORT__1H 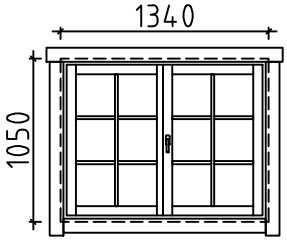 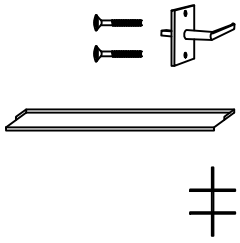	2 2 2 4	1340	1050
	WINDOW-FENSTER-FENÉTRE (right-rechts-droit) ORT__1H P 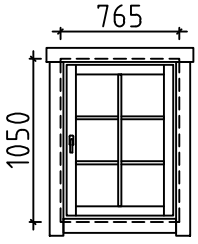 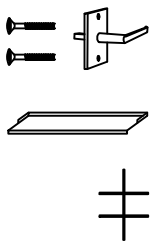	1 1 1 1	765	1050

House Indus 70 ISO	Material	File Indus 70 ISO.dwg	Sheet 22

Pos	Specification-Bestimmung-Spécification	PCS	Profile (mm)	L (mm)
	WINDOW-FENSTER-FENÉTRE (right-rechts-droit) ORT_1H P	3	920	920
	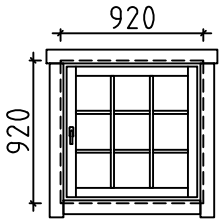	3		
	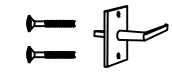	3		
		3		
		3		

House Indus 70 ISO	Material	File Indus 70 ISO.dwg	Sheet 23

#001	1	5980	1
#002	1	5980	4
#003	B	5980	1
#004	A	5980	1
#005		5980	1
#006	B	5980	1
#007	A	5980	9
#008	2	5635	1
#009	5	5635	1
#010	3,4	5635	2
#011	4	5635	1
#012	3	5635	1
#013	1	5635	1
#014	2	5635	1
#015	5	5435	1
#016	5	5435	2
#017	5	5435	1
#018	5	5435	1
#019	1	5435	3
#020	5	4710	8
#021	B	4500	1
#022	E	4500	1
#023	E	4500	1
#024	B	4500	1
#025	A	4500	1
#026	A	4500	1
#027	D	4280	1
#028	D	4280	1
#029	1	4243	7
#030	5	4035	3
#031	3	3635	1
#032	2	3635	1
#033	5	3635	1
#034	2,4	3635	2
#035	4	3635	1
#036	3	3635	1
#037	1	3635	1
#038	3	3570	1
#039	3	3570	22
#040	D	3540	1
#041	D	3540	1
#042	5	3435	1
#043	1,5	3435	11
#044	A	3351	1
#045	B	3351	1
#046	E	3351	1
#047	2	3025	1
#048	2	3025	4
#049	A,B	3008	2
#050	E	3008	1
#051	D	2966	1
#052	1	2890	1
#053	1	2890	4
#054	1	2875	1
#055	D	2794	1
#056	D	2600	7
#057	E	2570	2
#058	E	2370	2
#059	A,B	2256	2
#060	D,E	2256	2
#061	E	2170	1
#062	C,E	1970	30
#063	E	1970	2
#064	E	1970	1
#065	E	1970	1
#066	C	1970	1
#067	B	1970	15
#068	A	1926	7
#069	2	1785	14
#070	2	1785	1
#071	1	1785	8
#072	5	1410	8
#073	B	1292	15
#074	C	1230	1
#075	C	1230	1
#076	1	1138	7
#077	A,B	1098	29
#078	D,E	1095	2
#079	A,B	1095	2
#080	2	770	1
#081	2	770	19
#082	D	770	8
#083	D	770	15
#084	A,B,D,E	752	4
#085	E	670	1
#086	C	656	1
#087	C	484	1
#088	D	480	8
#089	E	470	1
#090	2	430	14
#091	2	430	1
#092	A,B,C,D,E	322	8
#093	4,5,E	270	15
#094	4	270	1
#095	4	270	1
#096	A,B,C,D,E	145	16