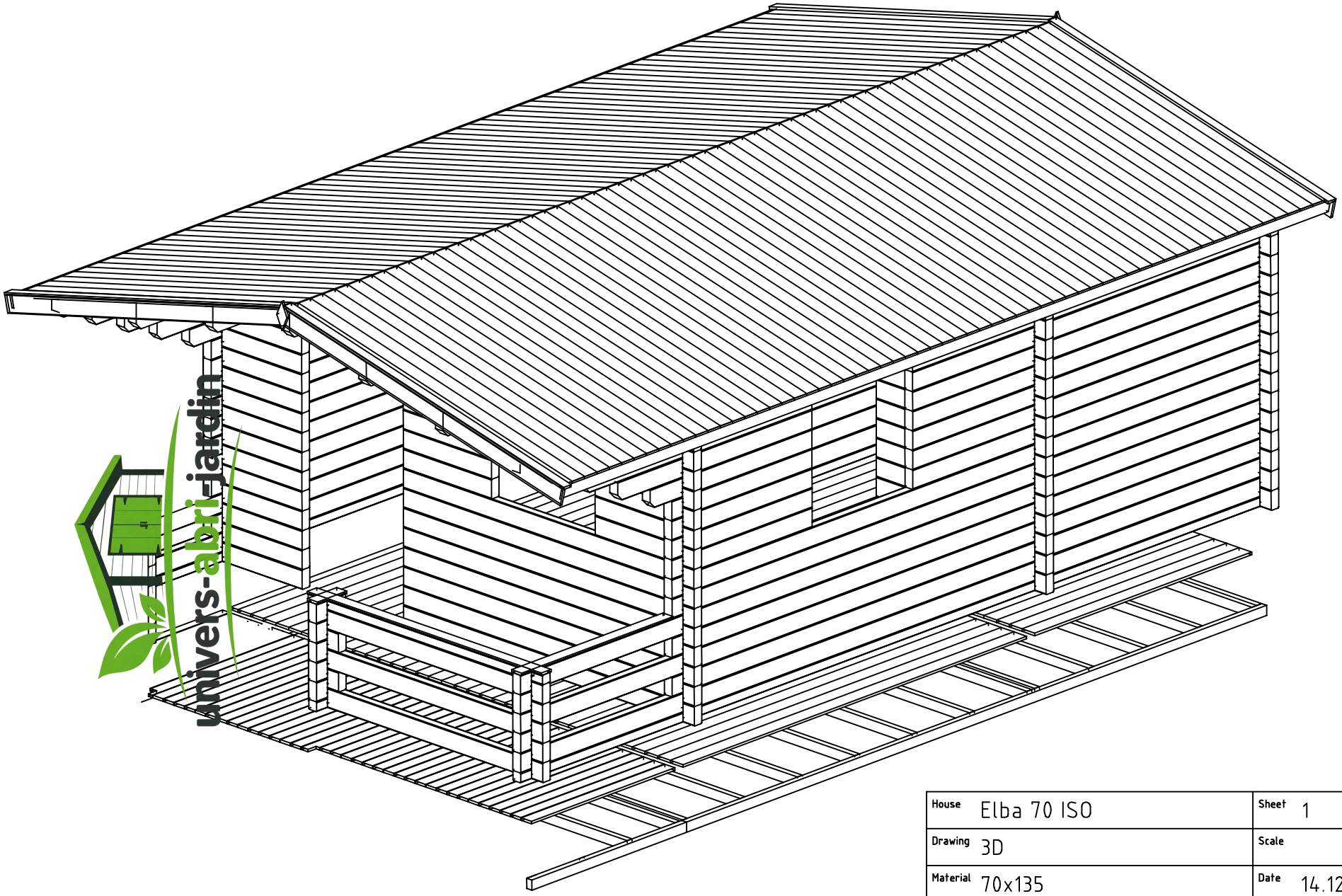

House	Elba 70 ISO	Sheet	1
Drawing	3D	Scale	
Material	70x135	Date	14.12.2018
Drawer	RP	File	Elba 70 ISO 3D.dwg

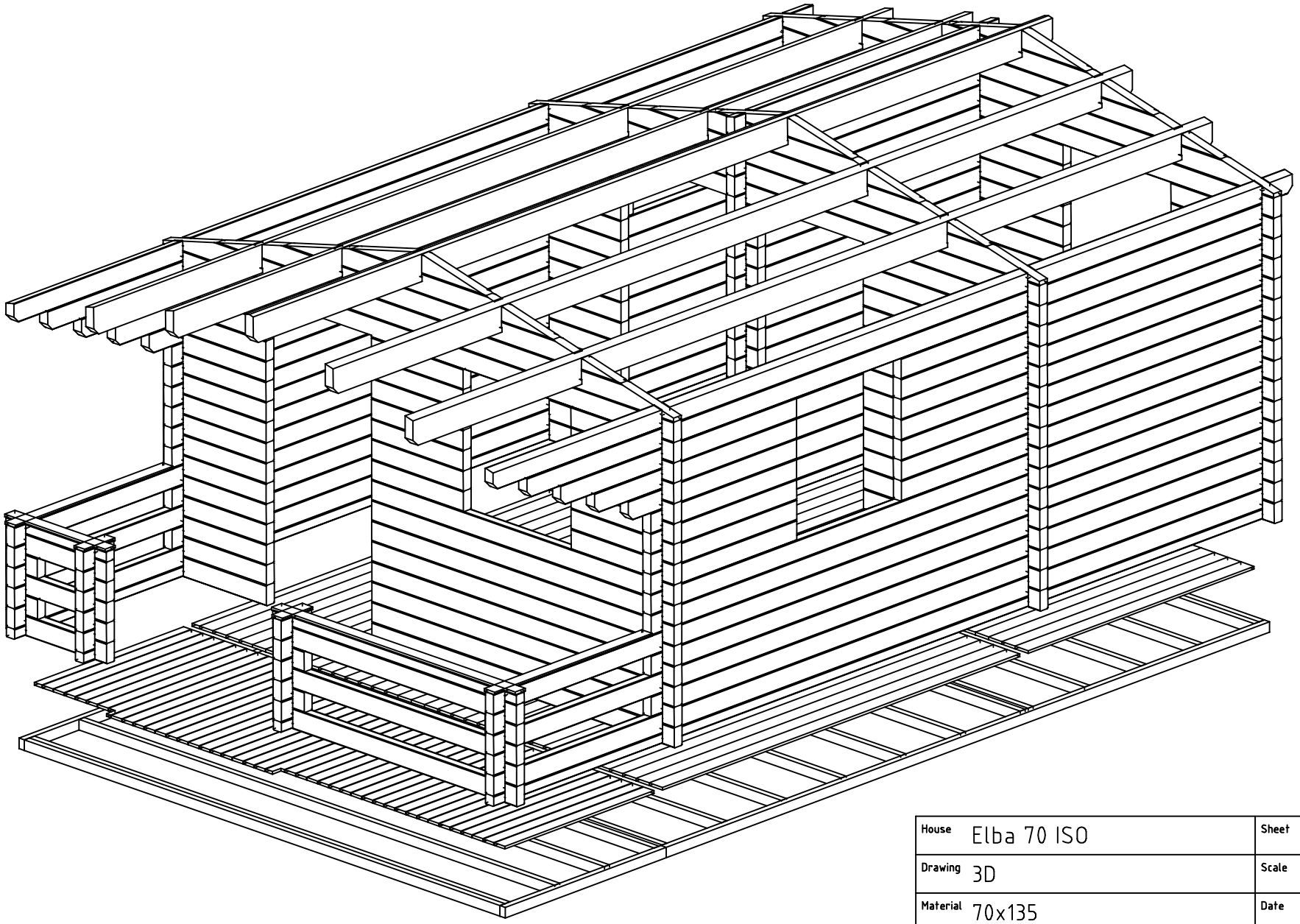

House	Elba 70 ISO	Sheet	2
Drawing	3D	Scale	
Material	70x135	Date	14.12.2018
Drawer	RP	File	Elba 70 ISO 3D.dwg

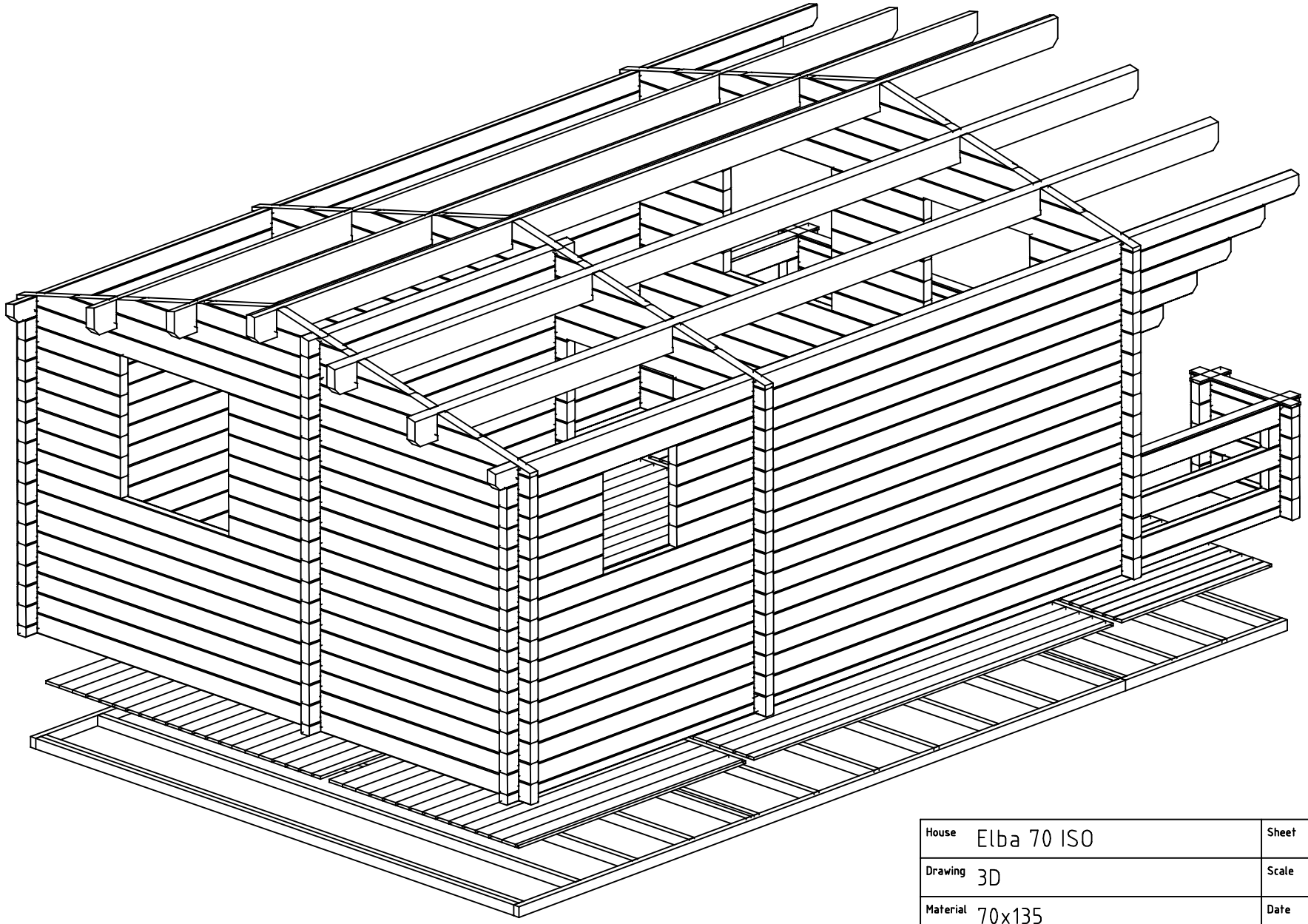

House	Elba 70 ISO	Sheet	3
Drawing	3D	Scale	
Material	70x135	Date	14.12.2018
Drawer	RP	File	Elba 70 ISO 3D.dwg

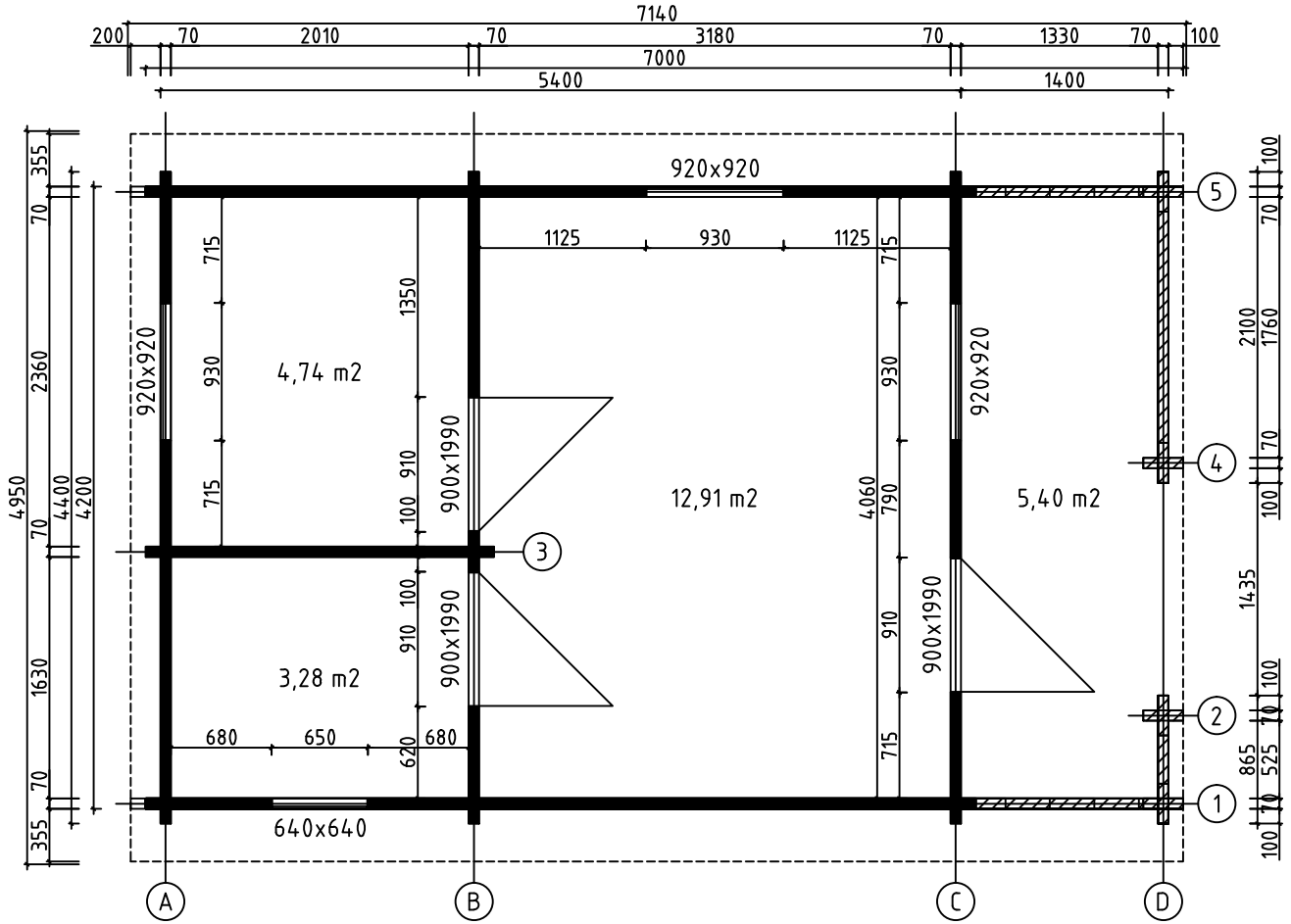

House	Elba 70 ISO	Sheet	4
Drawing	GROUNDPLAN	Scale	1:50
Material	70x135	Date	13.12.2018
Drawer	RP	File	Elba 70 ISO.dwg

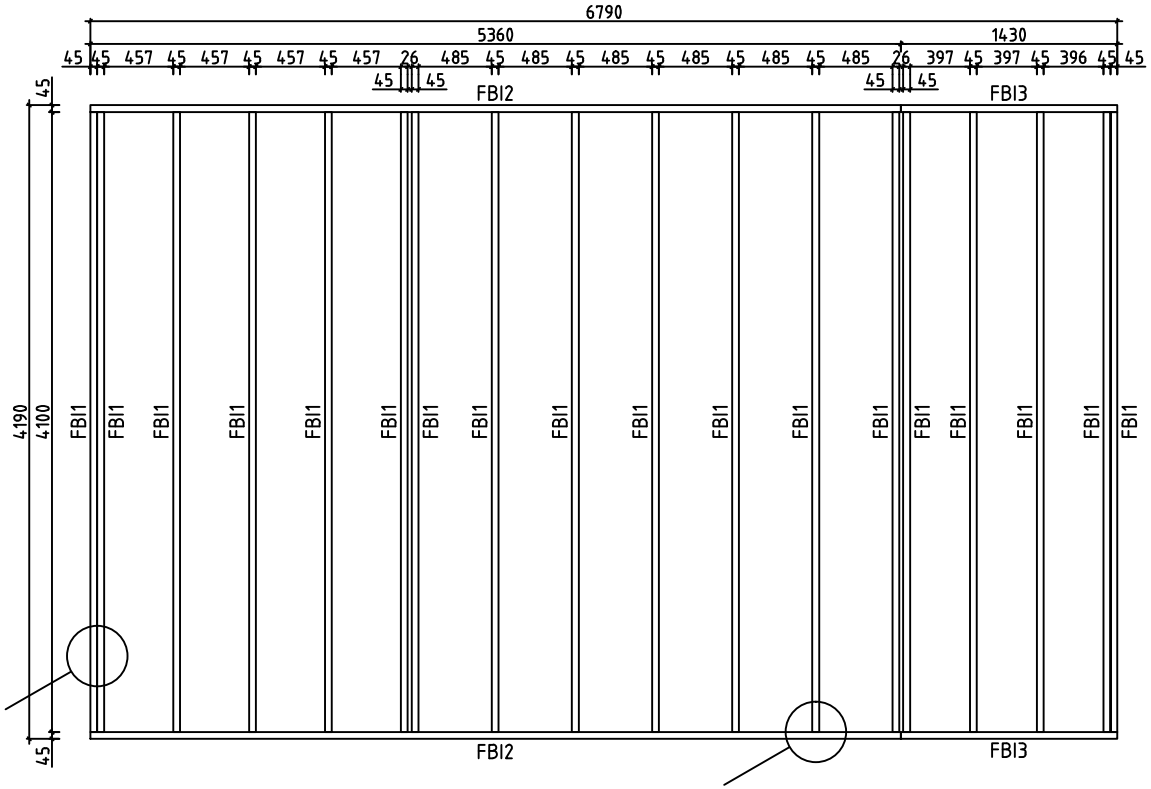

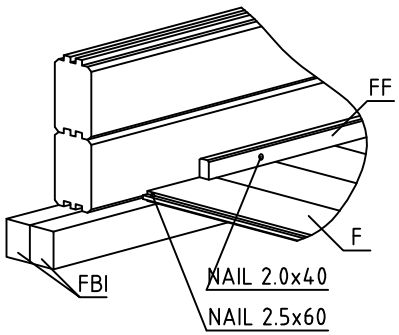

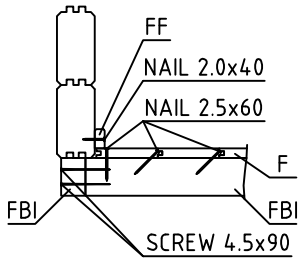

House	Elba 70 ISO	Sheet	5
Drawing	FLOORBEAMS	Scale	1:50
Material	45x70	Date	13.12.2018
Drawer	RP	File	Elba 70 ISO.dwg



House	Elba 70 ISO	Sheet	6
Drawing	FLOORBOARD	Scale	1:50
Material	18x114, 18x90	Date	13.12.2018
Drawer	RP	File	Elba 70 ISO.dwg

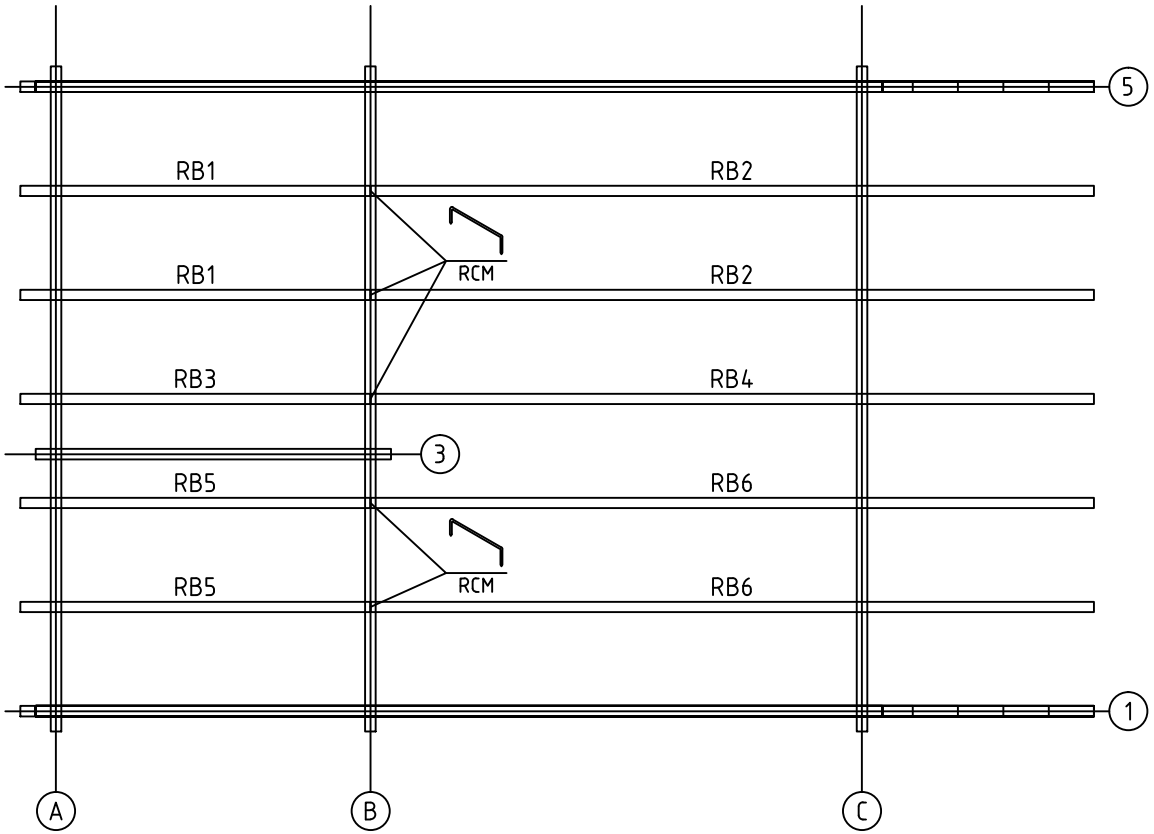

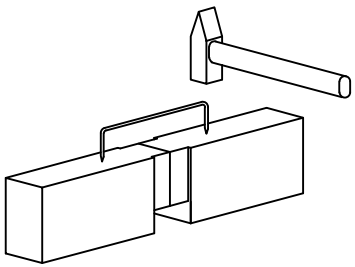

House	Elba 70 ISO	Sheet	7
Drawing	ROOFBEAMS	Scale	1:50
Material	68x190	Date	13.12.2018
Drawer	RP	File	Elba 70 ISO.dwg

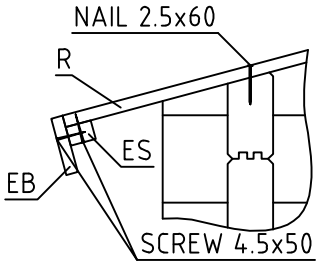

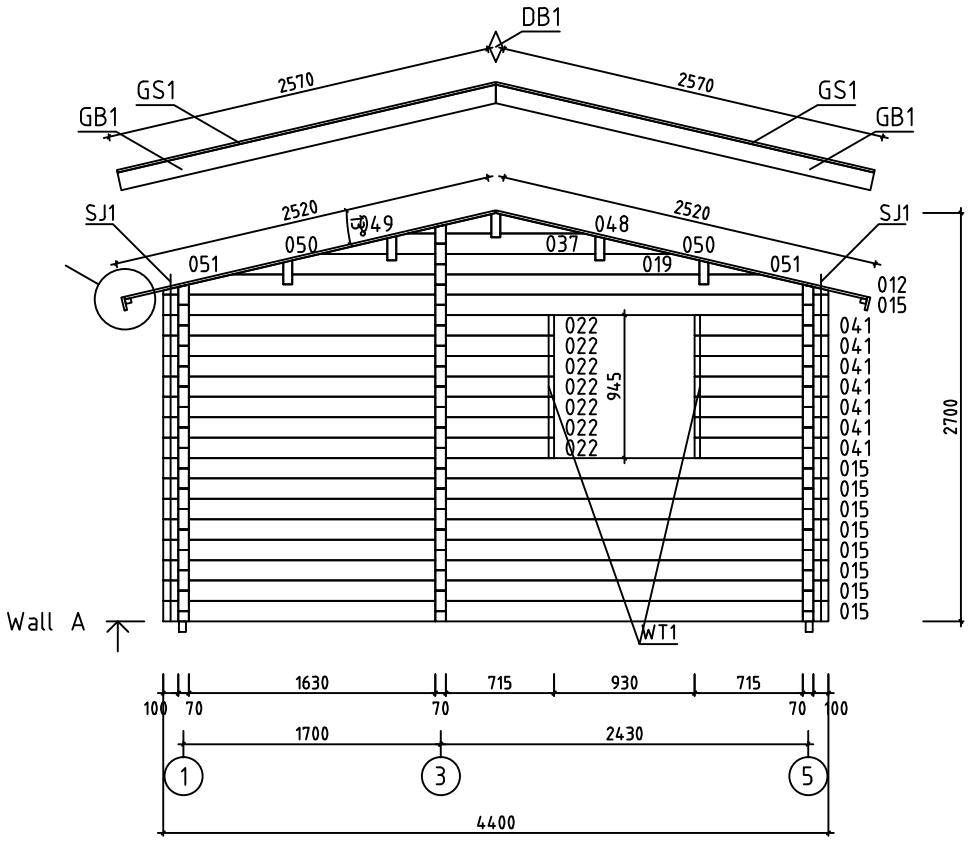

House	Elba 70 ISO	Sheet	8
Drawing	WALL A	Scale	1:50
Material	70x135	Date	13.12.2018
Drawer	RP	File	Elba 70 ISO.dwg

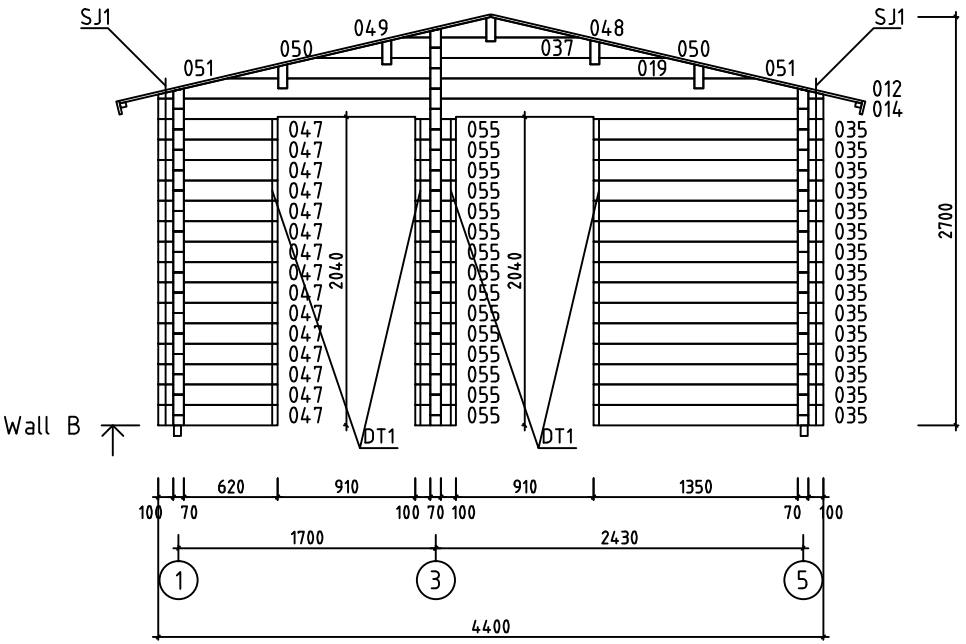

House	Elba 70 ISO	Sheet	9
Drawing	WALL B	Scale	1:50
Material	70x135	Date	13.12.2018
Drawer	RP	File	Elba 70 ISO.dwg

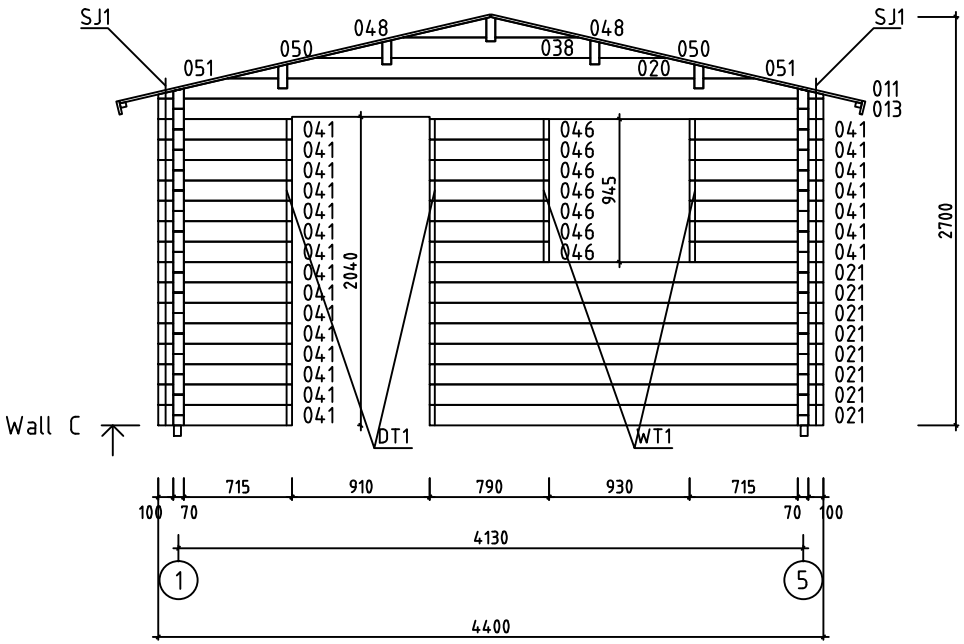

House	Elba 70 ISO	Sheet	10
Drawing	WALL C	Scale	1:50
Material	70x135	Date	13.12.2018
Drawer	RP	File	Elba 70 ISO.dwg

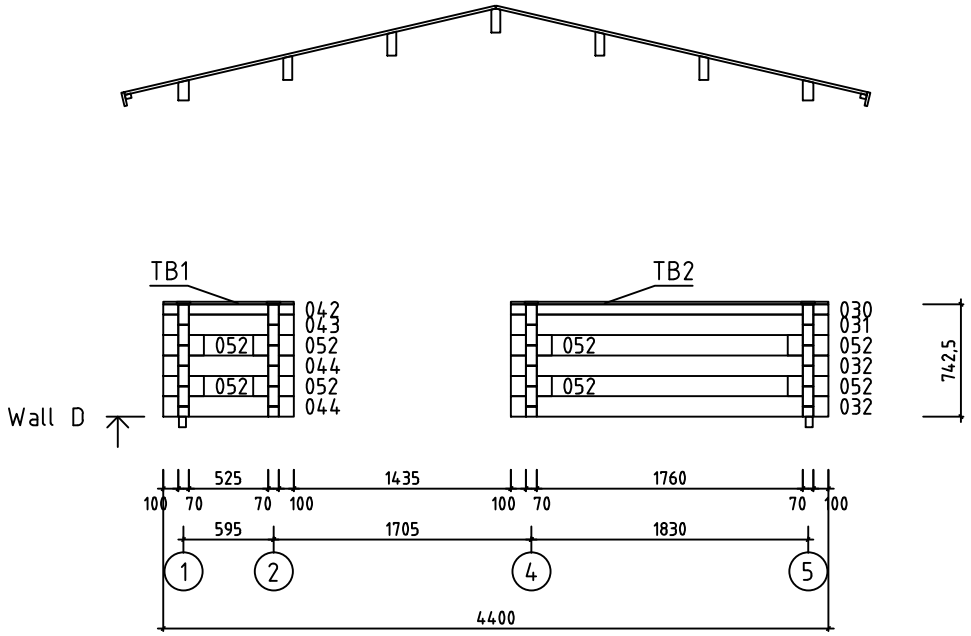

House	Elba 70 ISO	Sheet	11
Drawing	WALL D	Scale	1:50
Material	70x135	Date	13.12.2018
Drawer	RP	File	Elba 70 ISO.dwg

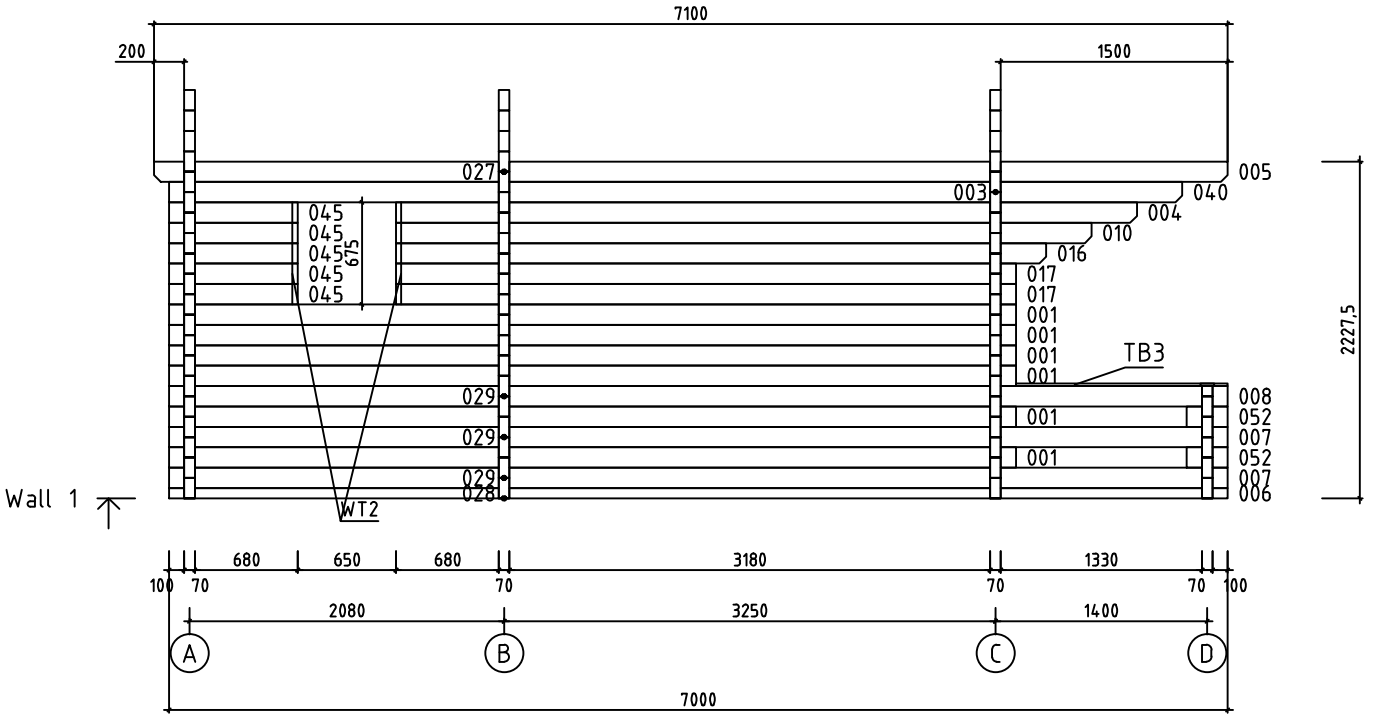

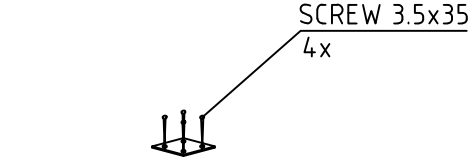

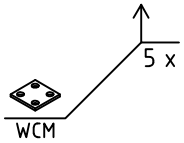

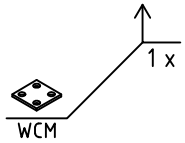

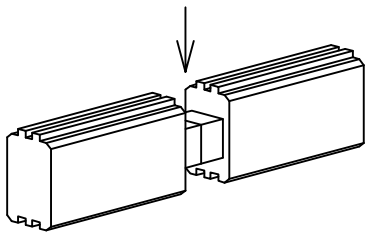

House	Elba 70 ISO	Sheet	12
Drawing	WALL 1	Scale	1:50
Material	70x135	Date	13.12.2018
Drawer	RP	File	Elba 70 ISO.dwg

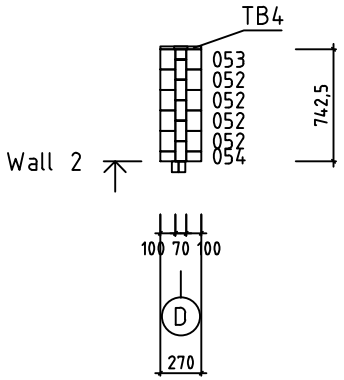

House	Elba 70 ISO	Sheet	13
Drawing	WALL 2	Scale	1:50
Material	70x135	Date	13.12.2018
Drawer	RP	File	Elba 70 ISO.dwg

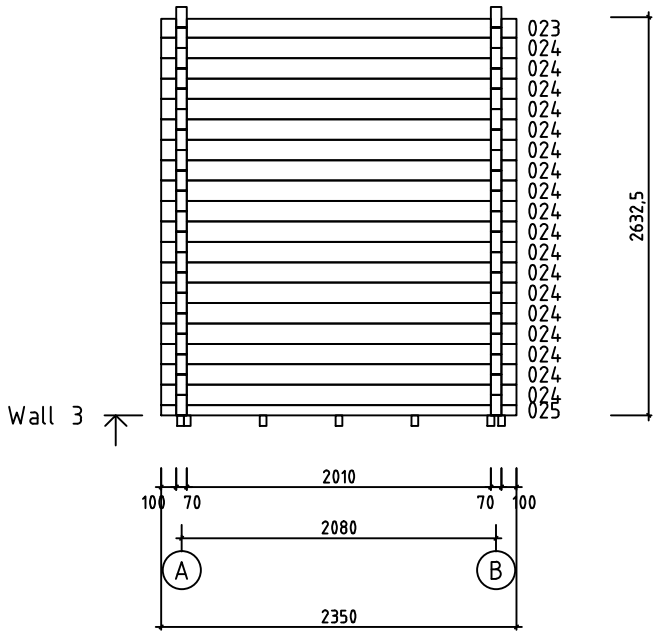

House	Elba 70 ISO	Sheet	14
Drawing	WALL 3	Scale	1:50
Material	70x135	Date	13.12.2018
Drawer	RP	File	Elba 70 ISO.dwg

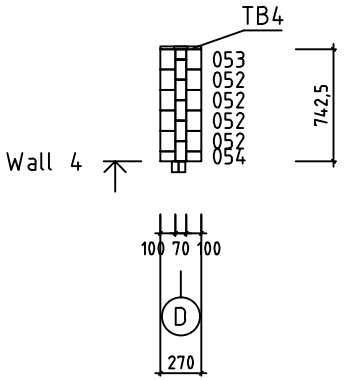

House	Elba 70 ISO	Sheet	15
Drawing	WALL 4	Scale	1:50
Material	70x135	Date	13.12.2018
Drawer	RP	File	Elba 70 ISO.dwg

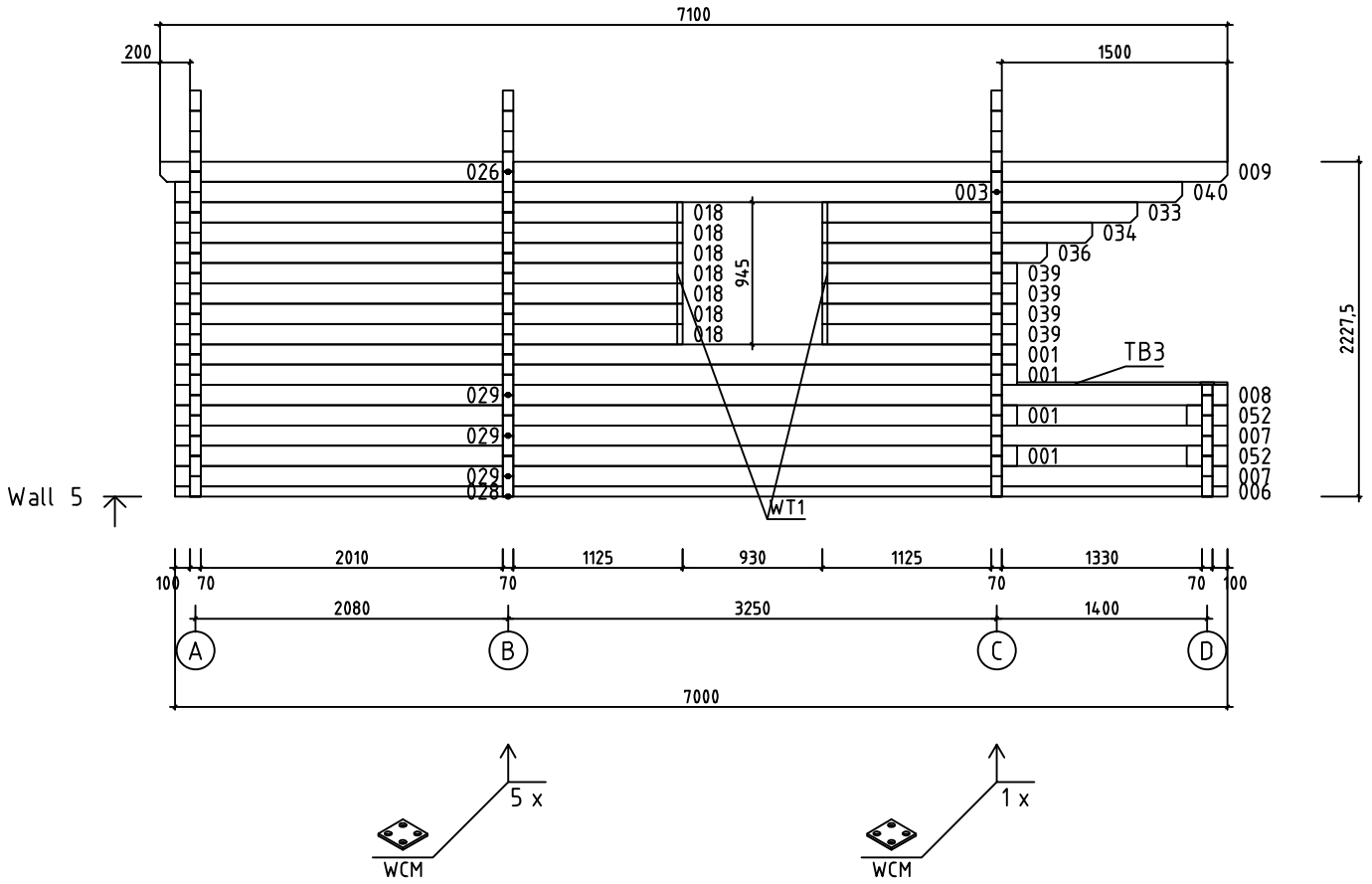

House	Elba 70 ISO	Sheet	16
Drawing	WALL 5	Scale	1:50
Material	70x135	Date	13.12.2018
Drawer	RP	File	Elba 70 ISO.dwg

Pos	Spécification	PZS	Profile (mm)	L (mm)
001		10	70x135	5600
002	SPARE BEAM-ERZATZBOHLE-MADRIER DE RÉSERVE 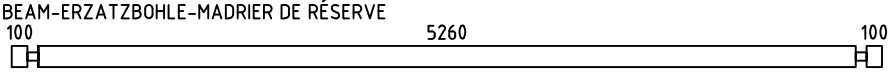	1	70x135	5600
003		2	70x135	5465
004	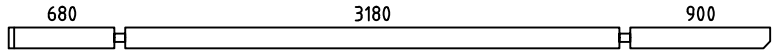	1	70x135	4900
005		1	70x135	4785
006	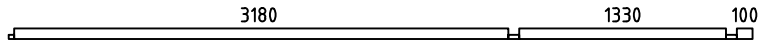	2	70x68	4785
007	 PM	4	70x135	4785
008	 PM	2	70x135	4785
009		1	70x135	4785
010	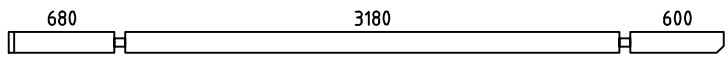	1	70x135	4600
013	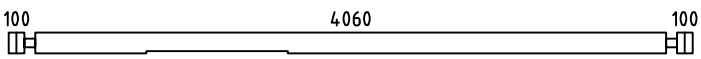	1	70x135	4400
014		1	70x135	4400
015		9	70x135	4400
016	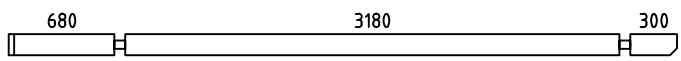	1	70x135	4300
017		2	70x135	4100
018		7	70x135	3375
021	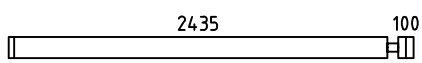	8	70x135	2605
022		7	70x135	2585
023	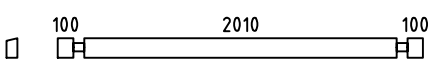	1	70x126	2350
024		18	70x135	2350
025		1	70x68	2350
026		1	70x135	2315
027		1	70x135	2315
028		2	70x68	2215
029		6	70x135	2215

House Elba 70 ISO	Material	File Elba 70 ISO.dwg	Sheet 17

Pos	Spécification	PZS	Profile (mm)	L (mm)
030	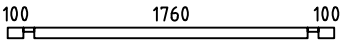	1	70x68	2100
031	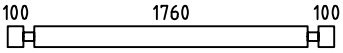	1	70x135	2100
032	 PM	2	70x135	2100
033	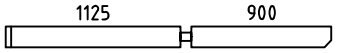	1	70x135	2095
034		1	70x135	1795
035		15	70x135	1520
036		1	70x135	1495
039		4	70x135	1295
040		2	70x135	1235
041	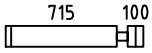	29	70x135	885
042	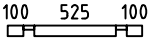	1	70x68	865
043	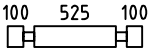	1	70x135	865
044	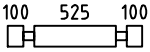 PM	2	70x135	865
045	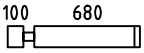	5	70x135	850
046		7	70x135	790
047	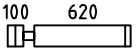	15	70x135	790
052		20	70x135	270
053	 PM	2	70x135	270
054		2	70x68	270
055		15	70x135	270
HB	HIT BLOCK-SCHLAGHÖLZER-MADRIERS D´ASSEMBLAGE 	4	70x135	300
WA-1 WB-1	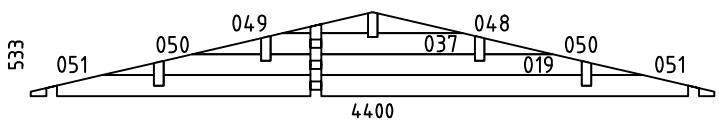 012	2	70x533	4400
WC-1	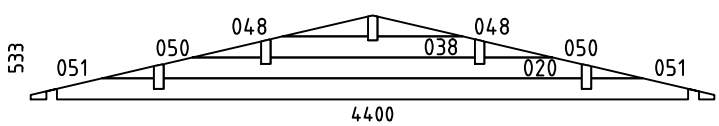 011	1	70x533	4400

House Elba 70 ISO	Material	File Elba 70 ISO.dwg	Sheet 18

Pos	Spécification	PZS	Profile (mm)	L (mm)
FBI2	FLOORBEAMS-FUSSBODENBALKEN-POUTRES DE FONDATION IMPRÉGNÉS IMM	2	45x70	5360
FBI1	FLOORBEAMS-FUSSBODENBALKEN-POUTRES DE FONDATION IMPRÉGNÉS IMM	18	45x70	4100
FBI3	FLOORBEAMS-FUSSBODENBALKEN-POUTRES DE FONDATION IMPRÉGNÉS IMM	2	45x70	1430
TB2	TERRACE BORDER BOARDS-TERRASSENBEGRENZUNGSBRETTER-FRONTIÉRES TERRASSE 	1	90x18	2100
TB3	TERRACE BORDER BOARDS-TERRASSENBEGRENZUNGSBRETTER-FRONTIÉRES TERRASSE 	2	90x18	1400
TB1	TERRACE BORDER BOARDS-TERRASSENBEGRENZUNGSBRETTER-FRONTIÉRES TERRASSE 	1	90x18	865
TB4	TERRACE BORDER BOARDS-TERRASSENBEGRENZUNGSBRETTER-FRONTIÉRES TERRASSE 	2	90x18	270
RB6	ROOFBEAMS-DACHBALKEN-SOLIVES DE PLAFOND 3180 1500 	2	68x190	4785
RB2	ROOFBEAMS-DACHBALKEN-SOLIVES DE PLAFOND 3180 1500 	2	68x190	4785
RB4	ROOFBEAMS-DACHBALKEN-SOLIVES DE PLAFOND 3180 1500 	1	68x190	4785
RB5	ROOFBEAMS-DACHBALKEN-SOLIVES DE PLAFOND 200 2010 	2	68x190	2315
RB1	ROOFBEAMS-DACHBALKEN-SOLIVES DE PLAFOND 200 2010 	2	68x190	2315
RB3	ROOFBEAMS-DACHBALKEN-SOLIVES DE PLAFOND 200 2010 	1	68x190	2315
F1	FLOORBOARD-FUSSBODENBRETT-PLANCHER  ou	36+1 47+1	18x114 18x88	3175
F2	FLOORBOARD-FUSSBODENBRETT-PLANCHER ou	36+1 47+1	18x114 18x88	2005
R1	ROOFBOARD-DACHBRETT-VOLIGES ou	126+2 164+2	18x114 18x88	2520
T1	TERRACE BOARD-TERRASSENBRETT-PLANCHES DE TERRASSE IMM	16+1	18x90	1400
T2	TERRACE BOARD-TERRASSENBRETT-PLANCHES DE TERRASSE IMM	27+1	18x90	1325
FF1	FLOOR FILLET-FUSSBODENLEISTE-BAGUETTE DE FINITION DE PLANCHER 		18x35	31m
GB1	GABLE BOARD-GIEBELBLENDE-PLANCHE DE RIVE 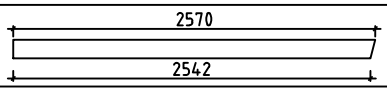	4	18x120	2570
GS1	ROOF FELT FILLET-GIEBELLEISTE-BAGUETTES POUR FIXER LES PLANCHES DE RIVE 	4	18x70	2570
EB1	EAVE BOARD-TRAUFBRETT-LATTES SOUS VOLIGES	4	18x90	3550
ES1	EAVE SLAT-TRAUFENLEISTE-BAGUETTES POUR FIXER LES LATTES SOUS VOLIGES 	4	30x40	3550
DB1	DIAMOND-RAUTE-ELÉMENTS DE DÉCORATION 	2	18x90	200
DT1	DOOR ASSEMBLING PROFILE-TÜR INSTALLIERUNGSPROFIL -TASSEAU DE FIXATION POUR PORTES 	6	18x25	1990

House Elba 70 ISO	Material	File Elba 70 ISO.dwg	Sheet 19

Pos	Spécification	PZS	Profile (mm)	L (mm)
WT1	WINDOW ASSEMBLING PROFILE-FENSTER INSTALLIERUNGSPROFIL -TASSEAU DE FIXATION POUR FENÉTRE	6	18x25	920
WT2	WINDOW ASSEMBLING PROFILE-FENSTER INSTALLIERUNGSPROFIL -TASSEAU DE FIXATION POUR FENÉTRE	2	18x25	640
SJ1	SCREW JOINT-GEWINDESTANGE -TIGES FILETÉS	6	M10	2230
RCM	ROOFBEAMS CONNECTING METAL-DACHBALKEN BEFESTIGUNGSMETALLE -CONNECTEUR MÉTALLIQUE POUR SOLIVES DE PLAFOND	5	ϕ6.0	200
WCM	WALLBEAMS CONNECTING METAL-WANDBOHLEN BEFESTIGUNG -METALLE-PATTE D´ASSEMBLAGE	12	50	50
	NAIL-NAGEL-CLOUS FOR-FÜR-POUR COATING FOR ROOF-BESCHICHTUNG FÜR DACH-REVÉTEMENT DE TOIT	570	ϕ2.5	20
	NAIL-NAGEL-CLOUS FOR-FÜR-POUR FF1	70	ϕ2.0	40
	NAIL-NAGEL-CLOUS FOR-FÜR-POUR F1, F2, R1, T1, T2	1600	ϕ2.5	60
	SCREWS-SCHRAUBEN-VIS FOR-FÜR-POUR WCM	48	ϕ3.5	35
	SCREWS-SCHRAUBEN-VIS FOR-FÜR-POUR TB1, TB2, TB3, TB4 GB1, GS1, EB1, ES1, DB1	120	ϕ4.5	50
	SCREWS-SCHRAUBEN-VIS FOR-FÜR-POUR 006, 025, 028, 030, 043, 055 FBI1, FBI2, FBI3	110	ϕ4.5	90
	SCREWS-SCHRAUBEN-VIS FOR-FÜR-POUR WA-1, WB-1, WC-1 RB1, RB2, RB3, RB4, RB5, RB6	50	ϕ6.0	160
	COATING FOR ROOF-BESCHICHTUNG FÜR DACH-REVÉTEMENT DE TOIT	3,0	R = 15m	
	DOOR-TÜR-PORTE (left-links-gauche) ORT__1H V	1	900	1990
		1		
		1		
		1		
	DOOR-TÜR-PORTE (1x right-rechts-droit; 1x left-links-gauche) AST P+V	1+1	900	1990
		2		
		2		

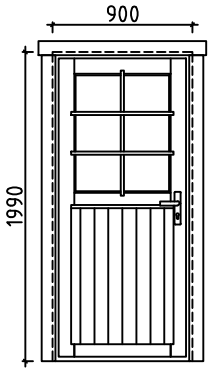

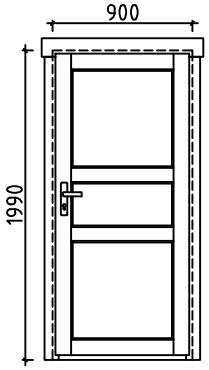

Pos	Spécification	PZS	Profile (mm)	L (mm)
	WINDOW-FENSTER-FENÉTRE (left-links-gauche) ORT__1H V 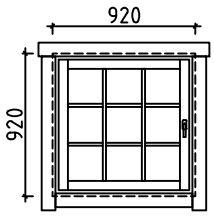 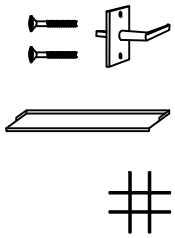	3 3 3 3	920	920
	WINDOW-FENSTER-FENÉTRE (left-links-gauche) ORT__1H V 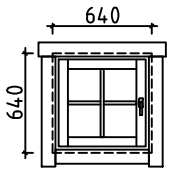 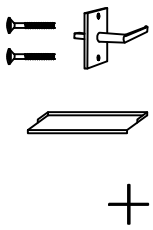	1 1 1 1	640	640

House Elba 70 ISO	Material	File Elba 70 ISO.dwg	Sheet 21

#001	1,5	5600	10
#002		5600	1
#003	1,5	5465	2
#004	1	4900	1
#005	1	4785	1
#006	1,5	4785	2
#007	1,5	4785	4
#008	1,5	4785	2
#009	5	4785	1
#010	1	4600	1
#011	C	4400	1
#012	A,B	4400	2
#013	C	4400	1
#014	B	4400	1
#015	A	4400	9
#016	1	4300	1
#017	1	4100	2
#018	5	3375	7
#019	A,B	2692	2
#020	C	2692	1
#021	C	2605	8
#022	A	2585	7
#023	3	2350	1
#024	3	2350	18
#025	3	2350	1
#026	5	2315	1
#027	1	2315	1
#028	1,5	2215	2
#029	1,5	2215	6
#030	D	2100	1
#031	D	2100	1
#032	D	2100	2
#033	5	2095	1
#034	5	1795	1
#035	B	1520	15
#036	5	1495	1
#037	A,B	1316	2
#038	C	1316	1
#039	5	1295	4
#040	1,5	1235	2
#041	A,C	885	29
#042	D	865	1
#043	D	865	1
#044	D	865	2
#045	1	850	5
#046	C	790	7
#047	B	790	15
#048	A,B,C	550	4
#049	A,B	550	2
#050	A,B,C	442	6
#051	A,B,C	334	6
#052	1,2,4,5,D	270	20
#053	2,4	270	2
#054	2,4	270	2
#055	B	270	15