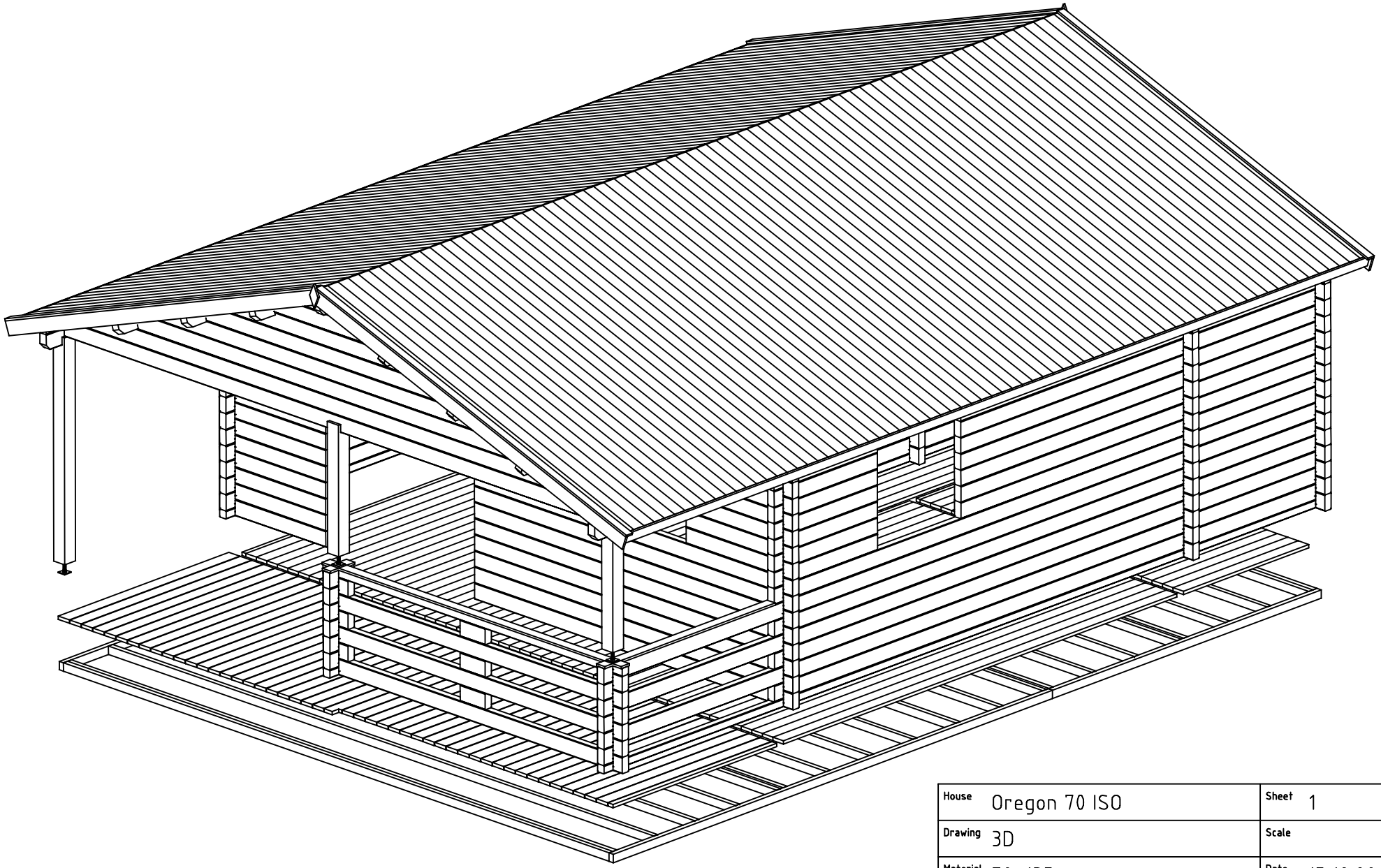

House	Oregon 70 ISO	Sheet	1
Drawing	3D	Scale	
Material	70x135	Date	15.12.2017
Drawer	RP	File	Oregon 70 ISO 3D.dwg

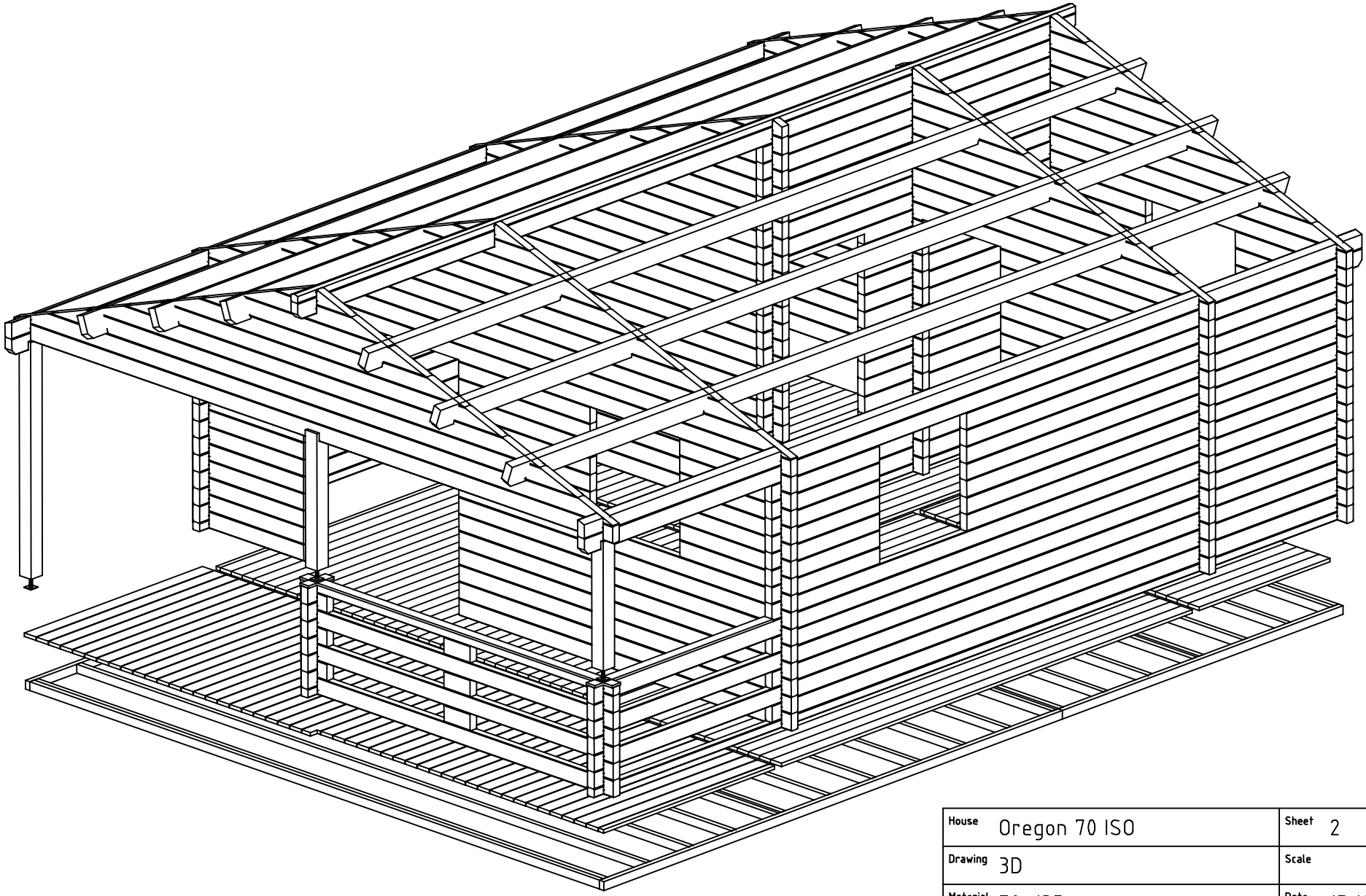

House	Oregon 70 ISO	Sheet	2
Drawing	3D	Scale	
Material	70x135	Date	15.12.2017
Drawer	RP	File	Oregon 70 ISO 3D.dwg

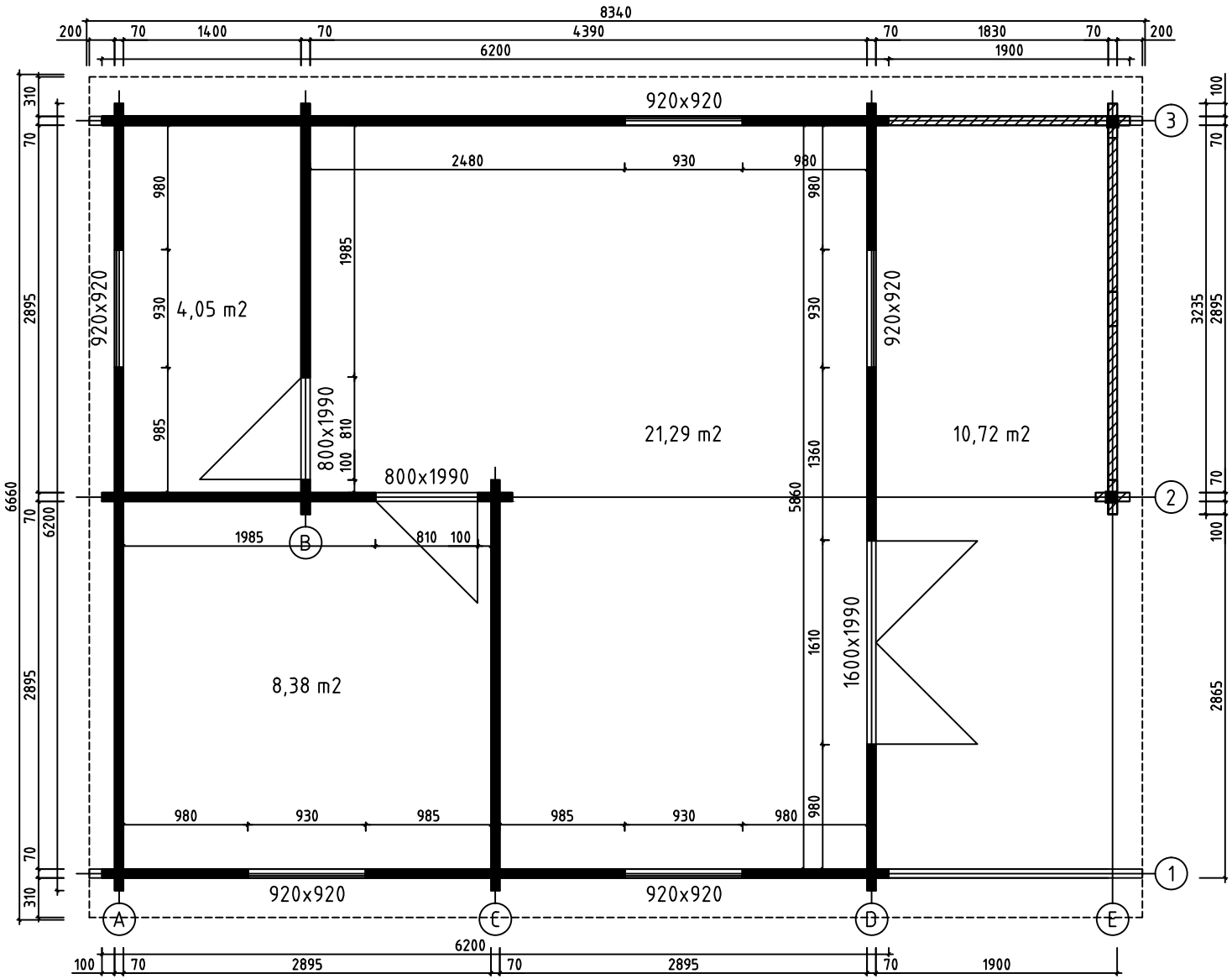

House	Oregon 70 ISO	Sheet	3
Drawing	GROUNDPLAN	Scale	1:50
Material	70x135	Date	15.12.2017
Drawer	RP	File	Oregon 70 ISO.dwg

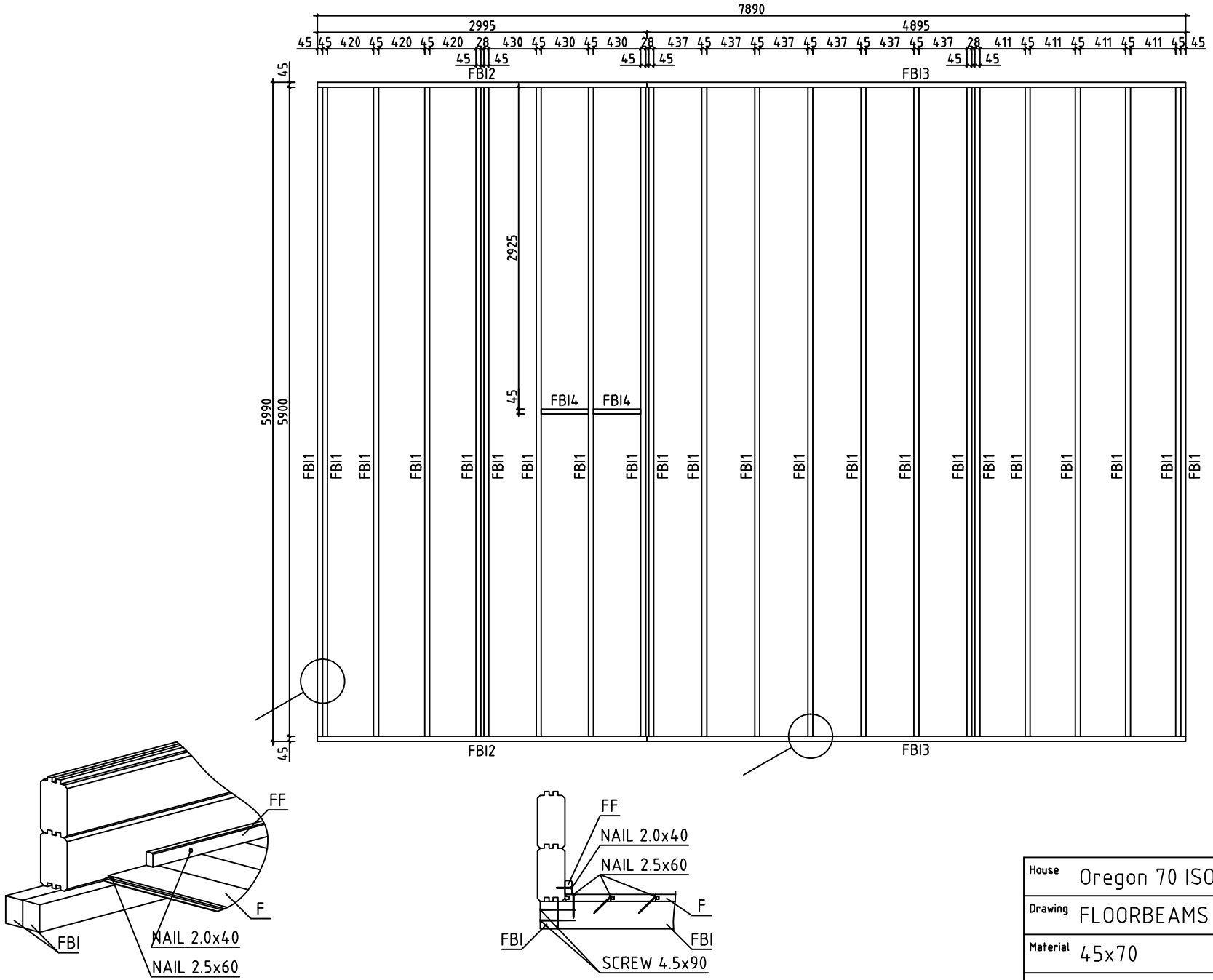

House	Oregon 70 ISO	Sheet	4
Drawing	FLOORBEAMS	Scale	1:50
Material	45x70	Date	15.12.2017
Drawer	RP	File	Oregon 70 ISO.dwg

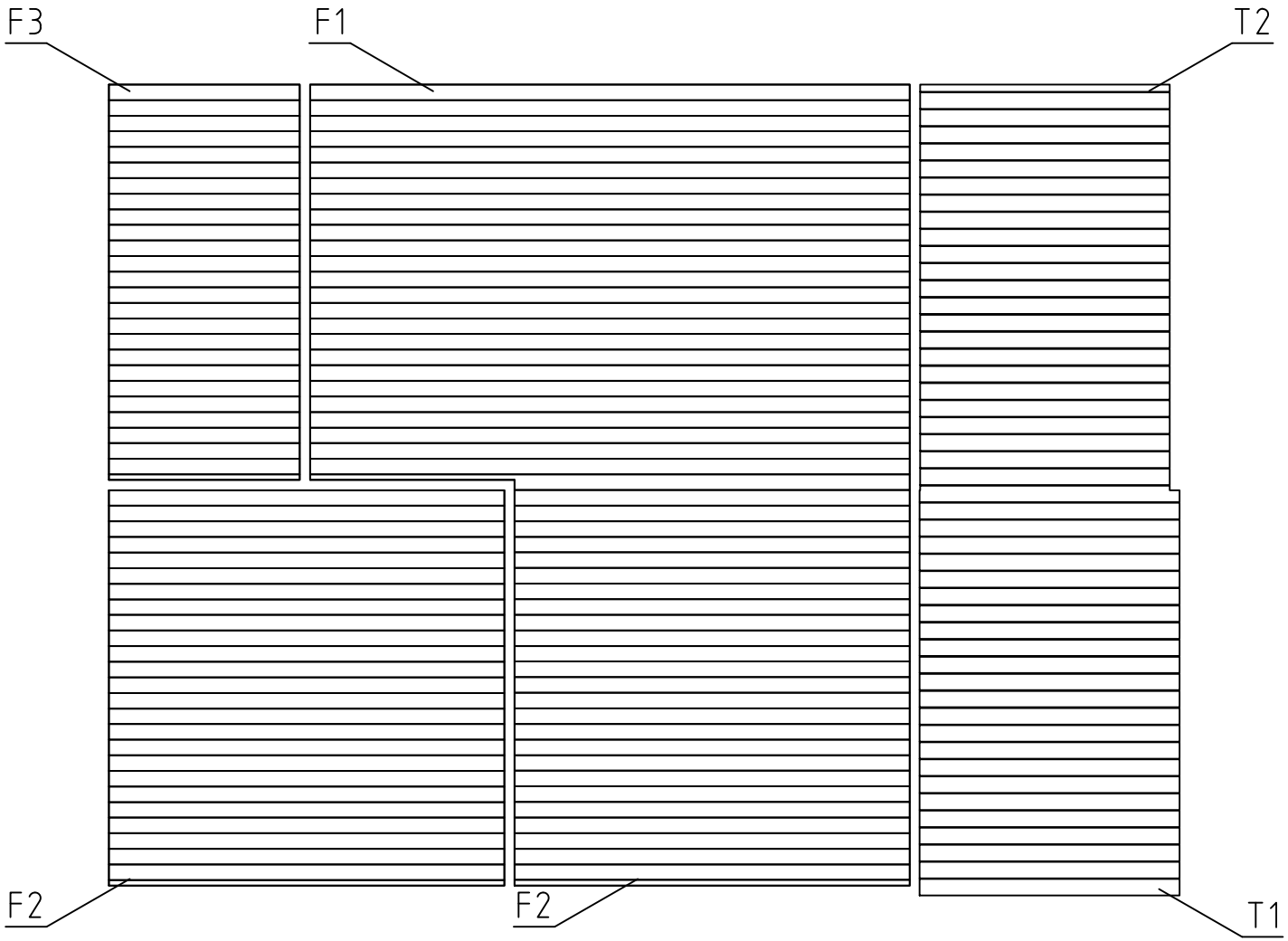

House	Oregon 70 ISO	Sheet	5
Drawing	FLOORBOARD	Scale	1:50
Material	28x114, 28x120	Date	15.12.2017
Drawer	RP	File	Oregon 70 ISO.dwg

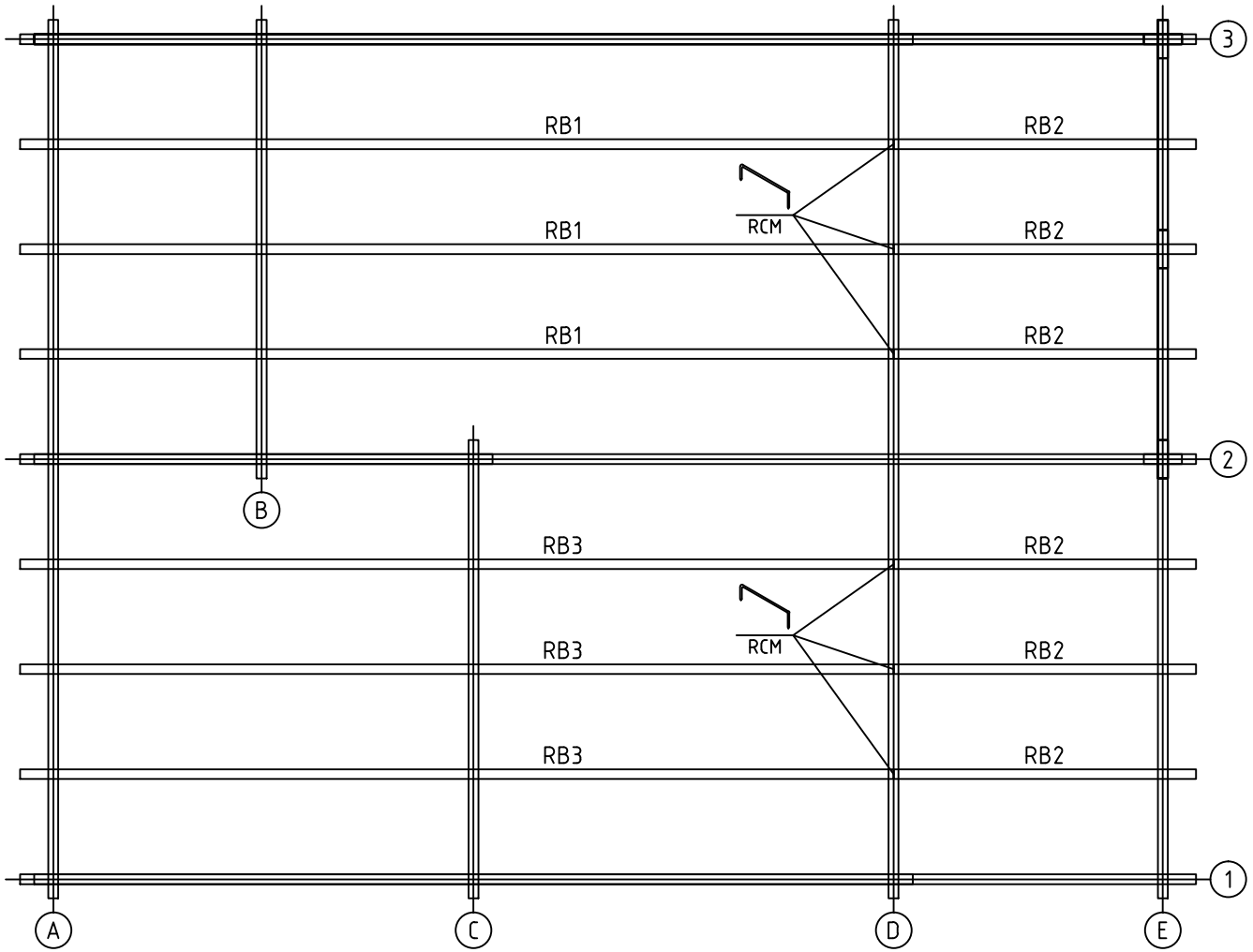

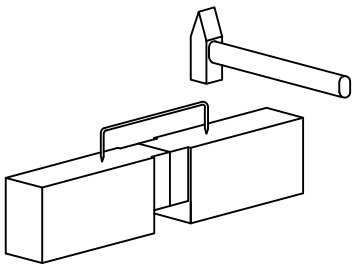

House	Oregon 70 ISO	Sheet	6
Drawing	ROOFBEAMS	Scale	1:50
Material	68x190	Date	15.12.2017
Drawer	RP	File	Oregon 70 ISO.dwg

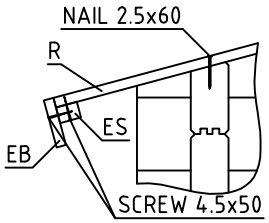

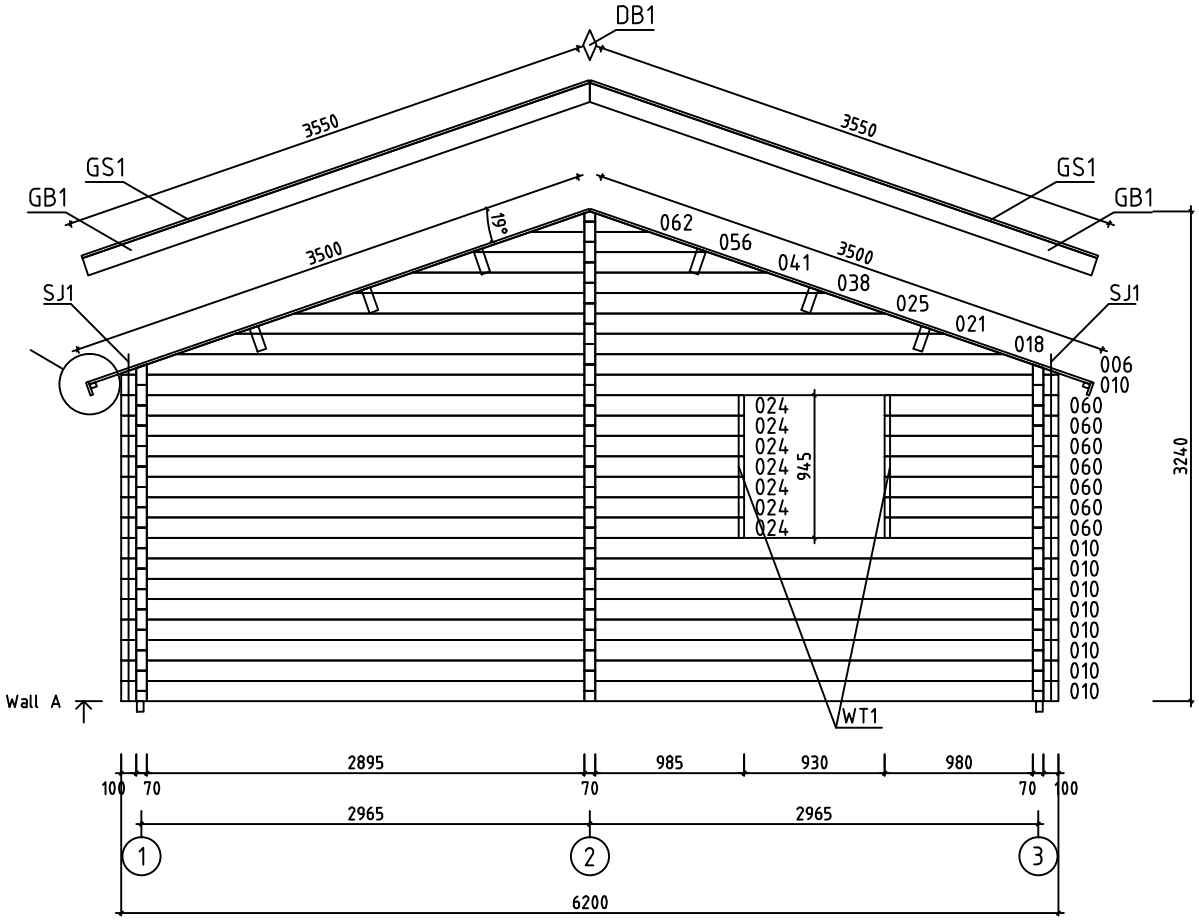

House	Oregon 70 ISO	Sheet	7
Drawing	WALL A	Scale	1:50
Material	70x135	Date	15.12.2017
Drawer	RP	File	Oregon 70 ISO.dwg

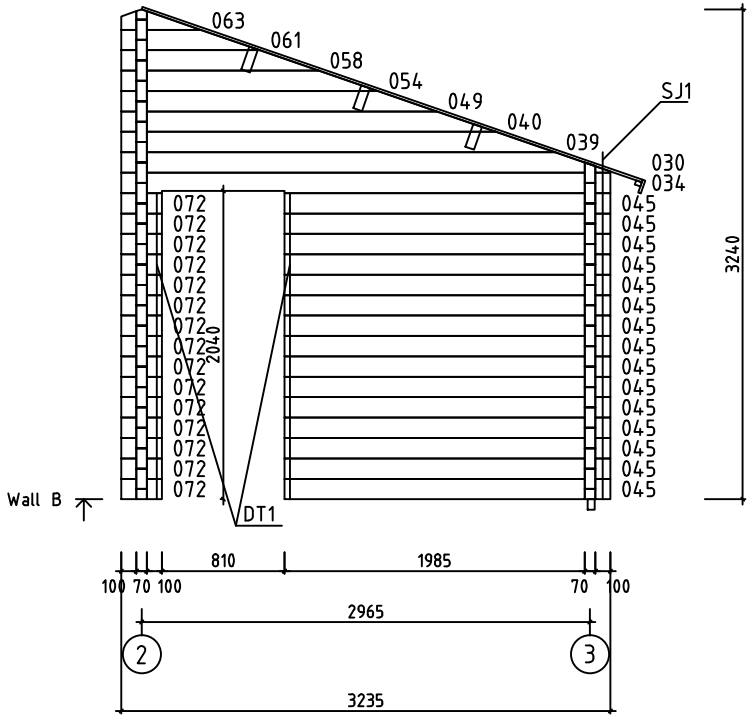

House	Oregon 70 ISO	Sheet	8
Drawing	WALL B	Scale	1:50
Material	70x135	Date	15.12.2017
Drawer	RP	File	Oregon 70 ISO.dwg

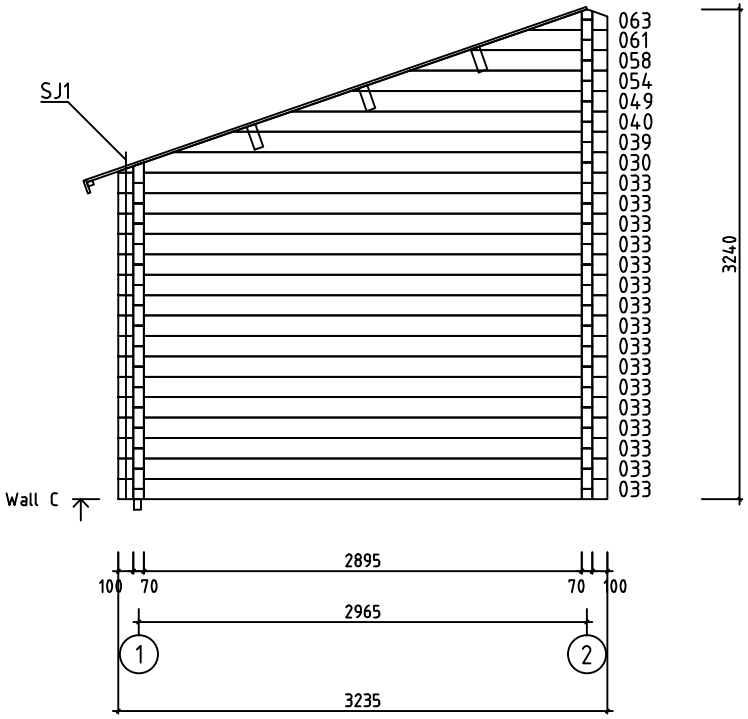

House	Oregon 70 ISO	Sheet	9
Drawing	WALL C	Scale	1:50
Material	70x135	Date	15.12.2017
Drawer	RP	File	Oregon 70 ISO.dwg

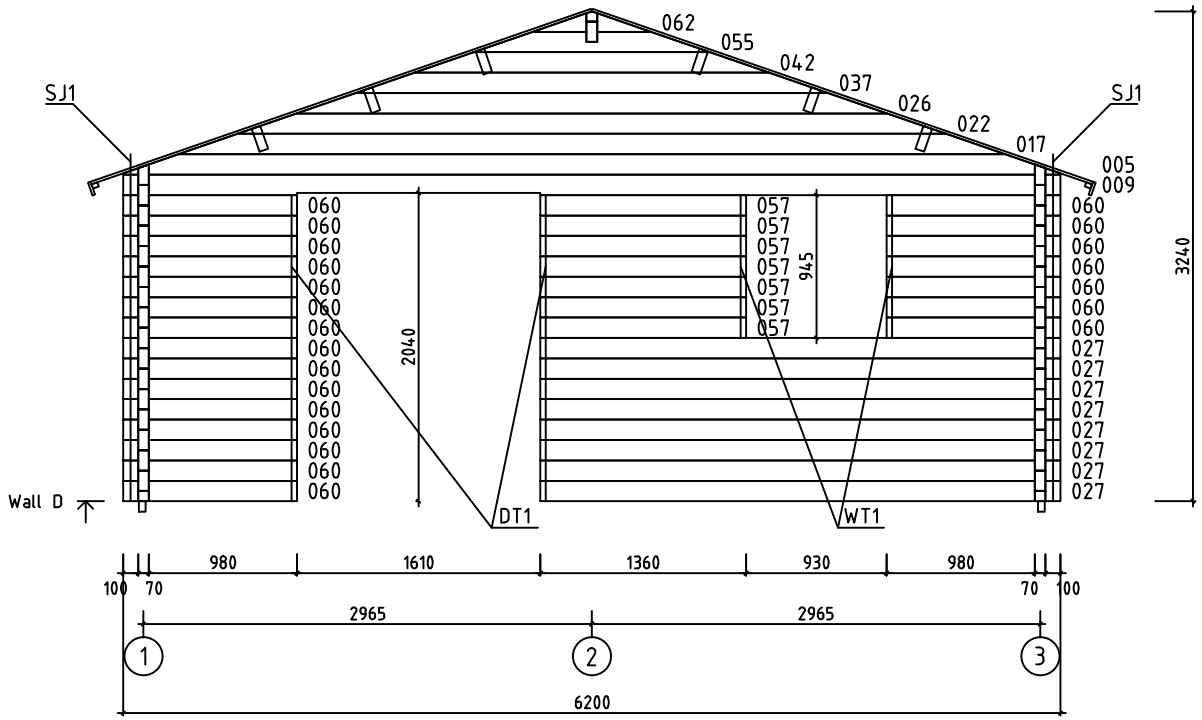

House	Oregon 70 ISO	Sheet	10
Drawing	WALL D	Scale	1:50
Material	70x135	Date	15.12.2017
Drawer	RP	File	Oregon 70 ISO.dwg

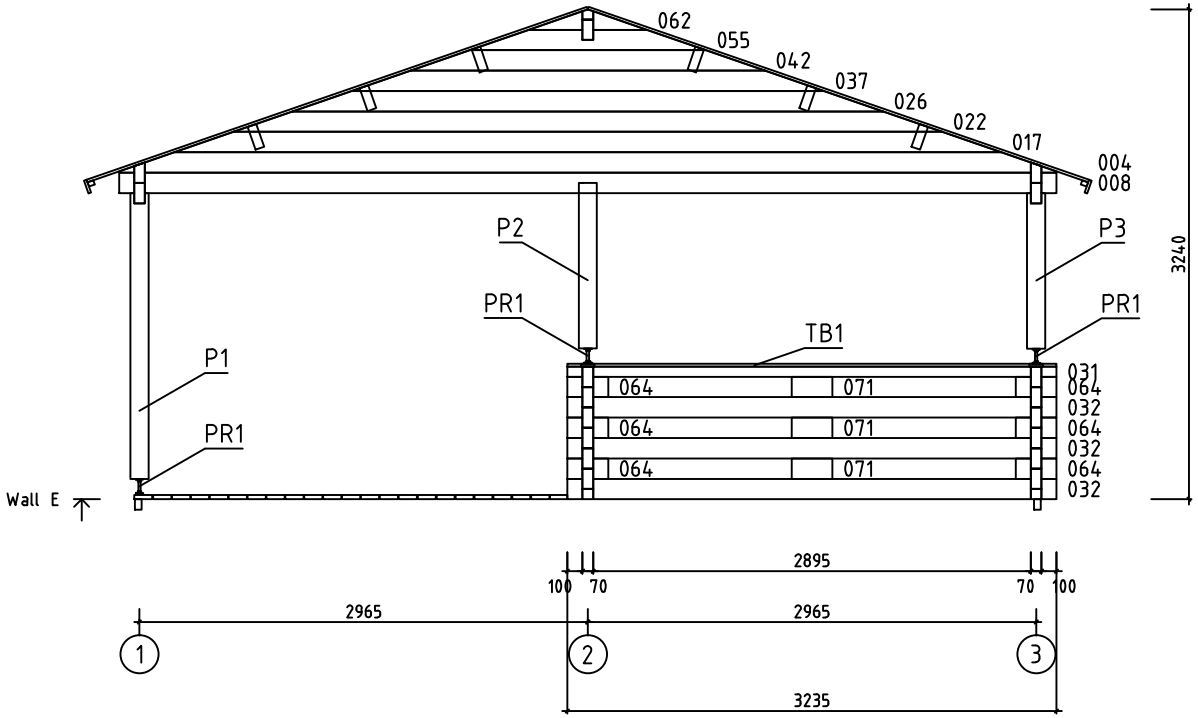

House	Oregon 70 ISO	Sheet	11
Drawing	WALL E	Scale	1:50
Material	70x135	Date	15.12.2017
Drawer	RP	File	Oregon 70 ISO.dwg

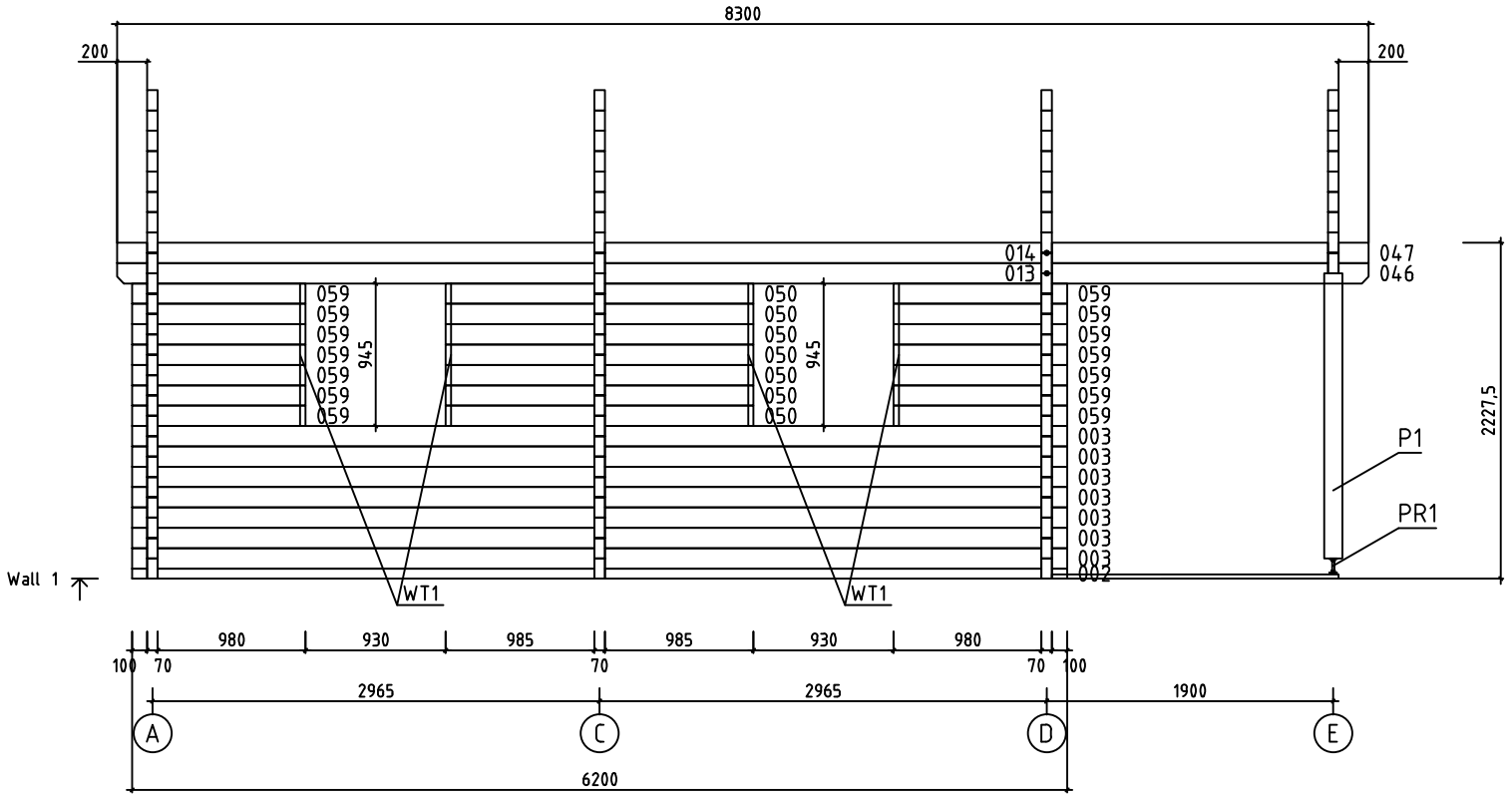

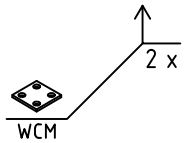

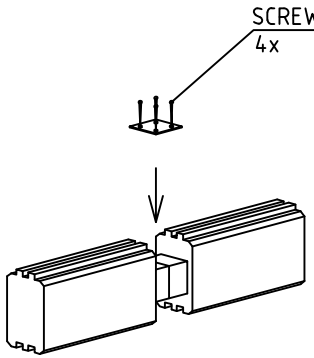

House	Oregon 70 ISO	Sheet	12
Drawing	WALL 1	Scale	1:50
Material	70x135	Date	15.12.2017
Drawer	RP	File	Oregon 70 ISO.dwg

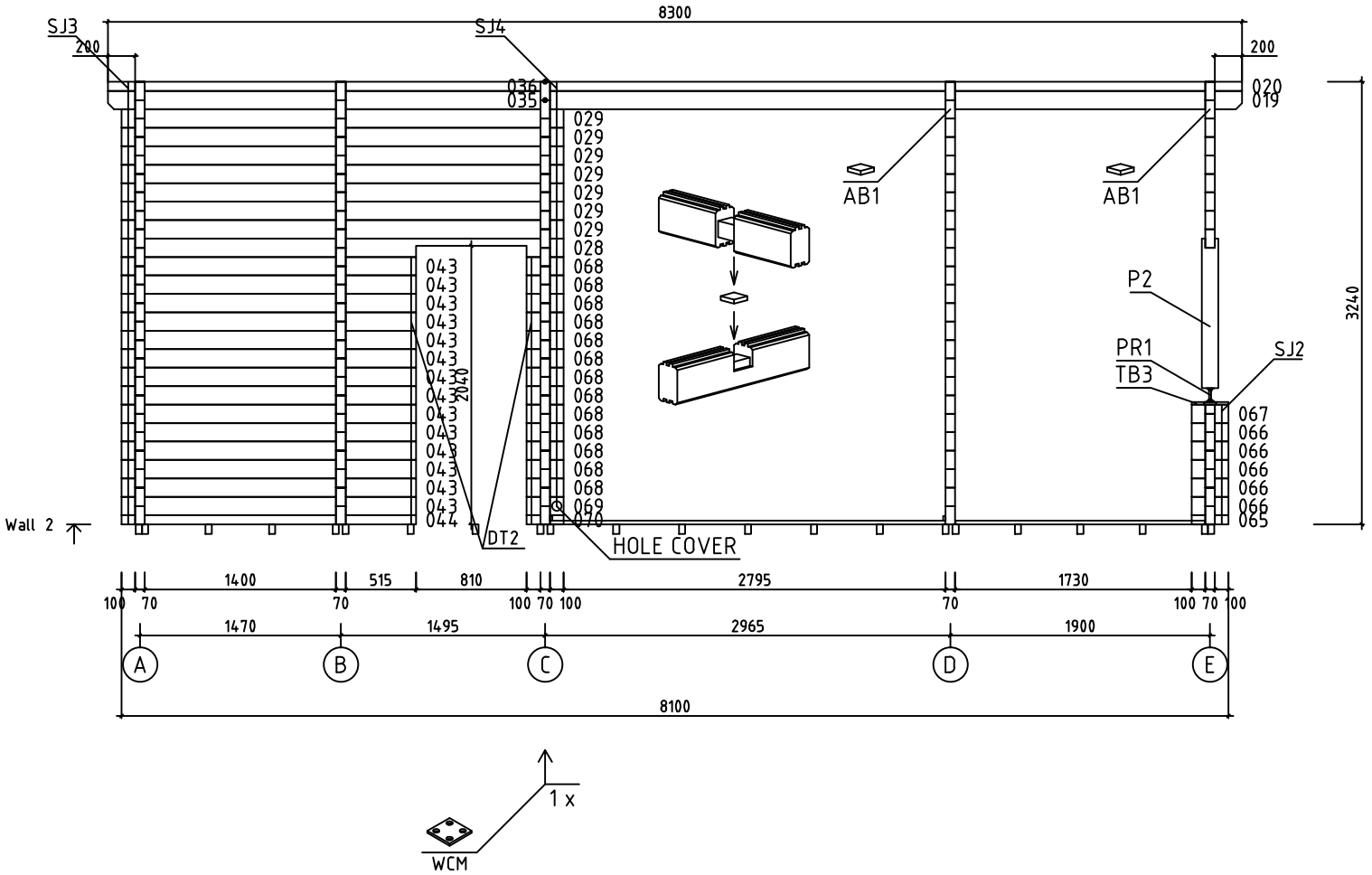

House	Oregon 70 ISO	Sheet	13
Drawing	WALL 2	Scale	1:50
Material	70x135	Date	15.12.2017
Drawer	RP	File	Oregon 70 ISO.dwg

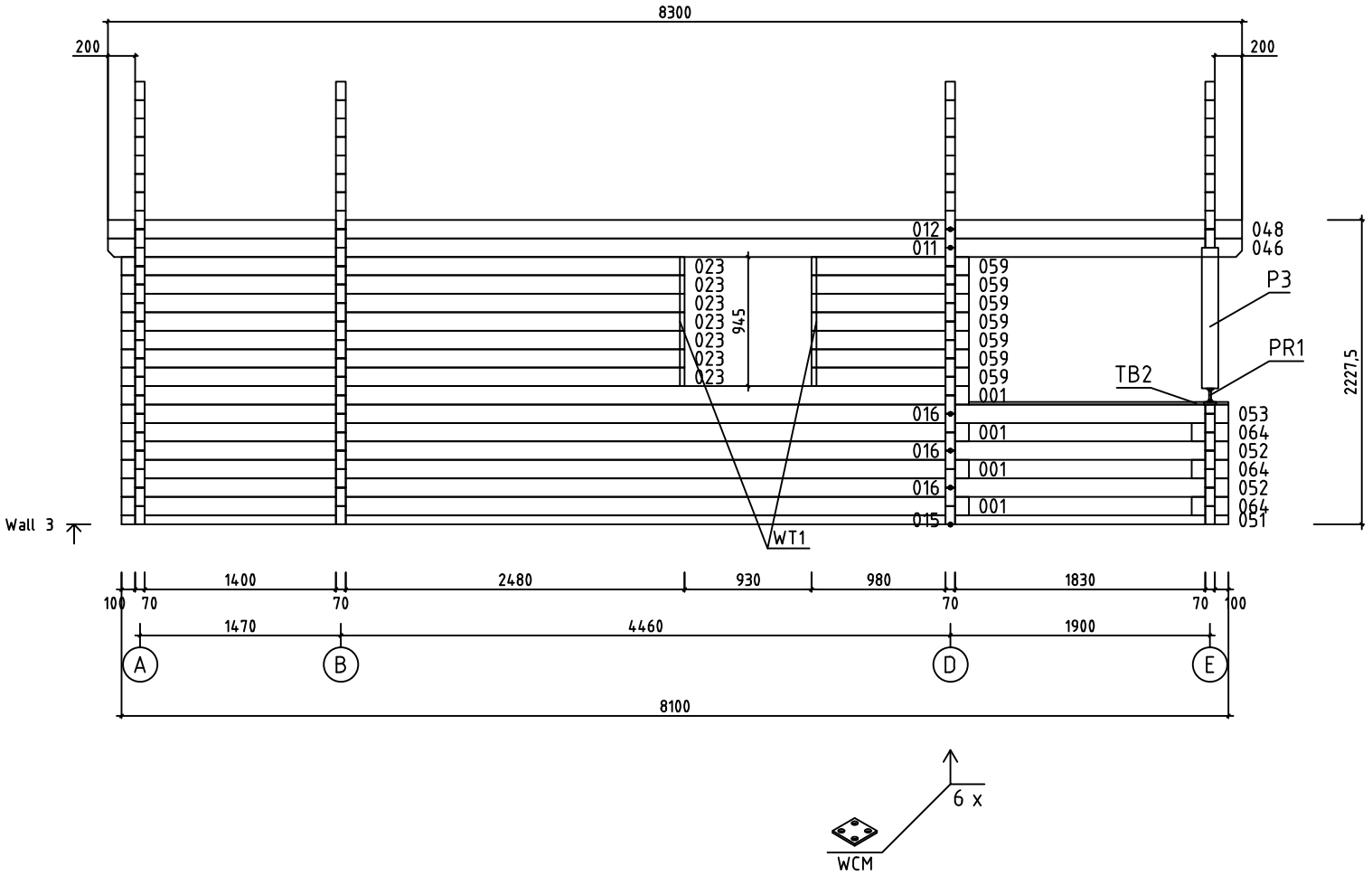

House	Oregon 70 ISO	Sheet	14
Drawing	WALL 3	Scale	1:50
Material	70x135	Date	15.12.2017
Drawer	RP	File	Oregon 70 ISO.dwg

Pos	Specification-Bestimmung-Spécification	PCS	Profile (mm)	L (mm)
001		4	70x135	6200
002	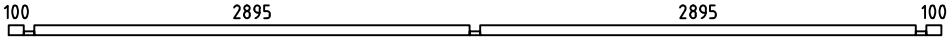	1	70x68	6200
003	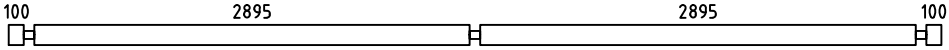	7	70x135	6200
007	SPARE BEAM-ERZATZBOHLE-MADRIER DE RÉSERVE 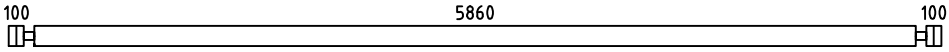	1	70x135	6200
008	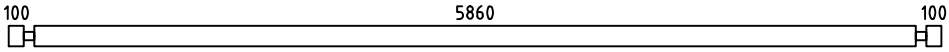	1	70x135	6200
009	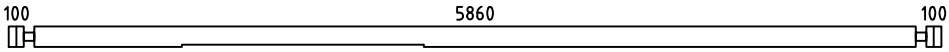	1	70x135	6200
010	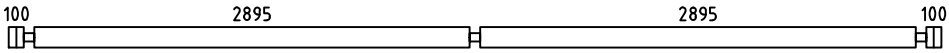	9	70x135	6200
011		1	70x135	6165
012		1	70x135	6165
013	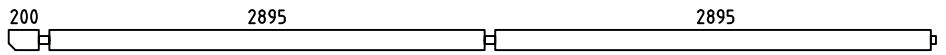	1	70x135	6165
014		1	70x135	6165
015	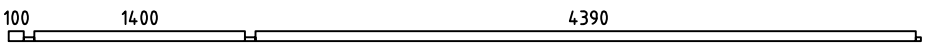	1	70x68	6065
016		3	70x135	6065
019		1	70x135	5100
020	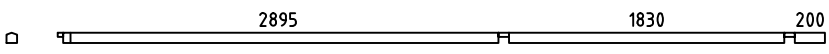	1	70x68	5100
023		7	70x135	4120
024		7	70x135	4120
027	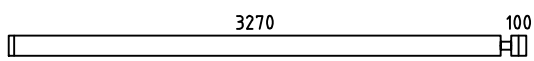	8	70x135	3440
028	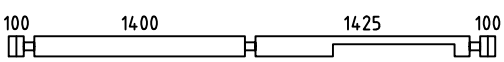	1	70x135	3235
029	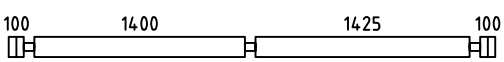	7	70x135	3235
031		1	70x68	3235
032	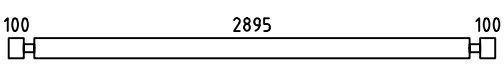 PM	3	70x135	3235
033	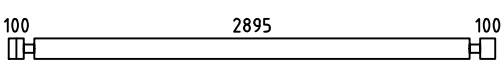	16	70x135	3235
034	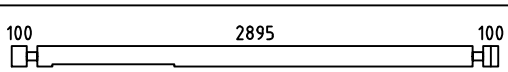	1	70x135	3235
035	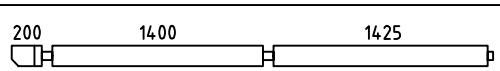	1	70x135	3200

House Oregon 70 ISO	Material	File Oregon 70 ISO.dwg	Sheet 15

Pos	Specification-Bestimmung-Spécification	PCS	Profile (mm)	L (mm)
036		1	70x68	3200
043		14	70x135	2155
044	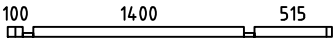	1	70x68	2155
045	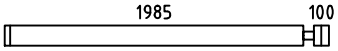	15	70x135	2155
046	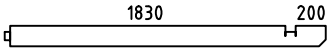	2	70x135	2135
047	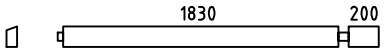	1	70x135	2135
048	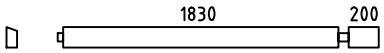	1	70x135	2135
050	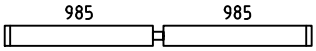	7	70x135	2040
051	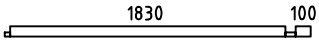 PM	1	70x68	2035
052	 PM	2	70x135	2035
053	 PM	1	70x135	2035
057		7	70x135	1360
059		21	70x135	1150
060		29	70x135	1150
064		9	70x135	270
065		1	70x68	270
066		5	70x135	270
067	 PM	1	70x135	270
068		13	70x135	270
069		1	70x135	270
070		1	70x68	270
071		3	70x135	270
072		15	70x135	270
HB	HIT BLOCK-SCHLAGHÖLZER-MADRIERS D´ASSEMBLAGE 	4	70x135	300

House Oregon 70 ISO	Material	File Oregon 70 ISO.dwg	Sheet 16

Pos	Specification-Bestimmung-Spécification	PCS	Profile (mm)	L (mm)
WA-1	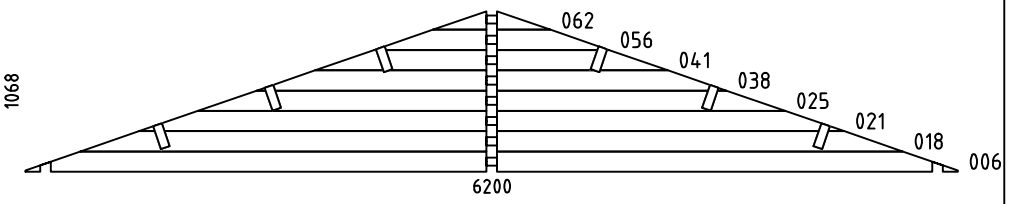	1	70x1068	6200
WB-1	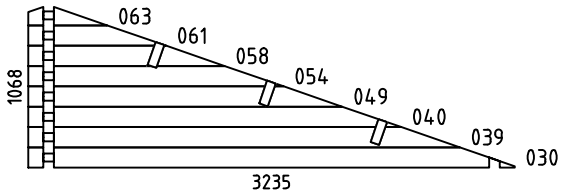	1	70x1068	3235
WC-1	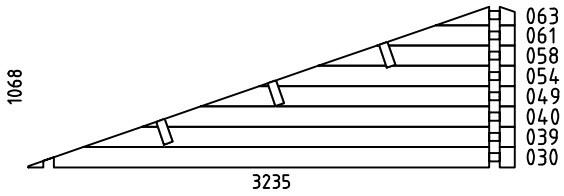	1	70x1068	3235
WD-1	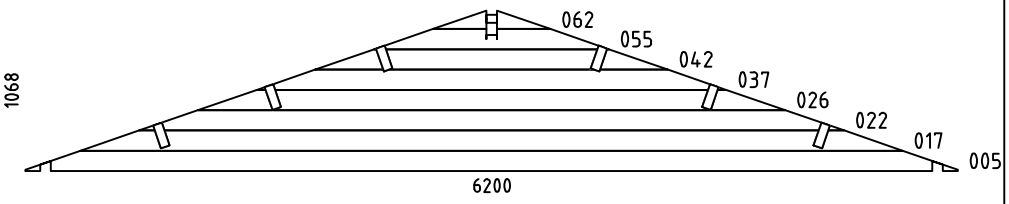	1	70x1068	6200
WE-1	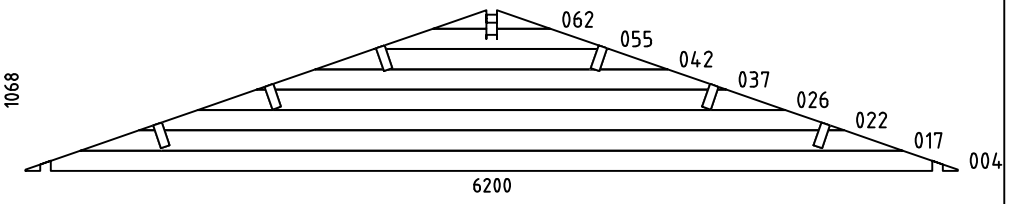	1	70x1068	6200
FBI1	FLOORBEAMS-FUSSBODENBALKEN-POUTRES DE FONDATION IMPRÉGNÉS 	22	45x70	5900
FBI3	FLOORBEAMS-FUSSBODENBALKEN-POUTRES DE FONDATION IMPRÉGNÉS 	2	45x70	4895
FBI2	FLOORBEAMS-FUSSBODENBALKEN-POUTRES DE FONDATION IMPRÉGNÉS 	2	45x70	2995
FBI4	FLOORBEAMS-FUSSBODENBALKEN-POUTRES DE FONDATION IMPRÉGNÉS 	2	45x70	430
P1	POST-PFOSTEN-POTEAU 	1	120x120	1890
P2	POST-PFOSTEN-POTEAU 	1	120x120	1095
P3	POST-PFOSTEN-POTEAU 	1	120x120	1030
RB1	ROOFBEAMS-DACHBALKEN-SOLIVES DE PLAFOND 	3	68x190	6165
RB3	ROOFBEAMS-DACHBALKEN-SOLIVES DE PLAFOND 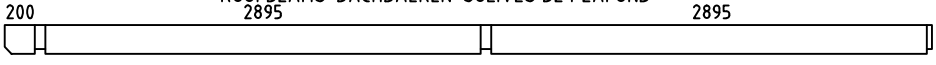	3	68x190	6165
RB2	ROOFBEAMS-DACHBALKEN-SOLIVES DE PLAFOND 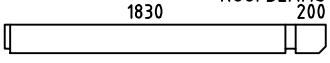	6	68x190	2135

House Oregon 70 ISO	Material	File Oregon 70 ISO.dwg	Sheet 17

Pos	Specification-Bestimmung-Spécification	PCS	Profile (mm)	L (mm)
TB1	FRONTIÉRES TERRASSE 	1	90x18	3235
TB2	FRONTIÉRES TERRASSE 	1	90x18	1900
TB3	FRONTIÉRES TERRASSE 	1	90x18	270
F1	FLOORBOARD-FUSSBODENBRETT-PLANCHER  or-oder-ou	26+1 34+1	28x114 28x88	4385
F2	FLOORBOARD-FUSSBODENBRETT-PLANCHER  or-oder-ou	52+1 68+1	28x114 28x88	2890
F3	FLOORBOARD-FUSSBODENBRETT-PLANCHER  or-oder-ou	26+1 34+1	28x114 28x88	1395
R1	ROOFBOARD-DACHBRETT-VOLIGES  or-oder-ou	146+2 190+2	18x114 18x88	3500
T1	TERRACE BOARD-TERRASSENBRETT-PLANCHES DE TERRASSE  IMM	24+1	28x120	1900
T2	TERRACE BOARD-TERRASSENBRETT-PLANCHES DE TERRASSE  IMM	24+1	28x120	1825
FF1	FLOOR FILLET-FUSSBODENLEISTE-BAGUETTE DE FINITION DE PLANCHER		18x35	41m
GB1	GABLE BOARD-GIEBELBLENDE-PLANCHE DE RIVE 	4	18x120	3550
GS1	ROOF FELT FILLET-GIEBELLEISTE-BAGUETTES POUR FIXER LES PLANCHES DE RIVE 	4	18x70	3550
EB1	EAVE BOARD-TRAUFBRETT-LATTES SOUS VOLIGES 	4	18x90	4150
ES1	EAVE SLAT-TRAUFENLEISTE-BAGUETTES POUR FIXER LES LATTES SOUS VOLIGES 	4	30x40	4150
DB1	DIAMOND-RAUTE-ELÉMENTS DE DÉCORATION 	2	18x90	200
DT1	DOOR ASSEMBLING PROFILE-TÜR INSTALLIERUNGSPROFIL -TASSEAU DE FIXATION POUR PORTES 	4	18x25	1990
DT2	DOOR ASSEMBLING PROFILE-TÜR INSTALLIERUNGSPROFIL -TASSEAU DE FIXATION POUR PORTES 	2	18x25	1930
WT1	WINDOW ASSEMBLING PROFILE-FENSTER INSTALLIERUNGSPROFIL -TASSEAU DE FIXATION POUR FENÉTRE 	10	18x25	920
AB1	ASSEMBLING BOARD-MONTAGE BOARD-MUR D´ASSEMBLAGE	2	15x52	58
SJ1	SCREW JOINT-GEWINDESTANGE -TIGES FILETÉS	6	M10	2220
SJ2	SCREW JOINT-GEWINDESTANGE -TIGES FILETÉS 	1	M10	910
SJ3	SCREW JOINT-GEWINDESTANGE -TIGES FILETÉS 	1	M10	3270
SJ4	SCREW JOINT-GEWINDESTANGE -TIGES FILETÉS 	1	M10	3100
RCM	ROOFBEAMS CONNECTING METAL-DACHBALKEN BEFESTIGUNGSMETALLE -CONNECTEUR MÉTALLIQUE POUR SOLIVES DE PLAFOND 	6	ø6.0	200
WCM	WALLBEAMS CONNECTING METAL-WANDBOHLEN BEFESTIGUNG -METALLE-PATTE D´ASSEMBLAGE 	9	50	50

House Oregon 70 ISO	Material	File Oregon 70 ISO.dwg	Sheet 18

Pos	Specification-Bestimmung-Spécification	PCS	Profile (mm)	L (mm)
PR1	POST REGULATOR-PFOSTEN REGLER- PIED MÉTALLIQUE RÉGLABLE POUR POTEAU	3		
	NAIL-NAGEL-CLOUS FOR-FÜR-POUR COATING FOR ROOF-BESCHICHTUNG FÜR DACH-REVÉTEMENT DE TOIT	830	⌀2.5	20
	NAIL-NAGEL-CLOUS FOR-FÜR-POUR FF1	100	⌀2.0	40
	NAIL-NAGEL-CLOUS FOR-FÜR-POUR F1, F2, F3, R1, T1, T2	2500	⌀2.5	60
	SCREWS-SCHRAUBEN-VIS FOR-FÜR-POUR WCM	40	⌀3.5	35
	SCREWS-SCHRAUBEN-VIS FOR-FÜR-POUR GB1, GS1, EB1, ES1, DB1, PR1	150	⌀4.5	50
	SCREWS-SCHRAUBEN-VIS FOR-FÜR-POUR 002, 015, 020, 031, 036, 044, 051, 065, 070, FBI1, FBI2, FBI3, FBI4	130	⌀4.5	90
	SCREWS-SCHRAUBEN-VIS FOR-FÜR-POUR WA-1, WB-1, WC-1, WD-1, WE-1, RB1, RB2, RB3	100	⌀6.0	160
	COATING FOR ROOF-BESCHICHTUNG FÜR DACH-REVÉTEMENT DE TOIT	8,0	R = 10m	
	HOLE COVER-LOCH DECKEN-COUVERCLE DU TROU	1		
	DOUBLEDOOR-DOPPELTÜR-DOUBLE PORTE (right-rechts-droit) ORT_1H P	1	1600	1990
	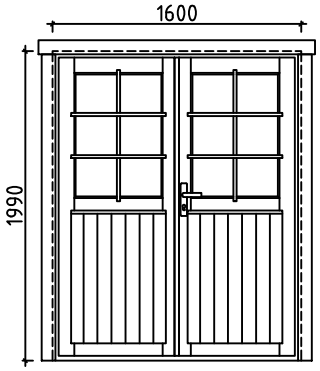	1 1 1 2		
	DOOR-TÜR-PORTE (right-rechts-droit) AST P	2	800	1990
	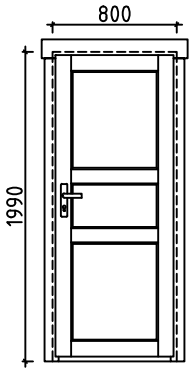	2 2		
	WINDOW-FENSTER-FENÉTRE (3x right-rechts-droit; P+V 2x left-links-gauche) ORT_1H	3+2	920	920
	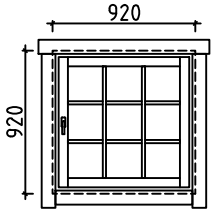	5 5 5		

House Oregon 70 ISO	Material	File Oregon 70 ISO.dwg	Sheet 19

#001	3	6200	4
#002	1	6200	1
#003	1	6200	7
#004	E	6200	1
#005	D	6200	1
#006	A	6200	1
#007		6200	1
#008	E	6200	1
#009	D	6200	1
#010	A	6200	9
#011	3	6165	1
#012	3	6165	1
#013	1	6165	1
#014	1	6165	1
#015	3	6065	1
#016	3	6065	3
#017	D,E	5469	2
#018	A	5469	1
#019	2	5100	1
#020	2	5100	1
#021	A	4688	1
#022	D,E	4688	2
#023	3	4120	7
#024	A	4120	7
#025	A	3907	1
#026	D,E	3907	2
#027	D	3440	8
#028	2	3235	1
#029	2	3235	7
#030	B,C	3235	2
#031	E	3235	1
#032	E	3235	3
#033	C	3235	16
#034	B	3235	1
#035	2	3200	1
#036	2	3200	1
#037	D,E	3125	2
#038	A	3125	1
#039	B,C	2870	2
#040	B,C	2479	2
#041	A	2344	1
#042	D,E	2344	2
#043	2	2155	14
#044	2	2155	1
#045	B	2155	15
#046	1,3	2135	2
#047	1	2135	1
#048	3	2135	1
#049	B,C	2088	2
#050	1	2040	7
#051	3	2035	1
#052	3	2035	2
#053	3	2035	1
#054	B,C	1698	2
#055	D,E	1563	2
#056	A	1563	1
#057	D	1360	7
#058	B,C	1307	2
#059	1,3	1150	21
#060	A,D	1150	29
#061	B,C	916	2
#062	A,D,E	781	3
#063	B,C	526	2
#064	3,E	270	9
#065	2	270	1
#066	2	270	5
#067	2	270	1
#068	2	270	13
#069	2	270	1
#070	2	270	1
#071	E	270	3
#072	B	270	15