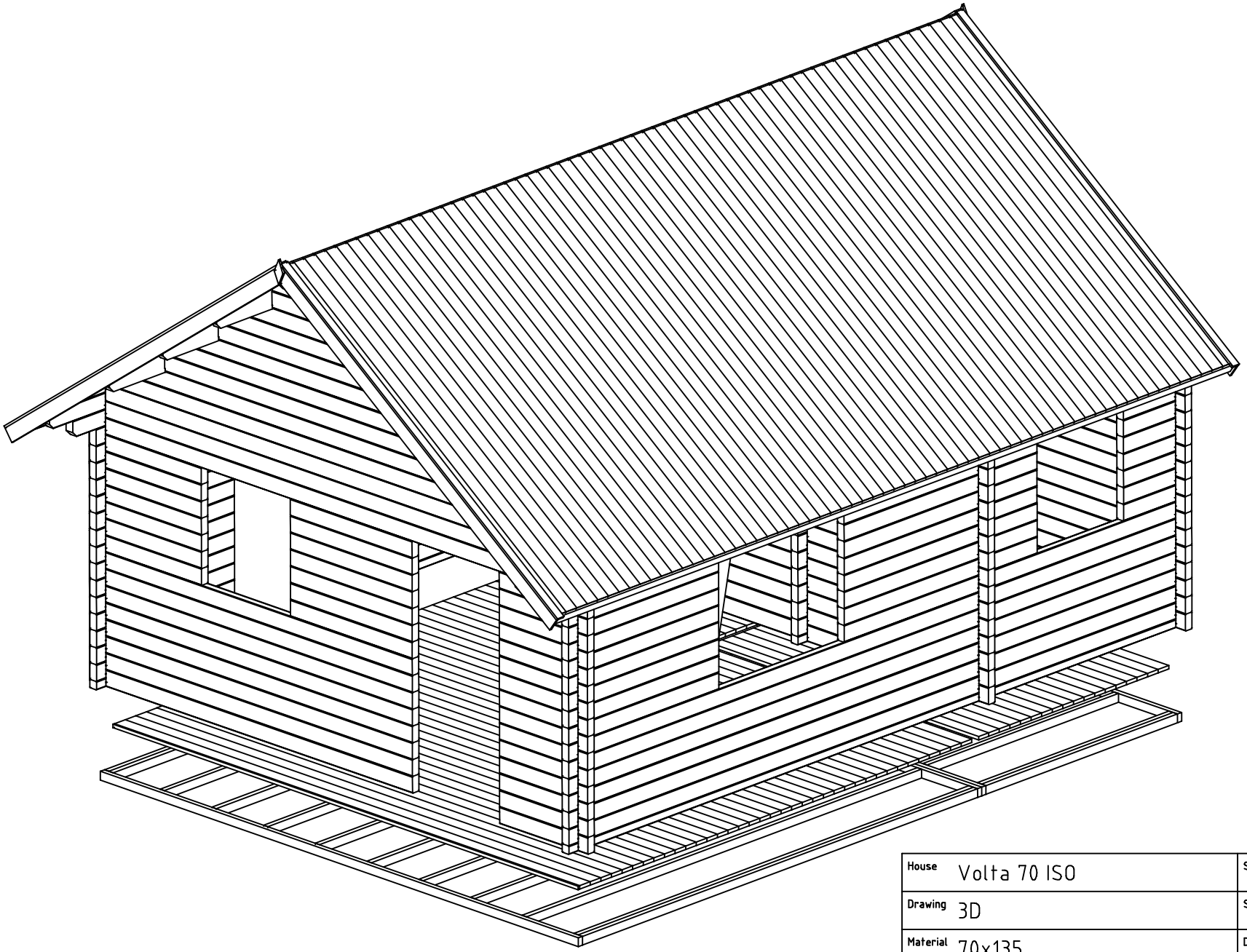

House	Volta 70 ISO	Sheet	1
Drawing	3D	Scale	
Material	70x135	Date	15.07.2019
Drawer	RP	File	Volta 70 ISO 3D.dwg

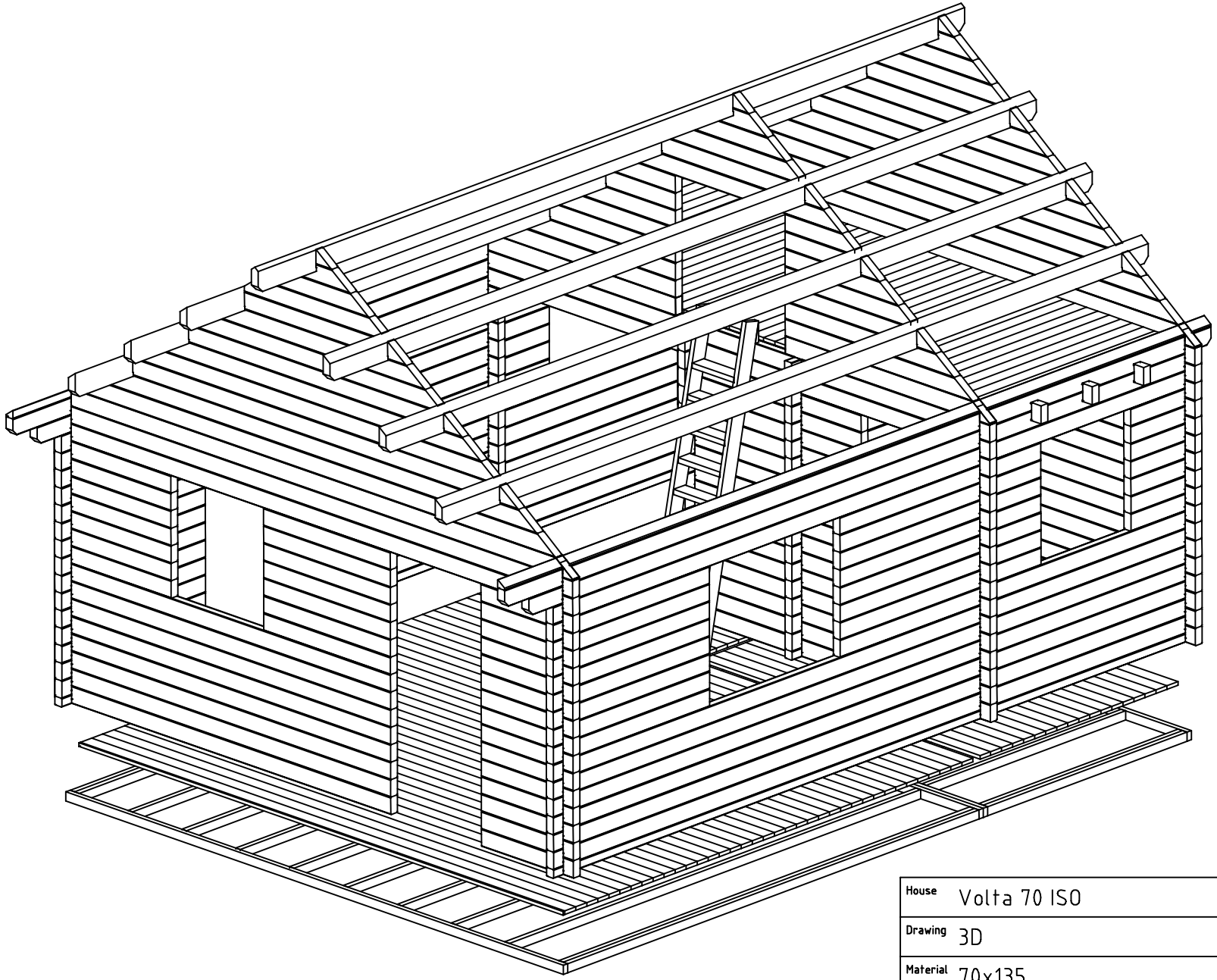

House	Volta 70 ISO	Sheet	2
Drawing	3D	Scale	
Material	70x135	Date	15.07.2019
Drawer	RP	File	Volta 70 ISO 3D.dwg

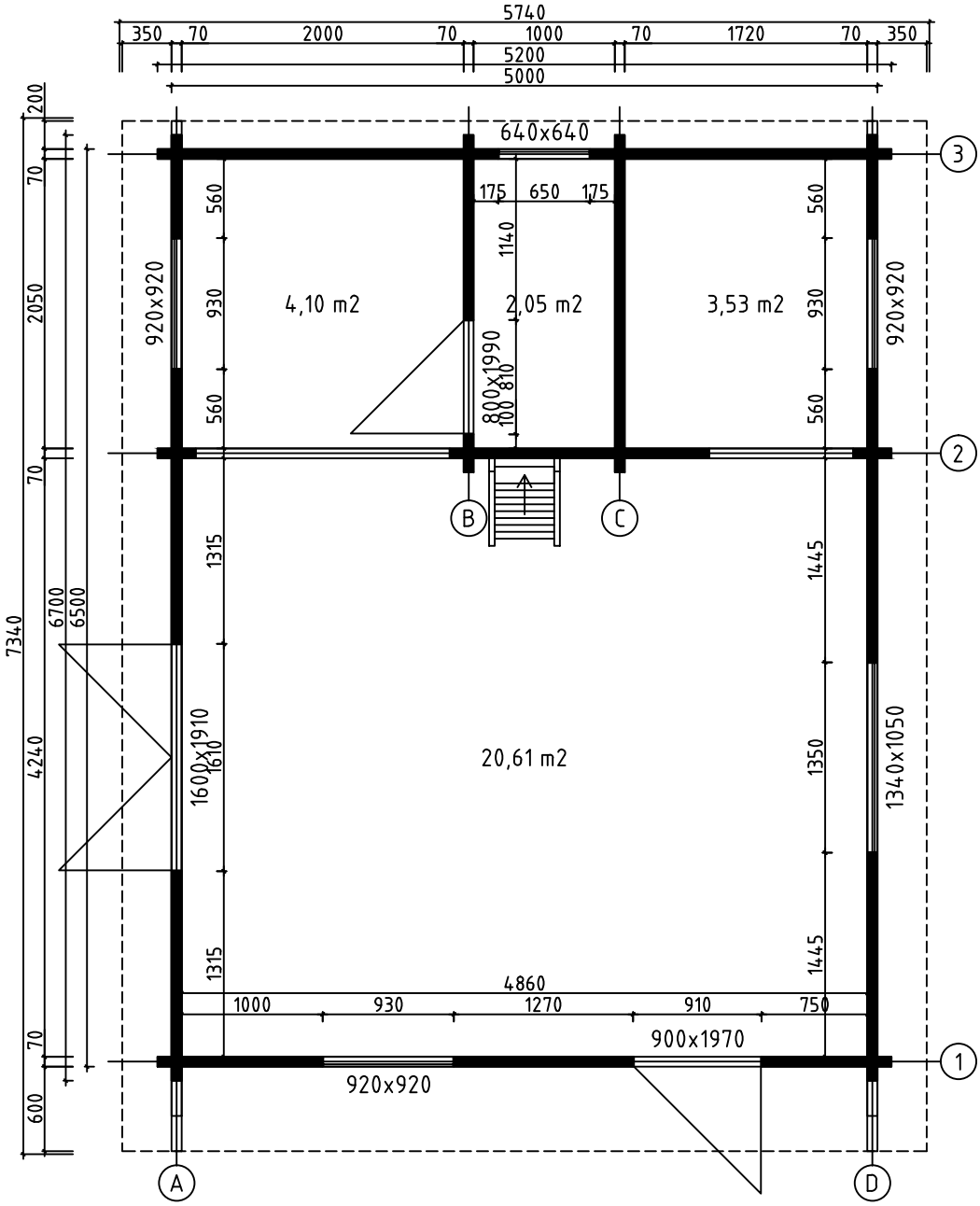

House	Volta 70 ISO	Sheet	3
Drawing	GROUNDPLAN	Scale	1:50
Material	70x135	Date	15.07.2019
Drawer	RP	File	Volta 70 ISO.dwg

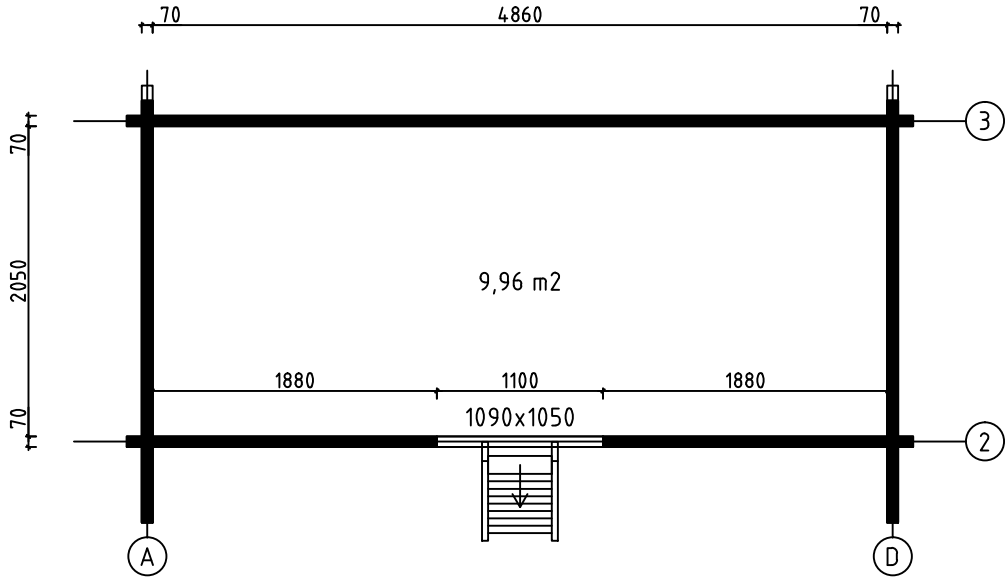

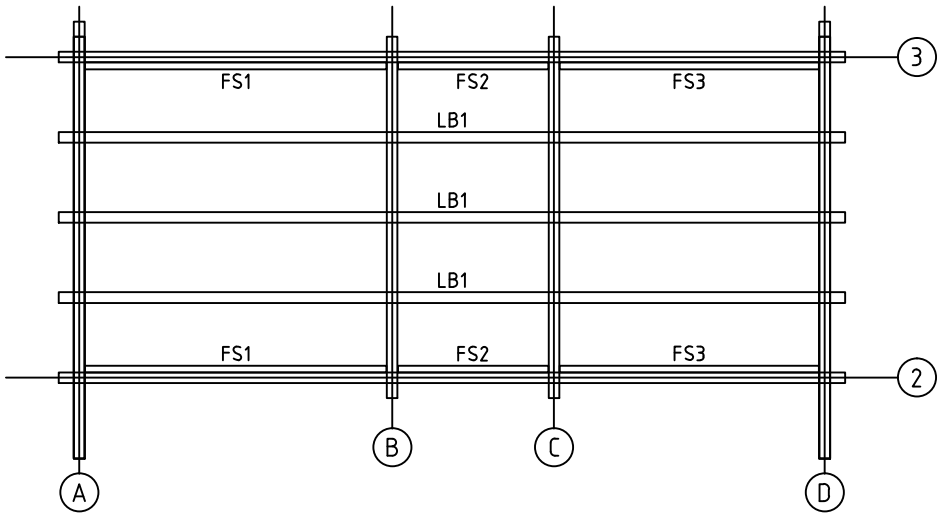

LOFT FLOOR BEAM

House	Volta 70 ISO	Sheet	4
Drawing	LOFT FLOOR	Scale	1:50
Material	70x135 70x140, 45x70	Date	15.07.2019
Drawer	RP	File	Volta 70 ISO.dwg

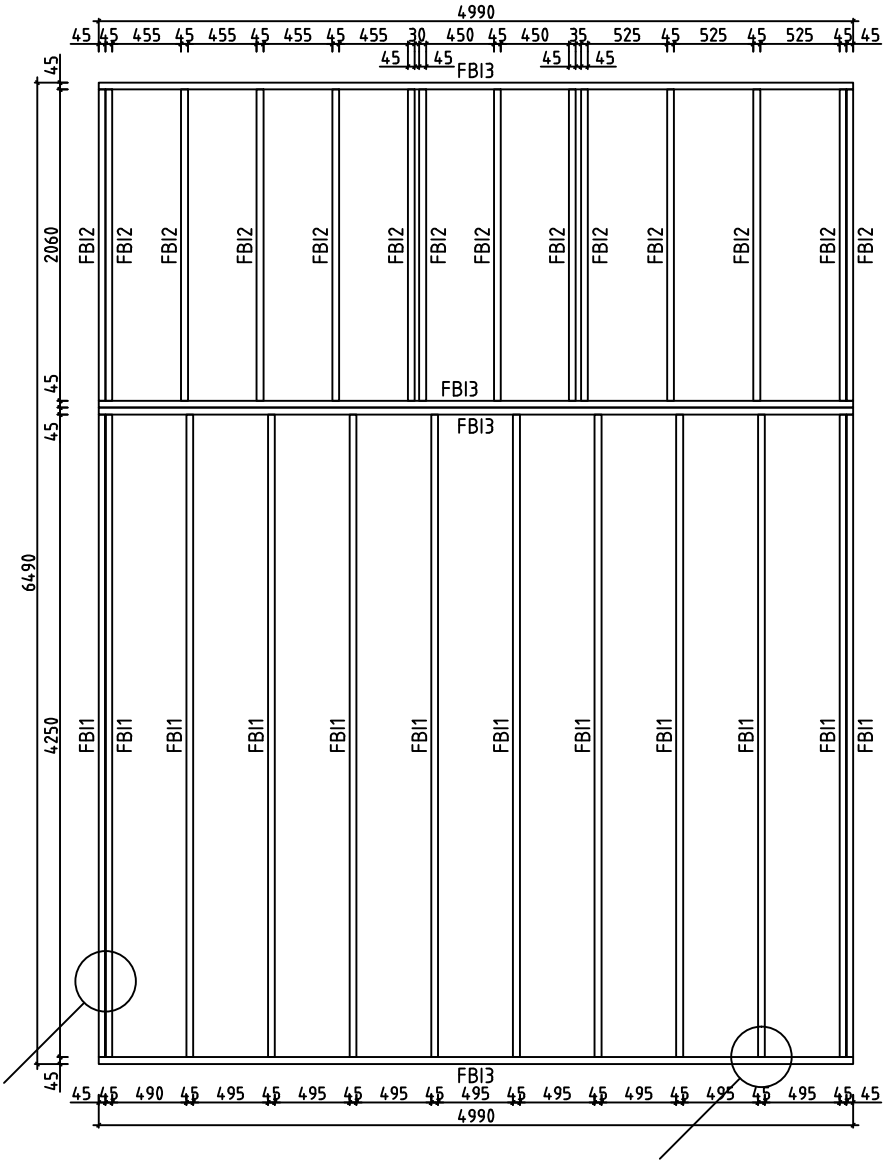

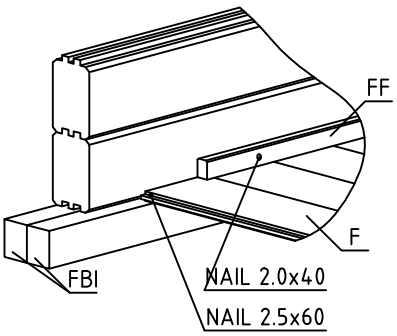

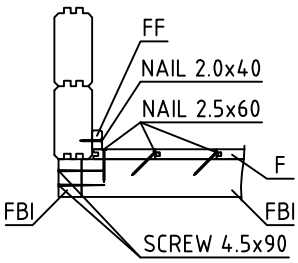

House	Volta 70 ISO	Sheet	5
Drawing	FLOORBEAMS	Scale	1:50
Material	45x70	Date	15.07.2019
Drawer	RP	File	Volta 70 ISO.dwg

LOFT FLOOR BOARD





House	Volta 70 ISO	Sheet	6
Drawing	FLOORBOARD	Scale	1:50
Material	28x114	Date	15.07.2019
Drawer	RP	File	Volta 70 ISO.dwg

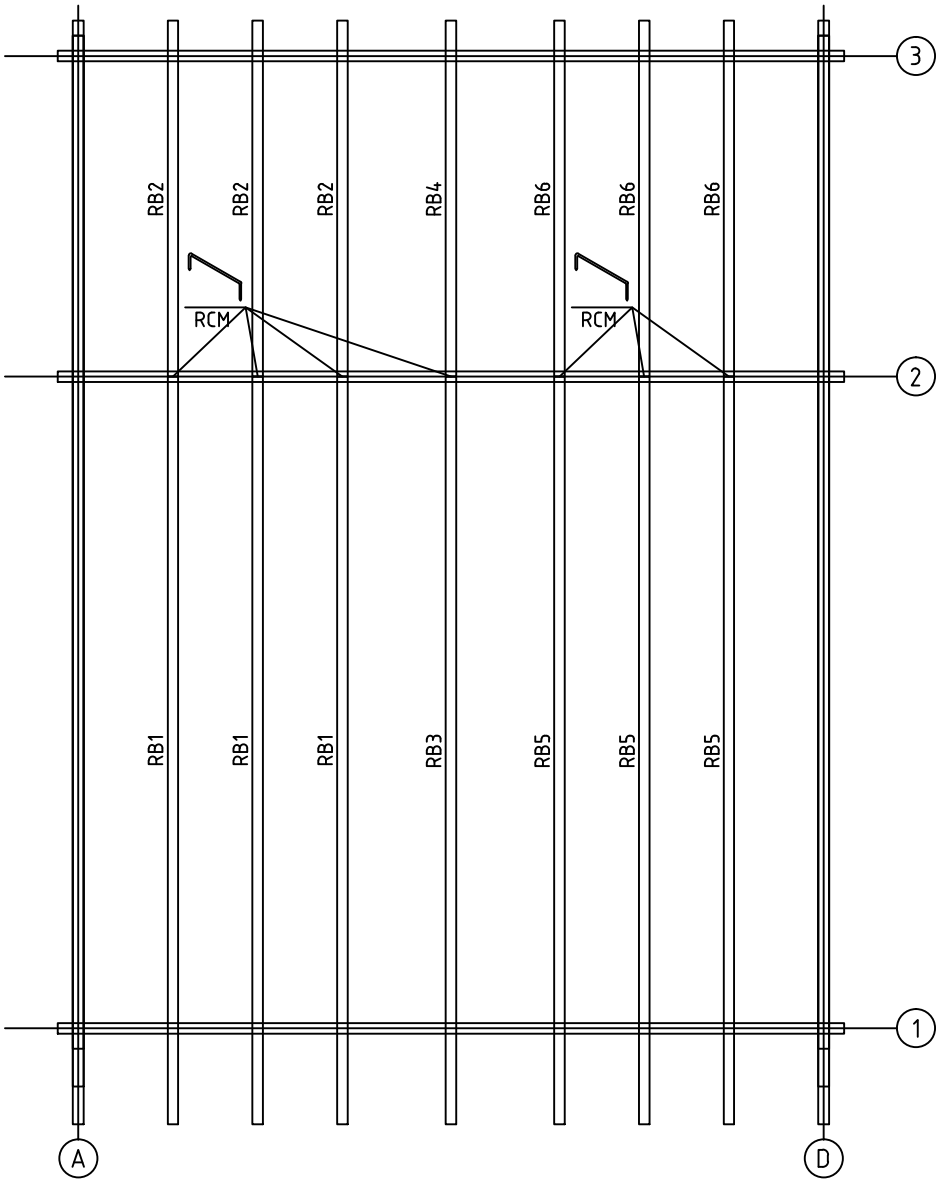

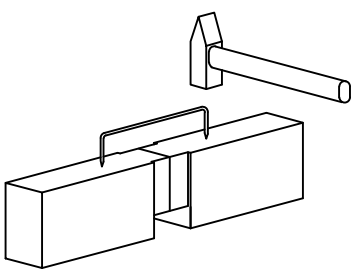

House	Volta 70 ISO	Sheet	7
Drawing	ROOFBEAMS	Scale	1:50
Material	68x190	Date	15.07.2019
Drawer	RP	File	Volta 70 ISO.dwg

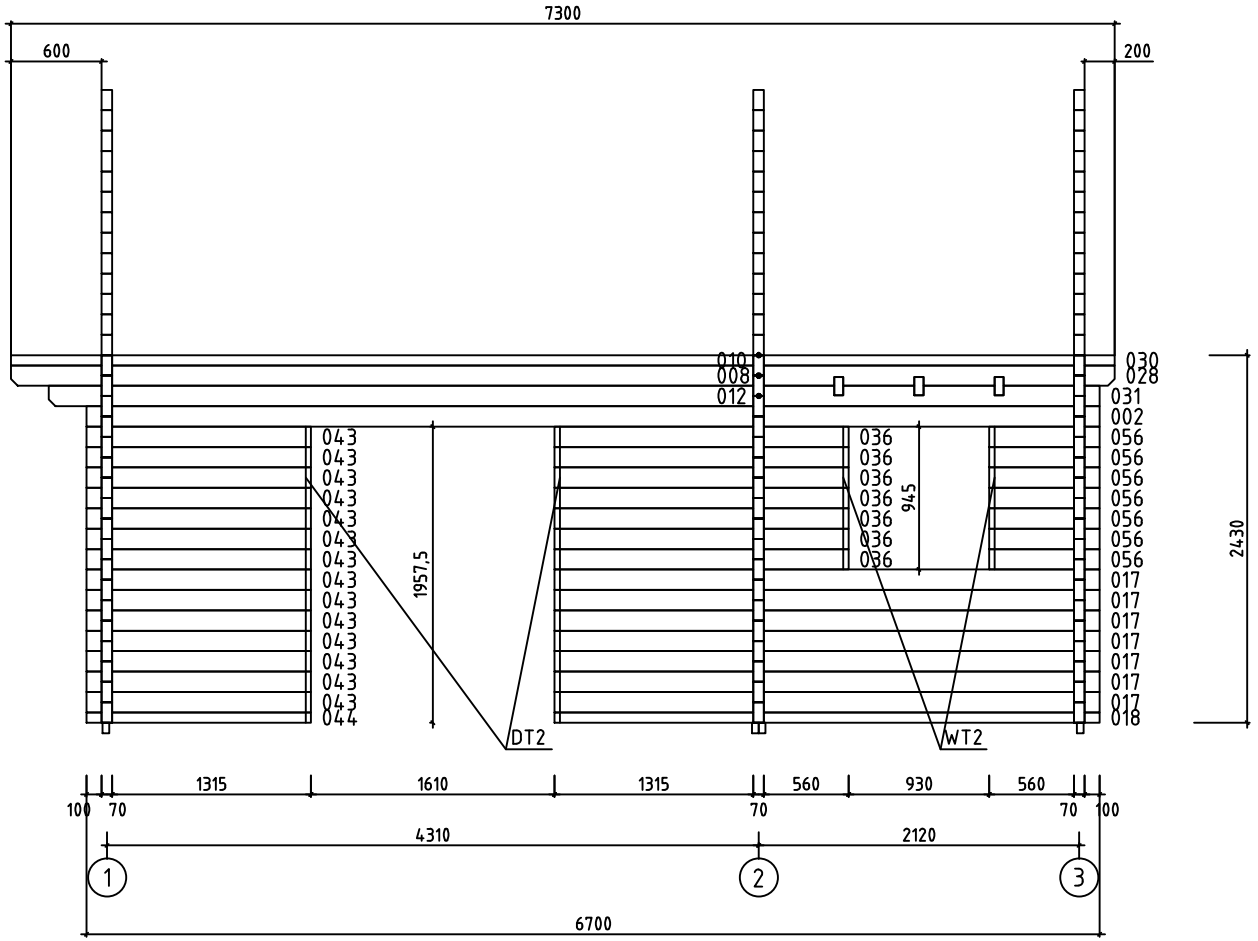

Wall A

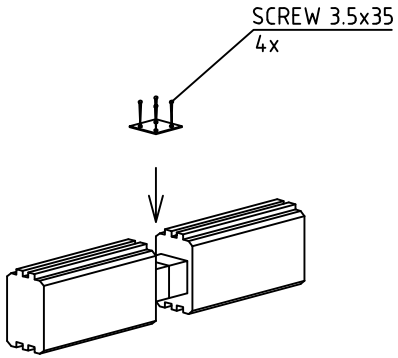

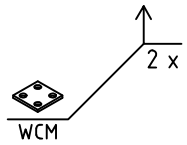

House	Volta 70 ISO	Sheet	8
Drawing	WALL A	Scale	1:50
Material	70x135	Date	15.07.2019
Drawer	RP	File	Volta 70 ISO.dwg

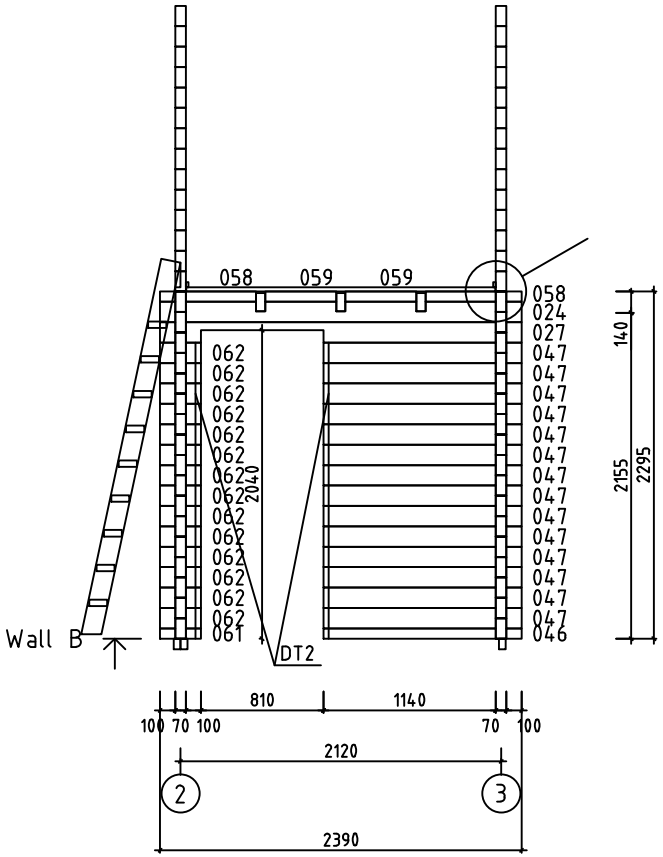

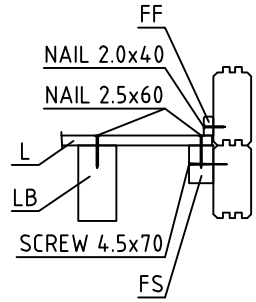

House	Volta 70 ISO	Sheet	9
Drawing	WALL B	Scale	1:50
Material	70x135	Date	15.07.2019
Drawer	RP	File	Volta 70 ISO.dwg

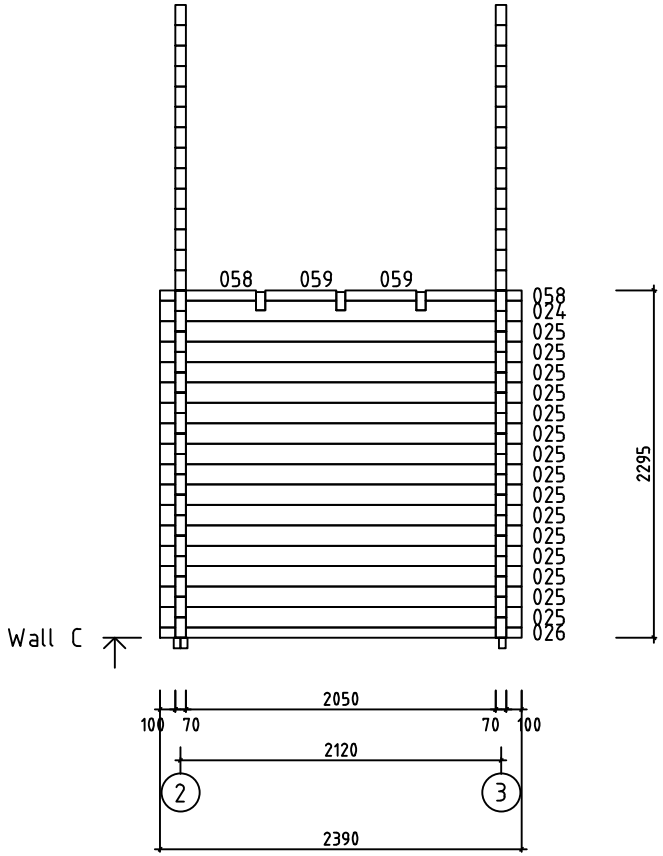

House	Volta 70 ISO	Sheet	10
Drawing	WALL C	Scale	1:50
Material	70x135	Date	15.07.2019
Drawer	RP	File	Volta 70 ISO.dwg

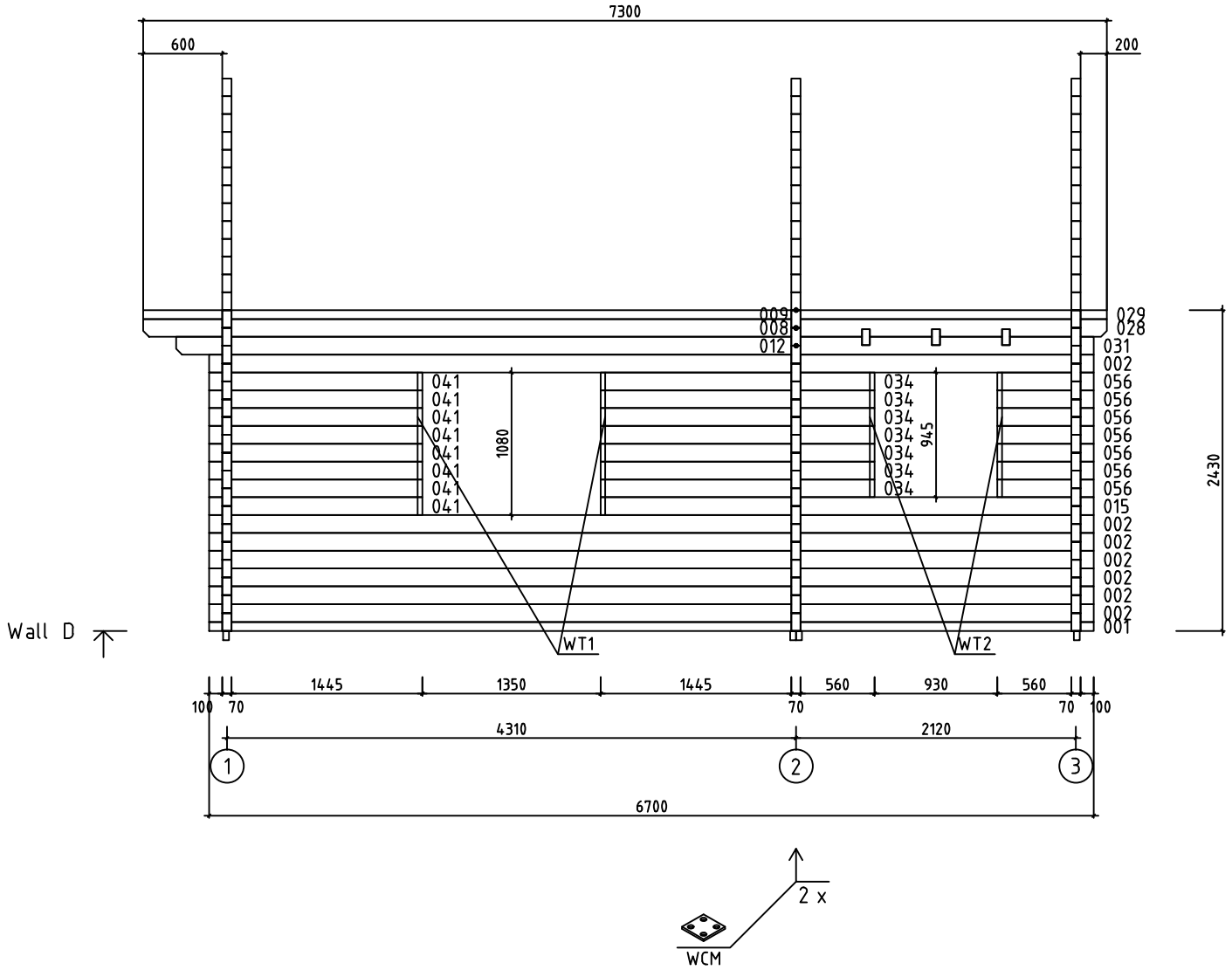

House	Volta 70 ISO	Sheet	11
Drawing	WALL D	Scale	1:50
Material	70x135	Date	15.07.2019
Drawer	RP	File	Volta 70 ISO.dwg

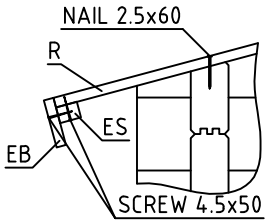

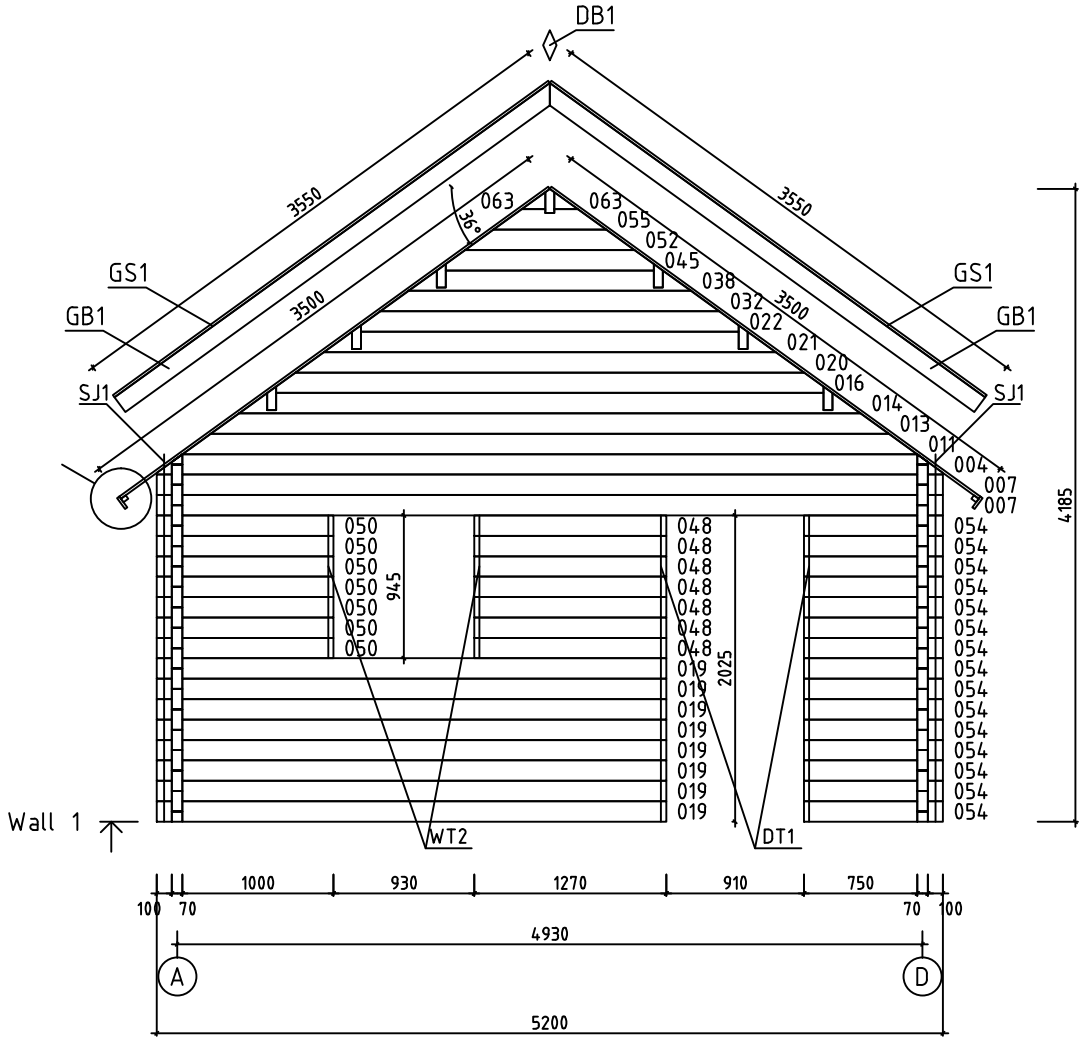

House	Volta 70 ISO	Sheet	12
Drawing	WALL 1	Scale	1:50
Material	70x135	Date	15.07.2019
Drawer	RP	File	Volta 70 ISO.dwg

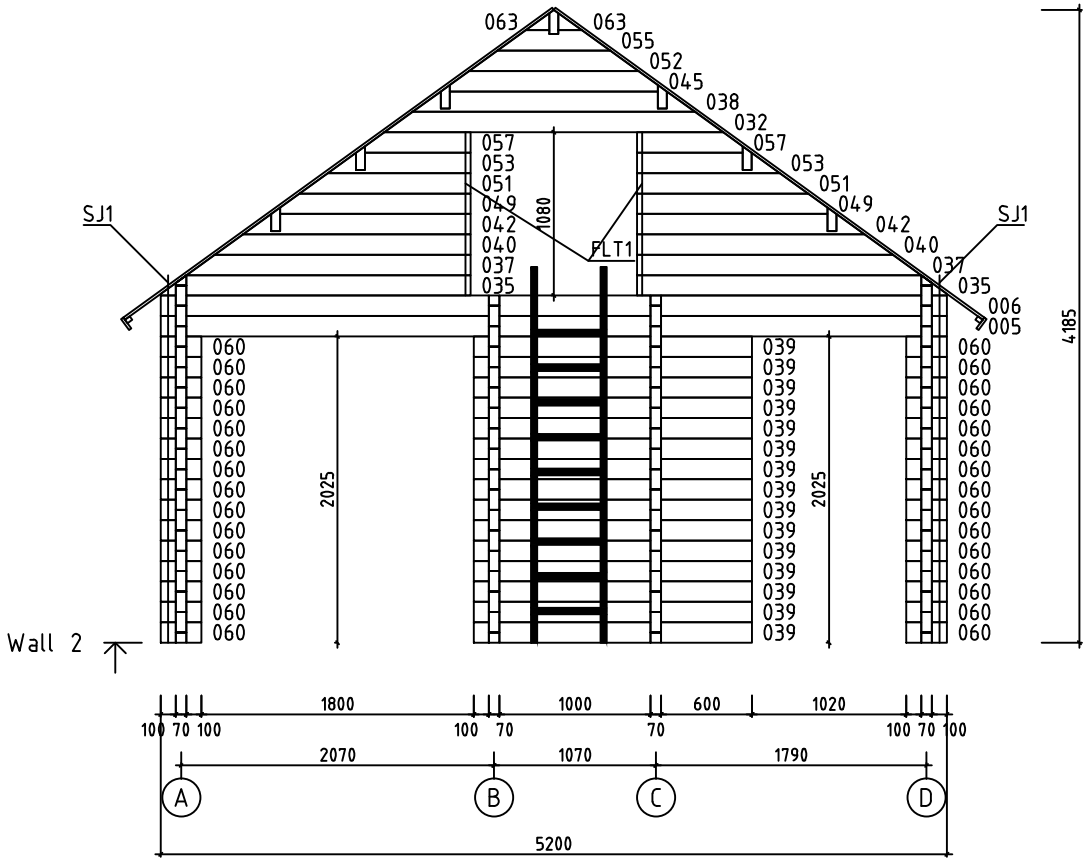

House	Volta 70 ISO	Sheet	13
Drawing	WALL 2	Scale	1:50
Material	70x135	Date	15.07.2019
Drawer	RP	File	Volta 70 ISO.dwg

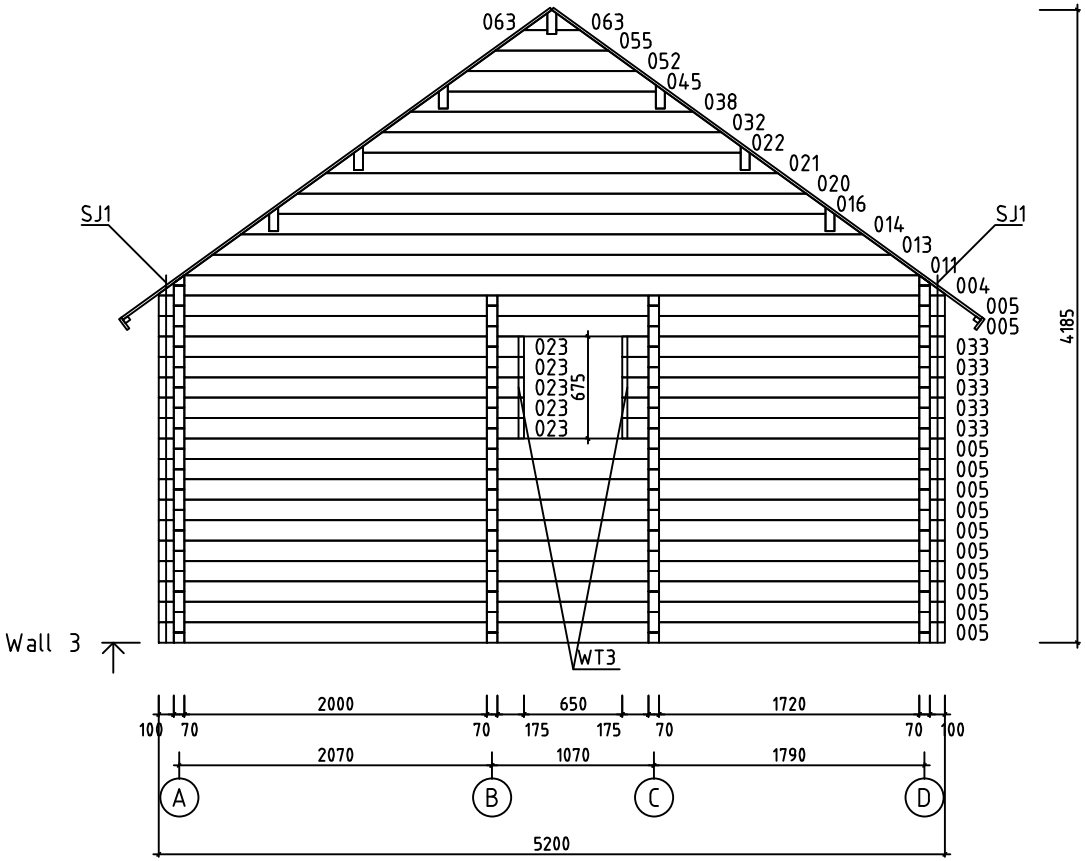

House	Volta 70 ISO	Sheet	14
Drawing	WALL 3	Scale	1:50
Material	70x135	Date	15.07.2019
Drawer	RP	File	Volta 70 ISO.dwg

Pos	Specification-Bestimmung-Spécification	PCS	Profile (mm)	L (mm)
001		1	70x68	6700
002		8	70x135	6700
003	SPARE BEAM-ERZATZBOHLE-MADRIER DE RÉSERVE 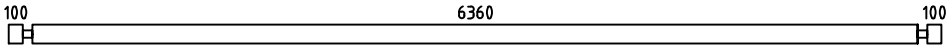	1	70x135	6700
005		13	70x135	5200
006	 PM	1	70x135	5200
007	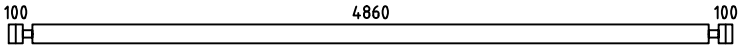	2	70x135	5200
008		2	70x135	4945
009	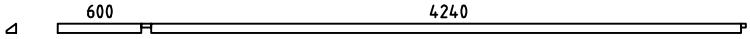	1	70x68	4945
010		1	70x68	4945
012	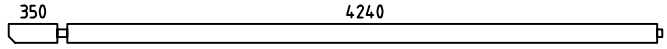	2	70x135	4695
015		1	70x135	3735
017		7	70x135	3605
018		1	70x68	3605
019	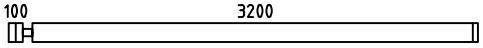	8	70x135	3370
023	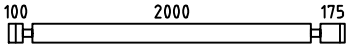	5	70x135	2415
024	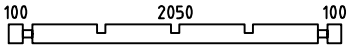	2	70x135	2390
025	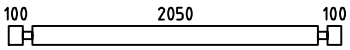	15	70x135	2390
026	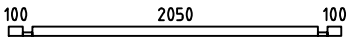	1	70x68	2390
027	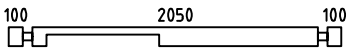	1	70x135	2390
028	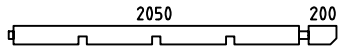	2	70x135	2355
029	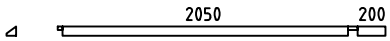	1	70x68	2355
030	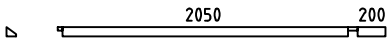	1	70x68	2355
031	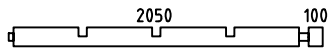	2	70x135	2255
033	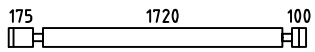	5	70x135	2135
034		7	70x135	2075

House Volta 70 ISO	Material	File Volta 70 ISO.dwg	Sheet 15

Pos	Specification-Bestimmung-Spécification	PCS	Profile (mm)	L (mm)
036		7	70x135	1945
039		15	70x135	1840
041	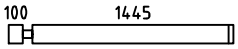	8	70x135	1615
043		14	70x135	1485
044	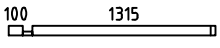	1	70x68	1485
046	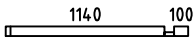	1	70x68	1310
047		14	70x135	1310
048		7	70x135	1270
050		7	70x135	1170
054		15	70x135	920
056	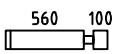	14	70x135	730
058	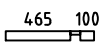	4	70x68	635
059		4	70x68	470
060		30	70x135	270
061		1	70x68	270
062		14	70x135	270
W1-1 W3-1	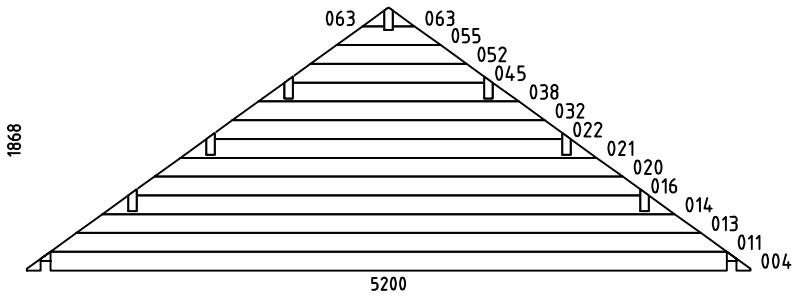	2	70x1868	5200
W2-1	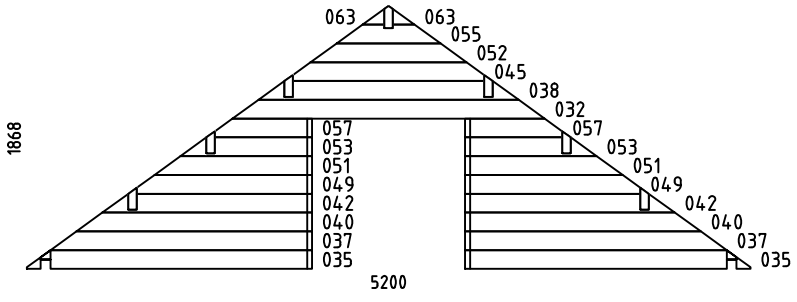	1	70x1868	5200
HB	HIT BLOCK-SCHLAGHÖLZER-MADRIERS D´ASSEMBLAGE 	3	70x135	300

House Volta 70 ISO	Material	File Volta 70 ISO.dwg	Sheet 16

Pos	Specification-Bestimmung-Spécification	PCS	Profile (mm)	L (mm)
LB1	LOFT FLOOR BEAM-SCHLAFBODENBALKEN-SOLIVES DE L´ETAGE 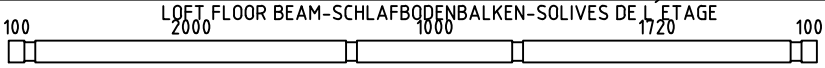	3	70x140	5200
FBI3	FLOORBEAMS-FUSSBODENBALKEN-POUTRES DE FONDATION IMPRÉGNÉS IMM	4	45x70	4990
FBI1	FLOORBEAMS-FUSSBODENBALKEN-POUTRES DE FONDATION IMPRÉGNÉS IMM	12	45x70	4250
FBI2	FLOORBEAMS-FUSSBODENBALKEN-POUTRES DE FONDATION IMPRÉGNÉS IMM	14	45x70	2060
FS1	LOFT FLOOR FIXING SLAT-SCHLAFBODEN BEFESTIGUNGSLEISTE-BAGUETTES POUR FIXER LES PLANCHER DE L´ETAGE 	2	45x70	1995
FS3	LOFT FLOOR FIXING SLAT-SCHLAFBODEN BEFESTIGUNGSLEISTE-BAGUETTES POUR FIXER LES PLANCHER DE L´ETAGE 	2	45x70	1715
FS2	LOFT FLOOR FIXING SLAT-SCHLAFBODEN BEFESTIGUNGSLEISTE-BAGUETTES POUR FIXER LES PLANCHER DE L´ETAGE 	2	45x70	995
RB1	ROOFBEAMS-DACHBALKEN-SOLIVES DE PLAFOND 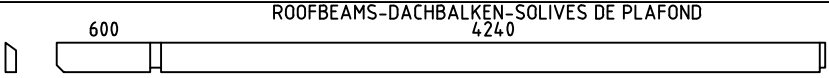	3	68x190	4945
RB5	ROOFBEAMS-DACHBALKEN-SOLIVES DE PLAFOND 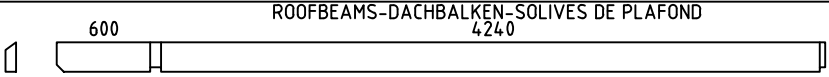	3	68x190	4945
RB3	ROOFBEAMS-DACHBALKEN-SOLIVES DE PLAFOND 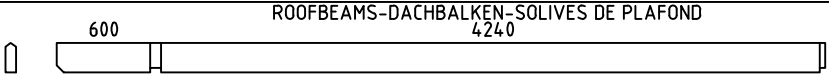	1	68x190	4945
RB2	ROOFBEAMS-DACHBALKEN-SOLIVES DE PLAFOND 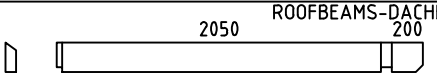	3	68x190	2355
RB6	ROOFBEAMS-DACHBALKEN-SOLIVES DE PLAFOND 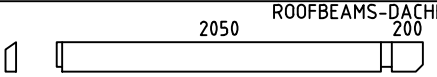	3	68x190	2355
RB4	ROOFBEAMS-DACHBALKEN-SOLIVES DE PLAFOND 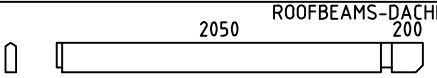	1	68x190	2355
F1	FLOORBOARD-FUSSBODENBRETT-PLANCHER  or-oder-ou	38+1 50+1	28x114 28x88	4855
F2	FLOORBOARD-FUSSBODENBRETT-PLANCHER  or-oder-ou	18+1 24+1	28x114 28x88	1995
F3	FLOORBOARD-FUSSBODENBRETT-PLANCHER  or-oder-ou	18+1 24+1	28x114 28x88	1715
F4	FLOORBOARD-FUSSBODENBRETT-PLANCHER  or-oder-ou	18+1 24+1	28x114 28x88	995
L1	LOFT FLOOR BOARD-SCHLAFBODENBRETTER-PLANCHER  or-oder-ou	43+1 56+1	28x114 28x88	2045
R1	ROOFBOARD-DACHBRETT-VOLIGES  or-oder-ou	130+2 170+2	18x114 18x88	3500
FF1	FLOOR FILLET-FUSSBODENLEISTE-BAGUETTE DE FINITION DE PLANCHER 		18x35	54m
GB1	GABLE BOARD-GIEBELBLENDE-PLANCHE DE RIVE 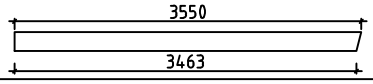	4	18x120	3550
GS1	ROOF FELT FILLET-GIEBELLEISTE-BAGUETTES POUR FIXER LES PLANCHES DE RIVE 	4	18x70	3550
EB1	EAVE BOARD-TRAUFBRETT-LATTES SOUS VOLIGES 	4	18x90	3650
ES1	EAVE SLAT-TRAUFENLEISTE-BAGUETTES POUR FIXER LES LATTES SOUS VOLIGES 	4	30x40	3650
DB1	DIAMOND-RAUTE-ELÉMENTS DE DÉCORATION 	2	18x90	200

House Volta 70 ISO	Material	File Volta 70 ISO.dwg	Sheet 17

Pos	Specification-Bestimmung-Spécification	PCS	Profile (mm)	L (mm)
DT1	DOOR ASSEMBLING PROFILE-TÜR INSTALLIERUNGSPROFIL -TASSEAU DE FIXATION POUR PORTES	2	18x25	1970
DT2	DOOR ASSEMBLING PROFILE-TÜR INSTALLIERUNGSPROFIL -TASSEAU DE FIXATION POUR PORTES	4	18x25	1910
WT1	WINDOW ASSEMBLING PROFILE-FENSTER INSTALLIERUNGSPROFIL -TASSEAU DE FIXATION POUR FENÉTRE	2	18x25	1050
WT2	WINDOW ASSEMBLING PROFILE-FENSTER INSTALLIERUNGSPROFIL -TASSEAU DE FIXATION POUR FENÉTRE	6	18x25	920
WT3	WINDOW ASSEMBLING PROFILE-FENSTER INSTALLIERUNGSPROFIL -TASSEAU DE FIXATION POUR FENÉTRE	2	18x25	640
FLT1	ASSEMBLING PROFILE-INSTALLIERUNGSPROFIL-TASSEAU DE FIXATION	2	18x25	1050
RCM	ROOFBEAMS CONNECTING METAL-DACHBALKEN BEFESTIGUNGSMETALLE -CONNECTEUR MÉTALLIQUE POUR SOLIVES DE PLAFOND	7	⌀6.0	200
WCM	WALLBEAMS CONNECTING METAL-WANDBOHLEN BEFESTIGUNG -METALLE-PATTE D´ASSEMBLAGE	4	50	50
SJ1	SCREW JOINT-GEWINDESTANGE -TIGES FILETÉS	6	M10	2370
	NAIL-NAGEL-CLOUS FOR-FÜR-POUR COATING FOR ROOF-BESCHICHTUNG FÜR DACH-REVÉTEMENT DE TOIT	730	⌀2.5	20
	NAIL-NAGEL-CLOUS FOR-FÜR-POUR FF1	120	⌀2.0	40
	NAIL-NAGEL-CLOUS FOR-FÜR-POUR F1, F2, F3, F4, L1, R1	1950	⌀2.5	60
	SCREWS-SCHRAUBEN-VIS FOR-FÜR-POUR WCM	16	⌀3.5	35
	SCREWS-SCHRAUBEN-VIS FOR-FÜR-POUR GB1, GS1, EB1, ES1, DB1	100	⌀4.5	50
	SCREWS-SCHRAUBEN-VIS FOR-FÜR-POUR FS1, FS2, FS3	30	⌀4.5	70
	SCREWS-SCHRAUBEN-VIS FOR-FÜR-POUR 001, 009, 010, 018, 026, 029, 030, 044, 046, 058, 059, 061, FBI1, FBI2, FBI3	150	⌀4.5	90
	SCREWS-SCHRAUBEN-VIS FOR-FÜR-POUR W1-1, W2-1, W3-1, LB1 RB1, RB2, RB3, RB4, RB5, RB6	120	⌀6.0	160
	COATING FOR ROOF-BESCHICHTUNG FÜR DACH-REVÉTEMENT DE TOIT	4,0	R = 15m	
	STAIRS-TREPPE-ESCALIER	1	500	2540
	DOUBLEDOOR-DOPPELTÜR-DOUBLE PORTE (right-rechts-droit) ORT__1H P	1	1600	1910
		1		
		1		
		1		

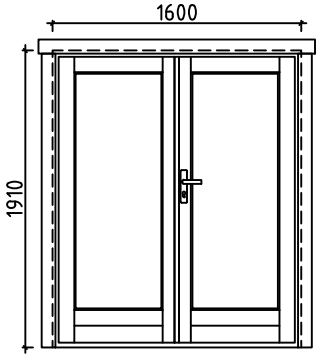

House Volta 70 ISO	Material	File Volta 70 ISO.dwg	Sheet 18

Pos	Specification-Bestimmung-Spécification	PCS	Profile (mm)	L (mm)
	DOOR-TÜR-PORTE (right-rechts-droit) ORT__1H P	1	900	1970
	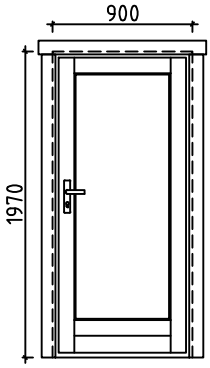 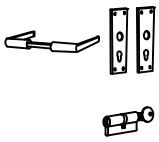	1 1		
	INNER DOOR-INNENTÜR-PORTE INTÉRIEURE (right-rechts-droit) AST P	1	800	1990
	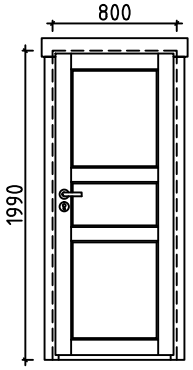 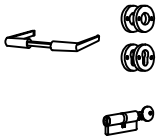	1 1		
	DDOUBLE WINDOW-DOPPEL FENSTER-DOUBLE FENÉTRE (right-rechts-droit) ORT__1H P	1	1340	1050
	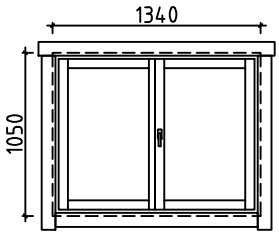 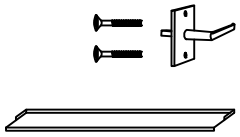	1 1		
	WINDOW-FENSTER-FENÉTRE (2x right-rechts-droit; 1x left-links-gauche) ORT__1H P+V	2+1	920	920
	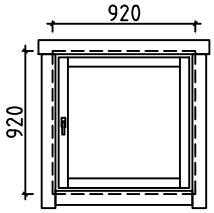 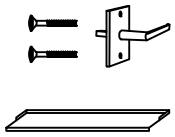	3 3		
	WINDOW-FENSTER-FENÉTRE (right-rechts-droit) ORT__1H P	1	640	640
	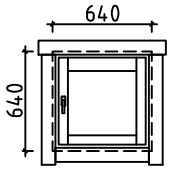 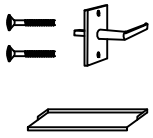	1 1		

House Volta 70 ISO	Material	File Volta 70 ISO.dwg	Sheet 19

Pos	Specification-Bestimmung-Spécification	PCS	Profile (mm)	L (mm)
	FRAME AROUND LOFT ENTRANCE-ENTRÉE DE BORD POUR LOFT 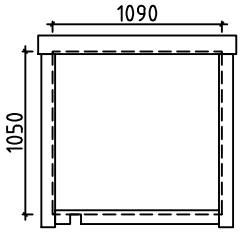	1	1090	1050

House Volta 70 ISO	Material	File Volta 70 ISO.dwg	Sheet 20

#001	D	6700	1
#002	A,D	6700	8
#003		6700	1
#004	1,3	5200	2
#005	2,3	5200	13
#006	2	5200	1
#007	1	5200	2
#008	A,D	4945	2
#009	D	4945	1
#010	A	4945	1
#011	1,3	4860	2
#012	A,D	4695	2
#013	1,3	4486	2
#014	1,3	4112	2
#015	D	3735	1
#016	1,3	3618	2
#017	A	3605	7
#018	A	3605	1
#019	1	3370	8
#020	1,3	3365	2
#021	1,3	2991	2
#022	1,3	2497	2
#023	3	2415	5
#024	B,C	2390	2
#025	C	2390	15
#026	C	2390	1
#027	B	2390	1
#028	A,D	2355	2
#029	D	2355	1
#030	A	2355	1
#031	A,D	2255	2
#032	1,2,3	2243	3
#033	3	2135	5
#034	D	2075	7
#035	2	2050	2
#036	A	1945	7
#037	2	1880	2
#038	1,2,3	1869	3
#039	2	1840	15
#040	2	1693	2
#041	D	1615	8
#042	2	1506	2
#043	A	1485	14
#044	A	1485	1
#045	1,2,3	1375	3
#046	B	1310	1
#047	B	1310	14
#048	1	1270	7
#049	2	1259	2
#050	1	1170	7
#051	2	1132	2
#052	1,2,3	1122	3
#053	2	945	2
#054	1	920	15
#055	1,2,3	748	3
#056	A,D	730	14
#057	2	698	2
#058	B,C	635	4
#059	B,C	470	4
#060	2	270	30
#061	B	270	1
#062	B	270	14
#063	1,2,3	157	6