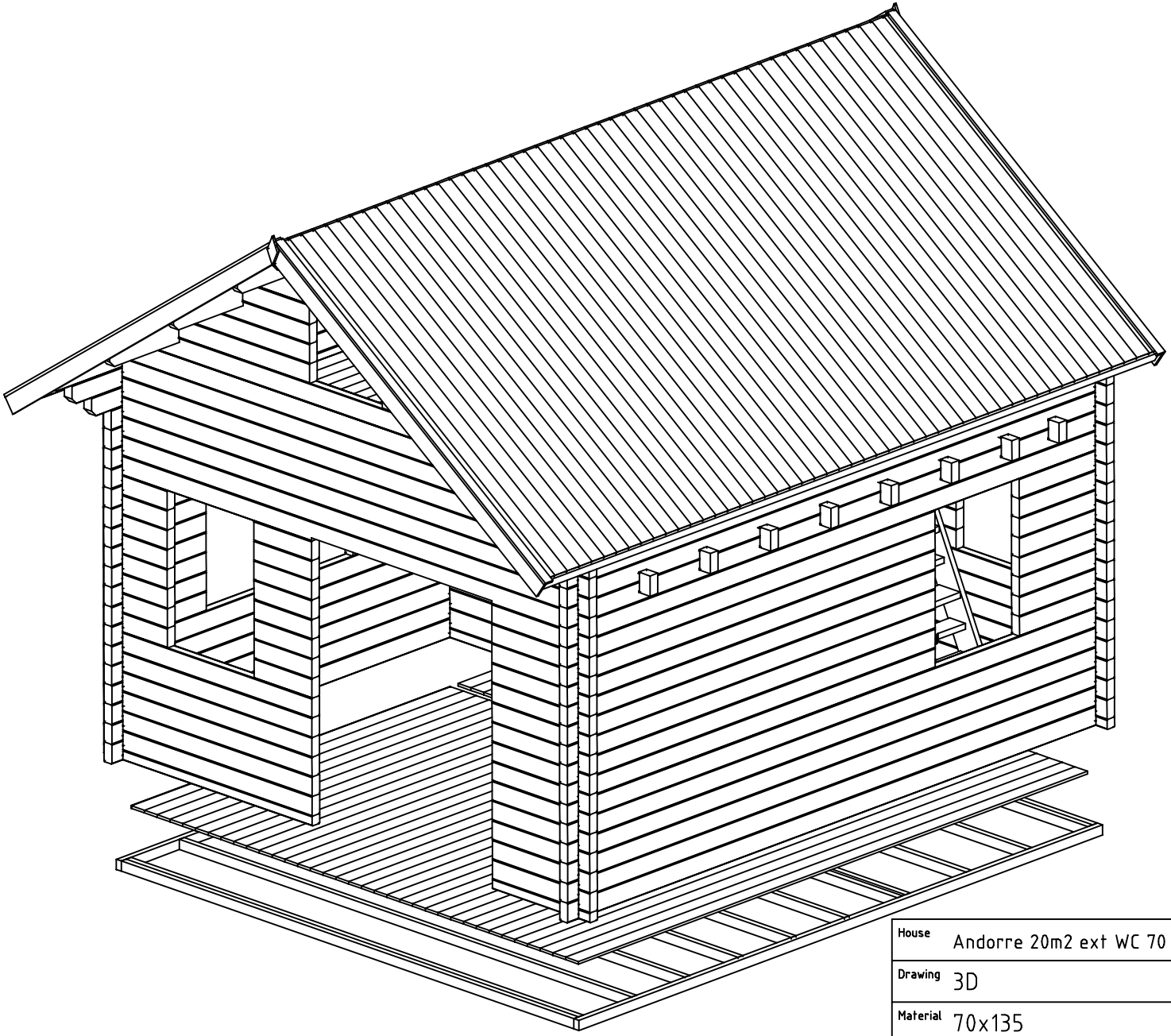

House	Andorre 20m2 ext WC 70 ISO	Sheet	1
Drawing	3D	Scale	
Material	70x135	Date	25.04.2018
Drawer	RP	File	Andorre 20m2 ext WC 70 ISO 3D.dwg

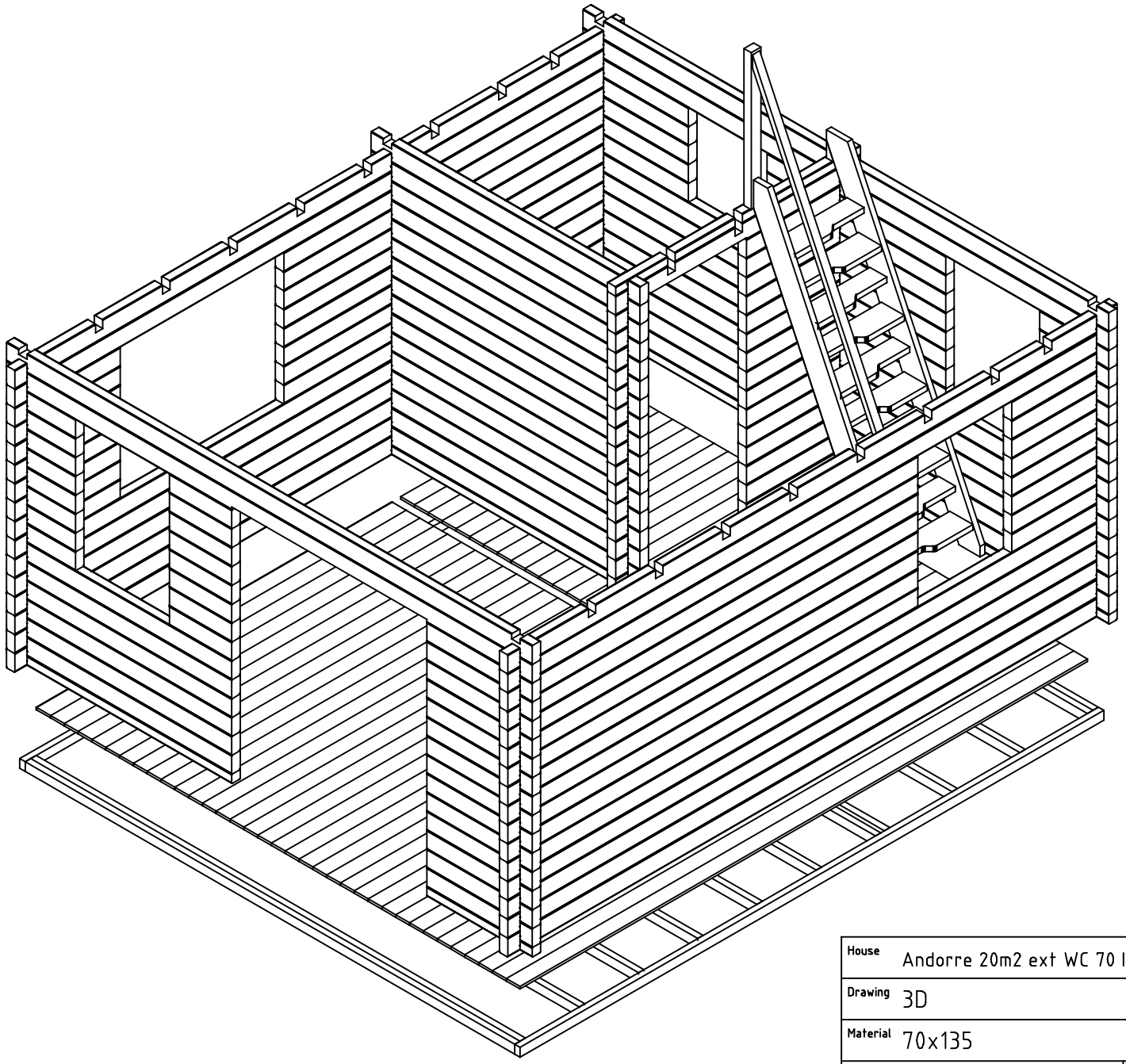

House	Andorre 20m2 ext WC 70 ISO	Sheet	2
Drawing	3D	Scale	
Material	70x135	Date	25.04.2018
Drawer	RP	File	Andorre 20m2 ext WC 70 ISO 3D.dwg

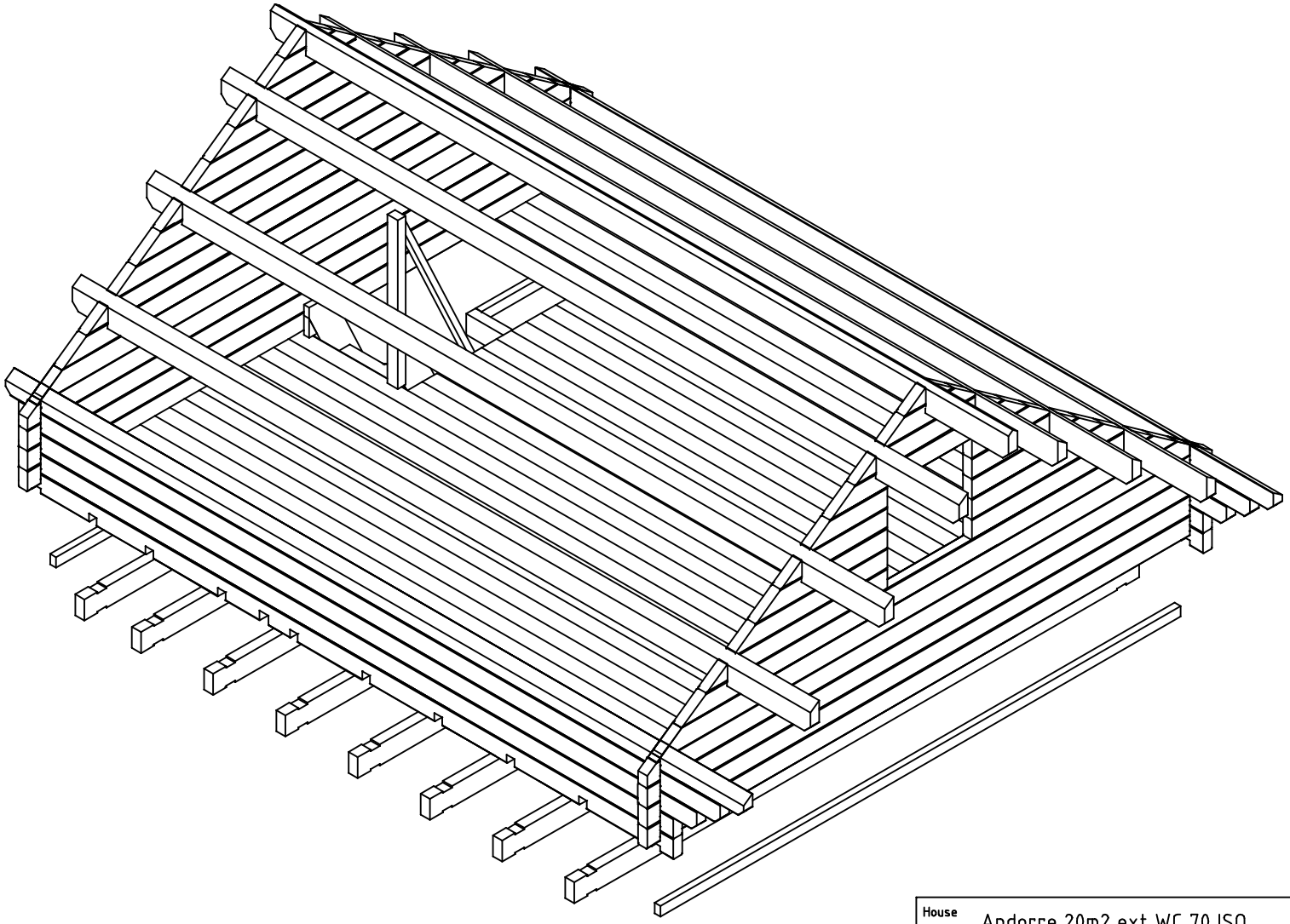

House	Andorre 20m2 ext WC 70 ISO	Sheet	3
Drawing	3D	Scale	
Material	70x135	Date	25.04.2018
Drawer	RP	File	Andorre 20m2 ext WC 70 ISO 3D.dwg

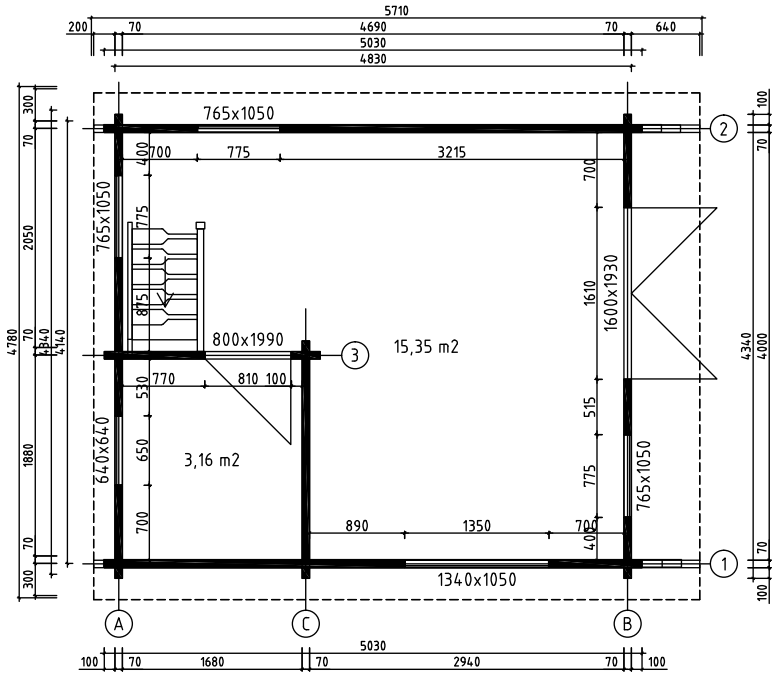

House	Andorre 20m2 ext WC 70 ISO	Sheet	4
Drawing	GROUNDPLAN	Scale	1:50
Material	70x135	Date	25.04.2018
Drawer	RP	File	Andorre 20m2 ext WC 70 ISO.dwg

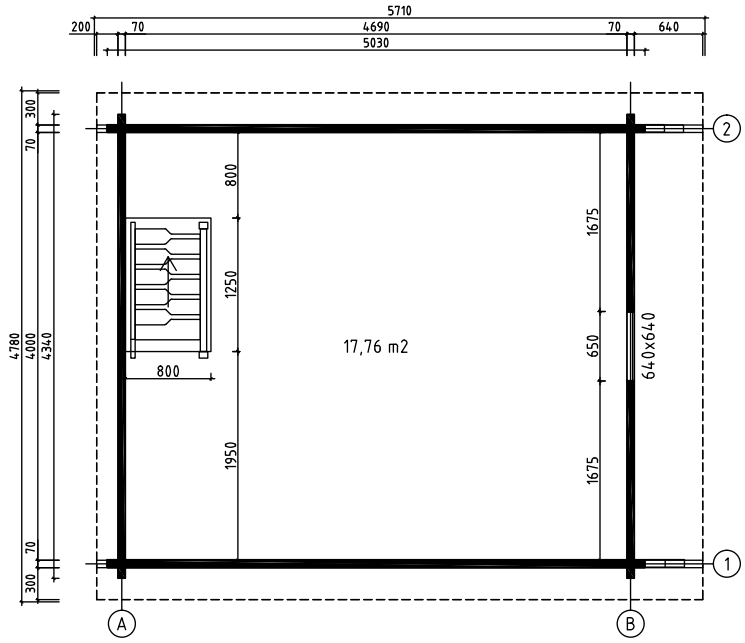

House	Andorre 20m2 ext WC 70 ISO	Sheet	5
Drawing	LOFT FLOOR	Scale	1:50
Material	70x135	Date	25.04.2018
Drawer	RP	File	Andorre 20m2 ext WC 70 ISO.dwg

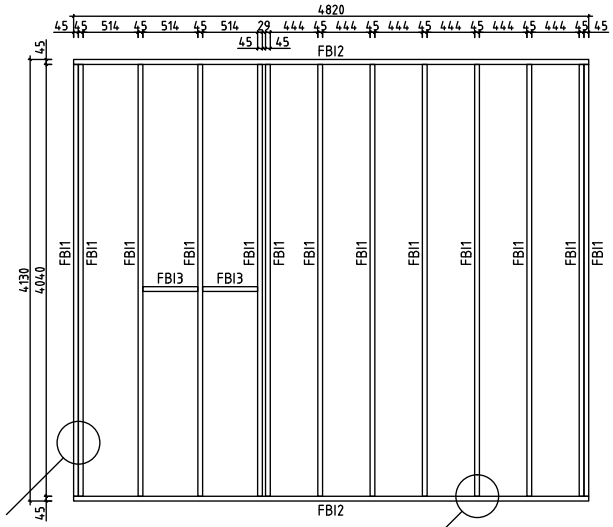

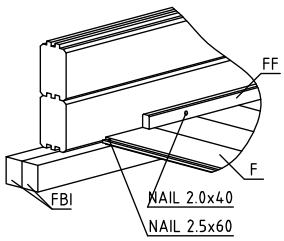

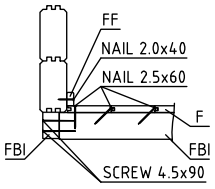

House	Andorre 20m2 ext WC 70 ISO	Sheet	6
Drawing	FLOORBEAMS	Scale	1:50
Material	45x70	Date	25.04.2018
Drawer	RP	File	Andorre 20m2 ext WC 70 ISO.dwg

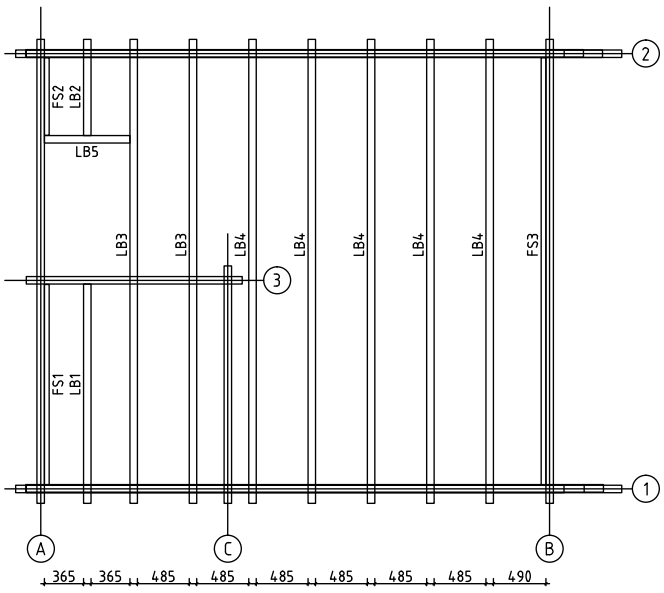

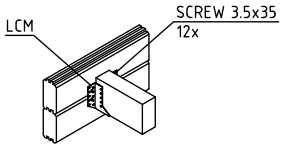

House	Andorre 20m2 ext WC 70 ISO	Sheet	7
Drawing	LOFT FLOOR BEAM	Scale	1:50
Material	70x140, 45x70	Date	25.04.2018
Drawer	RP	File	Andorre 20m2 ext WC 70 ISO.dwg

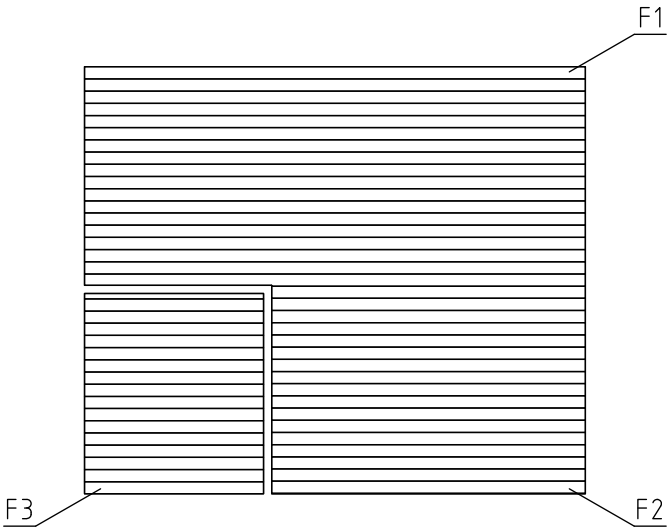

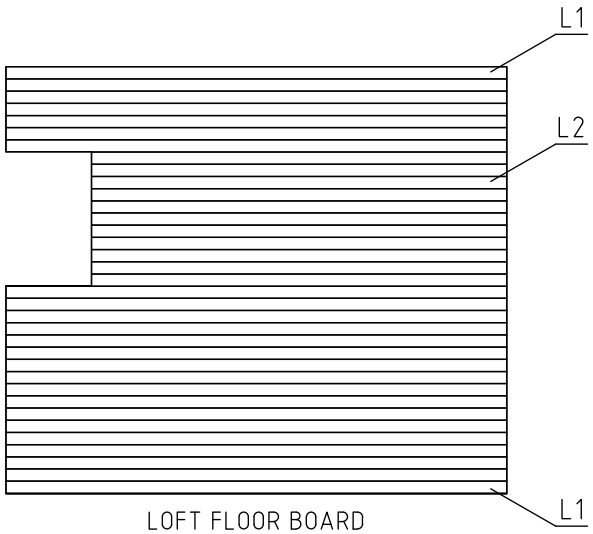

LOFT FLOOR BOARD

House	Andorre 20m2 ext WC 70 ISO	Sheet	8
Drawing	FLOORBOARD	Scale	1:50
Material	18x114	Date	25.04.2018
Drawer	RP	File	Andorre 20m2 ext WC 70 ISO.dwg

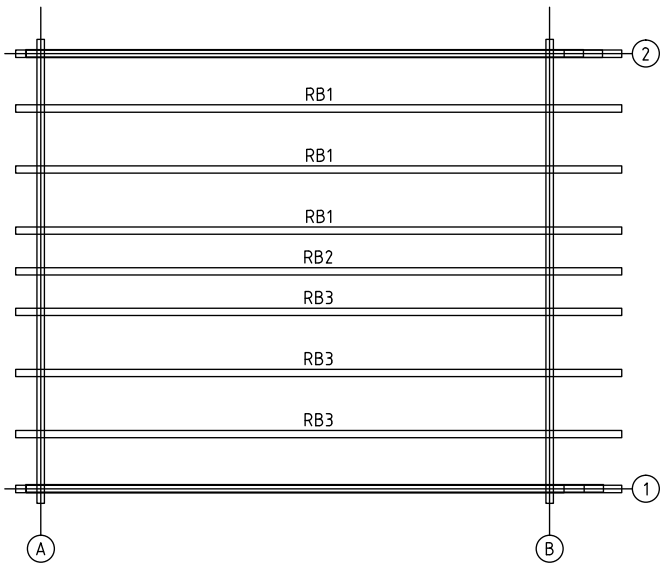

House	Andorre 20m2 ext WC 70 ISO	Sheet	9
Drawing	ROOFBEAMS	Scale	1:50
Material	68x190	Date	25.04.2018
Drawer	RP	File	Andorre 20m2 ext WC 70 ISO.dwg

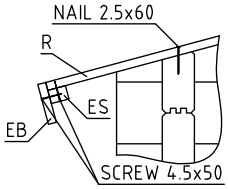

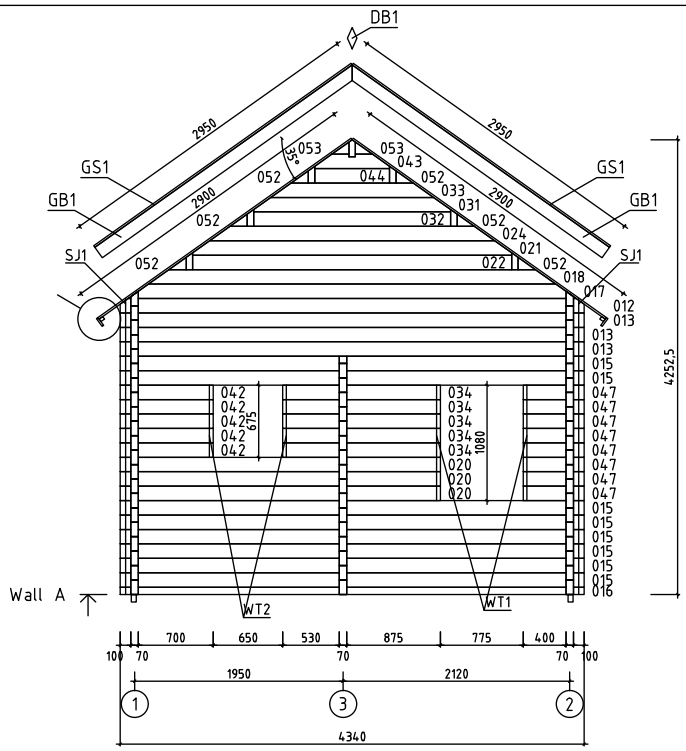

House	Andorre 20m2 ext WC 70 ISO	Sheet	10
Drawing	WALL A	Scale	1:50
Material	70x135	Date	25.04.2018
Drawer	RP	File	Andorre 20m2 ext WC 70 ISO.dwg

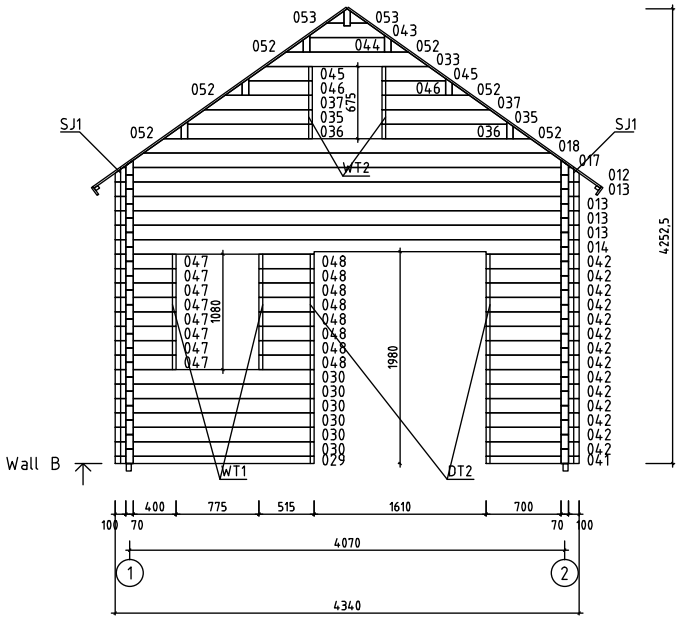

House	Andorre 20m2 ext WC 70 ISO	Sheet	11
Drawing	WALL B	Scale	1:50
Material	70x135	Date	25.04.2018
Drawer	RP	File	Andorre 20m2 ext WC 70 ISO.dwg

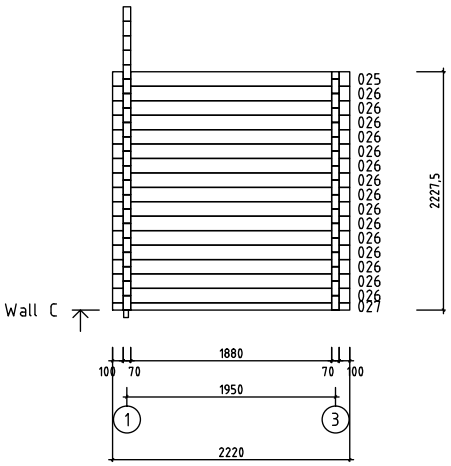

House	Andorre 20m2 ext WC 70 ISO	Sheet	12
Drawing	WALL C	Scale	1:50
Material	70x135	Date	25.04.2018
Drawer	RP	File	Andorre 20m2 ext WC 70 ISO.dwg

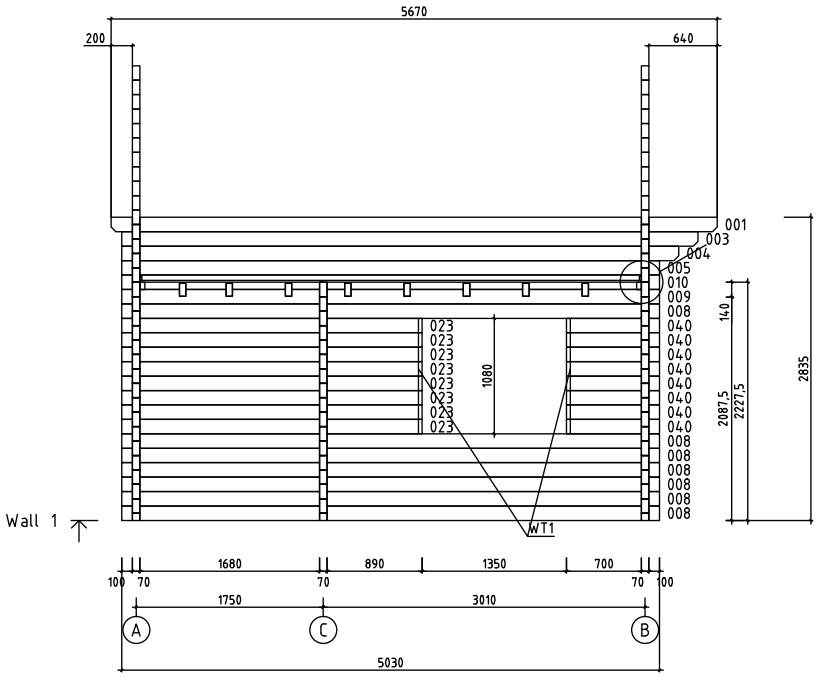

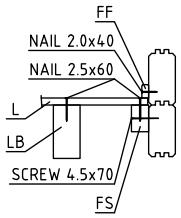

House	Andorre 20m2 ext WC 70 ISO	Sheet	13
Drawing	WALL 1	Scale	1:50
Material	70x135	Date	25.04.2018
Drawer	RP	File	Andorre 20m2 ext WC 70 ISO.dwg

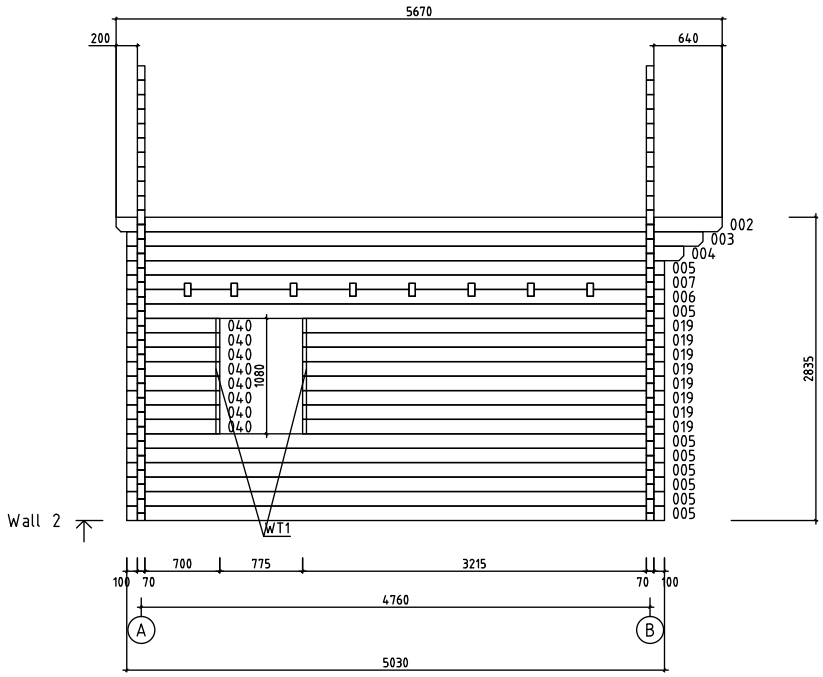

House	Andorre 20m2 ext WC 70 ISO	Sheet	14
Drawing	WALL 2	Scale	1:50
Material	70x135	Date	25.04.2018
Drawer	RP	File	Andorre 20m2 ext WC 70 ISO.dwg

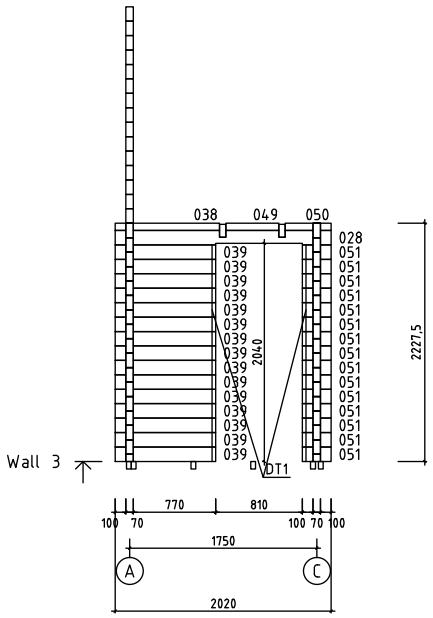

House	Andorre 20m2 ext WC 70 ISO	Sheet	15
Drawing	WALL 3	Scale	1:50
Material	70x135	Date	25.04.2018
Drawer	RP	File	Andorre 20m2 ext WC 70 ISO.dwg

Pos	Specification-Bestimmung-Spécification	PCS	Profile (mm)	L (mm)
001		1	70x135	5670
002	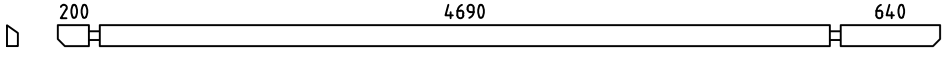	1	70x135	5670
003	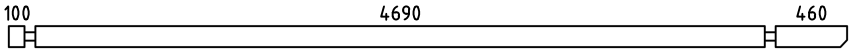	2	70x135	5390
004	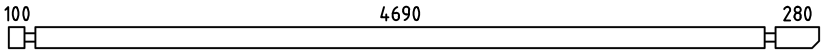	2	70x135	5210
005	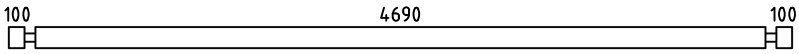	9	70x135	5030
006	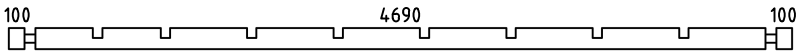	1	70x135	5030
007	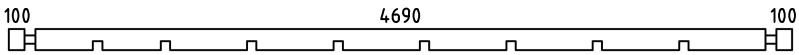	1	70x135	5030
008		7	70x135	5030
009	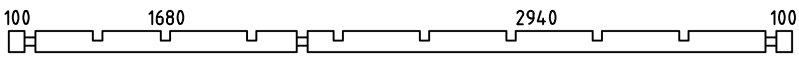	1	70x135	5030
010	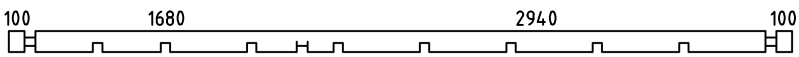	1	70x135	5030
011	SPARE BEAM-ERZATZBOHLE-MADRIER DE RÉSERVE 	1	70x135	5030
013	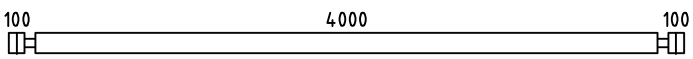	7	70x135	4340
014	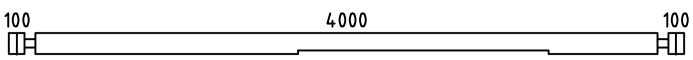	1	70x135	4340
015	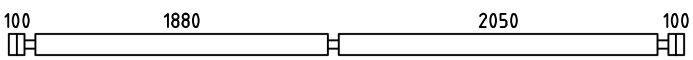	8	70x135	4340
016	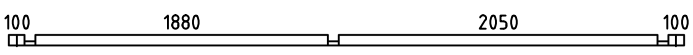	1	70x68	4340
019	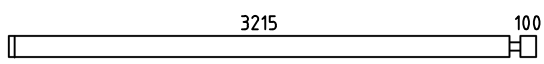	8	70x135	3385
020		3	70x135	2995
023		8	70x135	2810
025	 PM	1	70x135	2220
026		15	70x135	2220
027	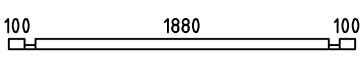	1	70x68	2220
028		1	70x135	2020
029	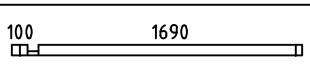	1	70x68	1860
030		6	70x135	1860
034	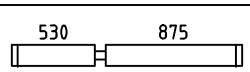	5	70x135	1475

House	Material	File	Sheet
Andorre 20m2 ext WC 70 ISO		Andorre 20m2 ext WC 70 ISO.dwg	16

Pos	Specification-Bestimmung-Spécification	PCS	Profile (mm)	L (mm)
038	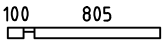	1	70x68	975
039		15	70x135	940
040		16	70x135	870
041	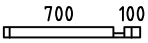	1	70x68	870
042		19	70x135	870
047	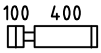	16	70x135	570
048		8	70x135	515
049		1	70x68	495
050		1	70x68	430
051		15	70x135	270
WA-1	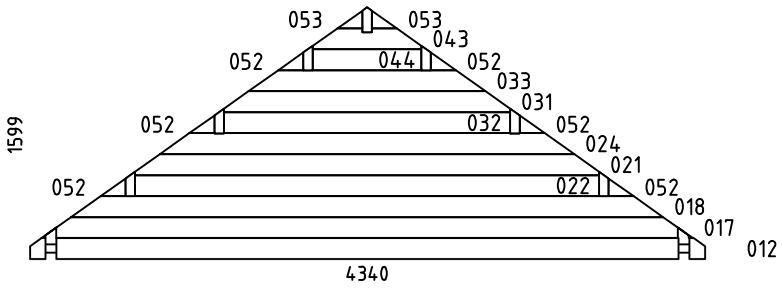	1	70x1599	4340
WB-1	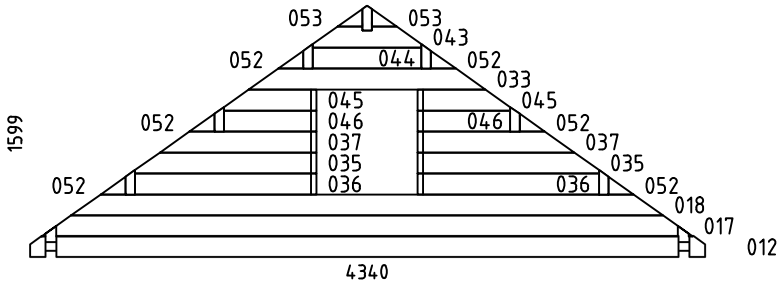	1	70x1599	4340
HB	HIT BLOCK-SCHLAGHÖLZER-MADRIERS D´ASSEMBLAGE 	2	70x135	300
LB3	LOFT FLOOR BEAM-SCHLAFBODENBALKEN-SOLIVES DE L´ETAGE 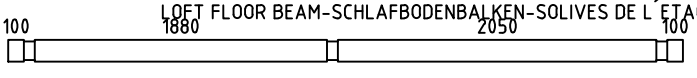	2	70x140	4340
LB4	LOFT FLOOR BEAM-SCHLAFBODENBALKEN-SOLIVES DE L´ETAGE 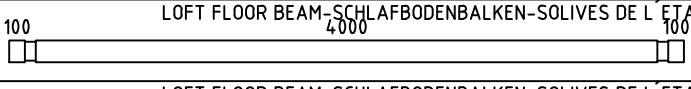	5	70x140	4340
LB1	LOFT FLOOR BEAM-SCHLAFBODENBALKEN-SOLIVES DE L´ETAGE 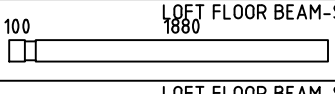	1	70x140	2050
LB2	LOFT FLOOR BEAM-SCHLAFBODENBALKEN-SOLIVES DE L´ETAGE 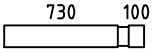	1	70x140	900
LB5	LOFT FLOOR BEAM-SCHLAFBODENBALKEN-SOLIVES DE L´ETAGE 	1	70x140	800
FBI2	FLOORBEAMS-FUSSBODENBALKEN-POUTRES DE FONDATION IMPRÉGNÉS IMM	2	45x70	4820

House	Andorre 20m2 ext WC 70 ISO	Material	File	Andorre 20m2 ext WC 70 ISO.dwg	Sheet	17

Pos	Specification-Bestimmung-Spécification	PCS	Profile (mm)	L (mm)
FBI1	FLOORBEAMS-FUSSBODENBALKEN-POUTRES DE FONDATION IMPRÉGNÉS IMM	13	45x70	4040
FBI3	FLOORBEAMS-FUSSBODENBALKEN-POUTRES DE FONDATION IMPRÉGNÉS IMM	2	45x70	514
FS3	LOFT FLOOR FIXING SLAT-SCHLAFBODEN BEFESTIGUNGSLEISTE-BAGUETTES POUR FIXER LES PLANCHER DE L´ETAGE 	1	45x70	3995
FS1	LOFT FLOOR FIXING SLAT-SCHLAFBODEN BEFESTIGUNGSLEISTE-BAGUETTES POUR FIXER LES PLANCHER DE L´ETAGE 	1	45x70	1875
FS2	LOFT FLOOR FIXING SLAT-SCHLAFBODEN BEFESTIGUNGSLEISTE-BAGUETTES POUR FIXER LES PLANCHER DE L´ETAGE 	1	45x70	725
RB3	ROOFBEAMS-DACHBALKEN-SOLIVES DE PLAFOND 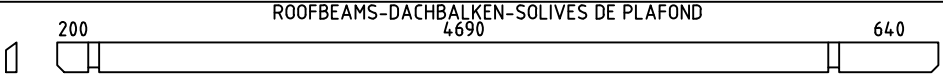	3	68x190	5670
RB2	ROOFBEAMS-DACHBALKEN-SOLIVES DE PLAFOND 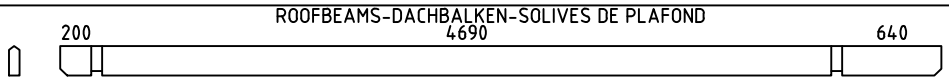	1	68x190	5670
RB1	ROOFBEAMS-DACHBALKEN-SOLIVES DE PLAFOND 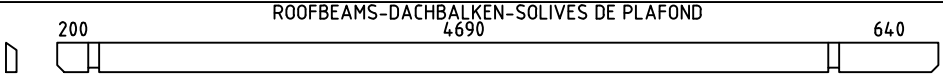	3	68x190	5670
F1	FLOORBOARD-FUSSBODENBRETT-PLANCHER or-oder-ou	18+1 24+1	18x114 18x88	4685
F2	FLOORBOARD-FUSSBODENBRETT-PLANCHER or-oder-ou	18+1 24+1	18x114 18x88	2935
F3	FLOORBOARD-FUSSBODENBRETT-PLANCHER or-oder-ou	17+1 22+1	18x114 18x88	1675
L1	LOFT FLOOR BOARD-SCHLAFBODENBRETTER-PLANCHER or-oder-ou	26+1 34+1	18x114 18x88	4685
L2	LOFT FLOOR BOARD-SCHLAFBODENBRETTER-PLANCHER or-oder-ou	10+1 13+1	18x114 18x88	3885
R1	ROOFBOARD-DACHBRETT-VOLIGES or-oder-ou	100+2 130+2	18x114 18x88	2900
FF1	FLOOR FILLET-FUSSBODENLEISTE-BAGUETTE DE FINITION DE PLANCHER		18x35	44m
GB1	GABLE BOARD-GIEBELBLENDE-PLANCHE DE RIVE 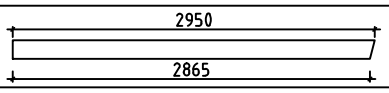	4	18x120	2950
GS1	ROOF FELT FILLET-GIEBELLEISTE-BAGUETTES POUR FIXER LES PLANCHES DE RIVE 	4	18x70	2950
EB1	EAVE BOARD-TRAUFBRETT-LATTES SOUS VOLIGES 	4	18x90	2835
ES1	EAVE SLAT-TRAUFENLEISTE-BAGUETTES POUR FIXER LES LATTES SOUS VOLIGES 	4	30x40	2835
DB1	DIAMOND-RAUTE-ELÉMENTS DE DÉCORATION 	2	18x90	200
DT1	DOOR ASSEMBLING PROFILE-TÜR INSTALLIERUNGSPROFIL -TASSEAU DE FIXATION POUR PORTES	2	18x25	1990
DT2	DOOR ASSEMBLING PROFILE-TÜR INSTALLIERUNGSPROFIL -TASSEAU DE FIXATION POUR PORTES	2	18x25	1930
WT1	WINDOW ASSEMBLING PROFILE-FENSTER INSTALLIERUNGSPROFIL -TASSEAU DE FIXATION POUR FENÉTRE	8	18x25	1050
WT2	WINDOW ASSEMBLING PROFILE-FENSTER INSTALLIERUNGSPROFIL -TASSEAU DE FIXATION POUR FENÉTRE	4	18x25	640
SJ1	SCREW JOINT-GEWINDESTANGE -TIGES FILETÉS	4	M10	2780

House	Material	File	Sheet
Andorre 20m2 ext WC 70 ISO		Andorre 20m2 ext WC 70 ISO.dwg	18

Pos	Specification-Bestimmung-Spécification	PCS	Profile (mm)	L (mm)
LCM	LOFT FLOOR BEAM CONNECTING METAL- CONNECTEUR MÉTALLIQUE POUR SOLIVES DE L´ETAGE 	4	76	120
	NAIL-NAGEL-CLOUS COATING FOR ROOF-BESCHICHTUNG FOR-FÜR-POUR FÜR DACH-REVÉTEMENT DE TOIT 	470	ϕ2.5	20
	NAIL-NAGEL-CLOUS FOR-FÜR-POUR FF1	100	ϕ2.0	40
	NAIL-NAGEL-CLOUS FOR-FÜR-POUR F1, F2, F3, L1, L2, R1	1650	ϕ2.5	60
	SCREWS-SCHRAUBEN-VIS FOR-FÜR-POUR LCM	50	ϕ3.5	35
	SCREWS-SCHRAUBEN-VIS FOR-FÜR-POUR GB1, GS1, EB1, ES1, DB1	90	ϕ4.5	50
	SCREWS-SCHRAUBEN-VIS FOR-FÜR-POUR FS1, FS2, FS3	20	ϕ4.5	70
	SCREWS-SCHRAUBEN-VIS 016, 027, 029, 038, 041, 049, 050 FOR-FÜR-POUR FBI1, FBI2, FBI3	80	ϕ4.5	90
	SCREWS-SCHRAUBEN-VIS LB1, LB2, LB3, LB4, LB5 FOR-FÜR-POUR RB1, RB2, RB3, WA-1, WB-1 	80	ϕ6.0	160
	COATING FOR ROOF-BESCHICHTUNG FÜR DACH-REVÉTEMENT DE TOIT 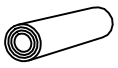	4,0	R = 15m	
	STAIRS-TREPPE-ESCALIER + handrail 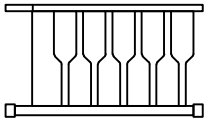	1	700	2730
	DOUBLEDOOR-DOPPELTÜR-DOUBLE PORTE (right-rechts-droit) ORT__1H P 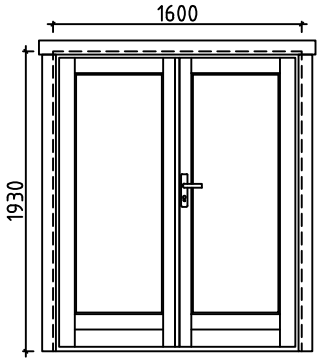 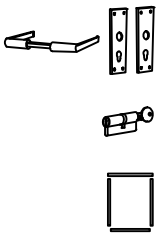	1 1 1 1	1600	1930
	INNER DOOR-INNENTÜR-PORTE INTÉRIEURE (right-rechts-droit) AST P 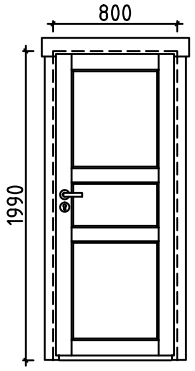 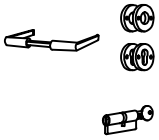	1 1 1	800	1990

House	Andorre 20m2 ext WC 70 ISO	Material	File	Andorre 20m2 ext WC 70 ISO.dwg	Sheet	19

Pos	Specification-Bestimmung-Spécification	PCS	Profile (mm)	L (mm)
	DDOUBLE WINDOW-DOPPEL FENSTER-DOUBLE FENÉTRE P (right-rechts-droit) ORT__1H 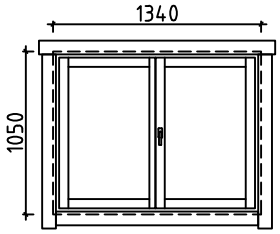 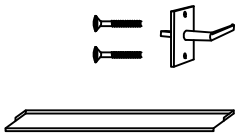	1 1 1	1340	1050
	WINDOW-FENSTER-FENÉTRE (right-rechts-droit) ORT__1H P 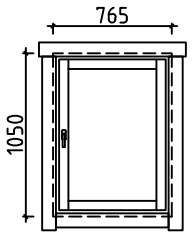 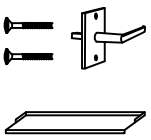	3 3 3	765	1050
	WINDOW-FENSTER-FENÉTRE (right-rechts-droit) ORT__1H P 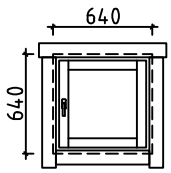 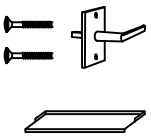	2 2 2	640	640

House Andorre 20m2 ext WC 70 ISO	Material	File Andorre 20m2 ext WC 70 ISO.dwg	Sheet 20

#001	1	5670	1
#002	2	5670	1
#003	1,2	5390	2
#004	1,2	5210	2
#005	1,2	5030	9
#006	2	5030	1
#007	2	5030	1
#008	1	5030	7
#009	1	5030	1
#010	1	5030	1
#011		5030	1
#012	A,B	4340	2
#013	A,B	4340	7
#014	B	4340	1
#015	A	4340	8
#016	A	4340	1
#017	A,B	4190	2
#018	A,B	3810	2
#019	2	3385	8
#020	A	2995	3
#021	A	2985	1
#022	A	2985	1
#023	1	2810	8
#024	A	2667	1
#025	C	2220	1
#026	C	2220	15
#027	C	2220	1
#028	3	2020	1
#029	B	1860	1
#030	B	1860	6
#031	A	1842	1
#032	A	1842	1
#033	A,B	1524	2
#034	A	1475	5
#035	B	1168	2
#036	B	1168	2
#037	B	1008	2
#038	3	975	1
#039	3	940	15
#040	1,2	870	16
#041	B	870	1
#042	A,B	870	19
#043	A,B	700	2
#044	A,B	700	2
#045	B	596	2
#046	B	596	2
#047	A,B	570	16
#048	B	515	8
#049	3	495	1
#050	3	430	1
#051	3	270	15
#052	A,B	162	12
#053	A,B	160	4