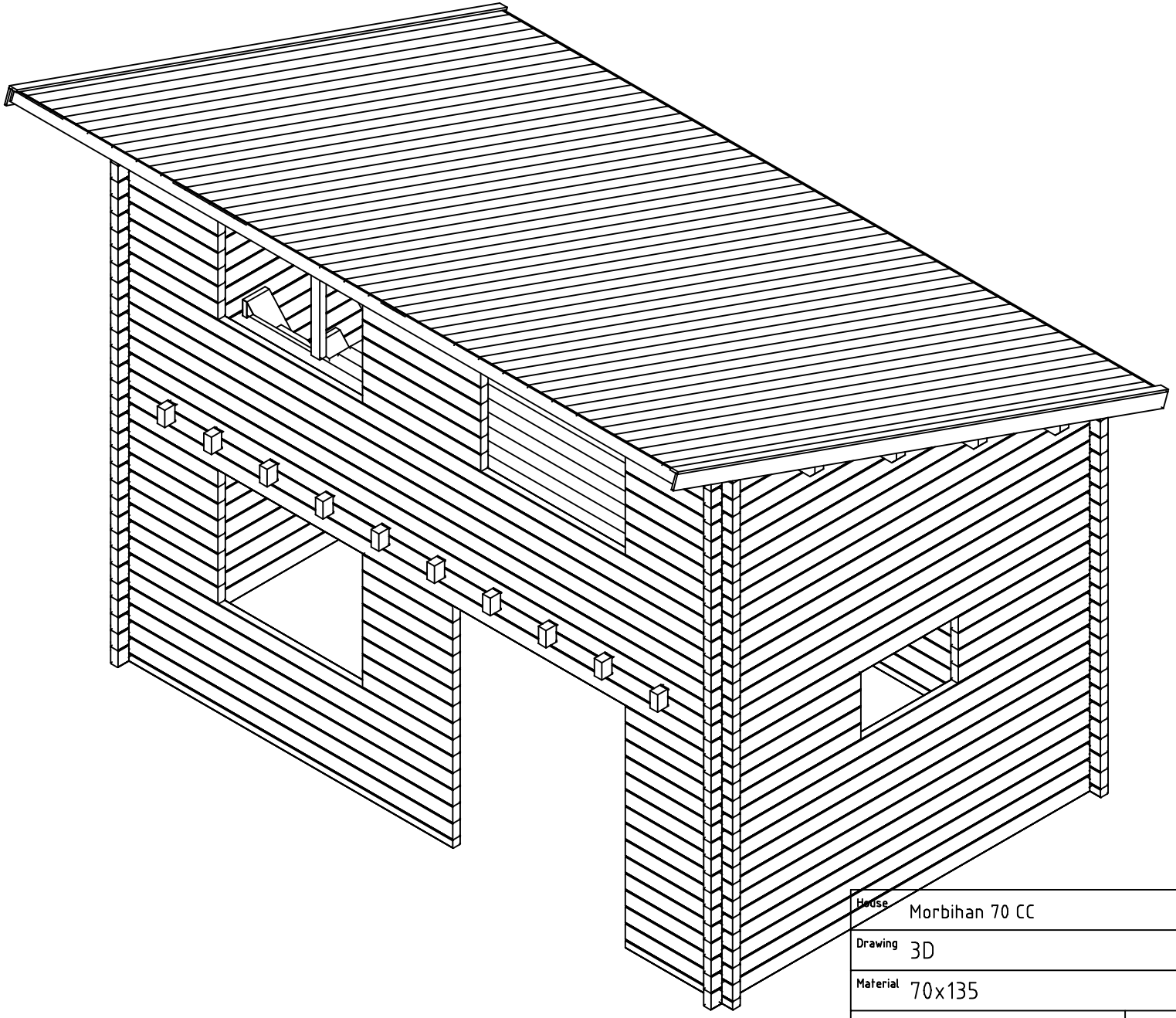

House	Morbihan 70 CC	Sheet	1
Drawing	3D	Scale	
Material	70x135	Date	11.04.2019
Drawer	RP	File	Morbihan 70 CC 3D.dwg

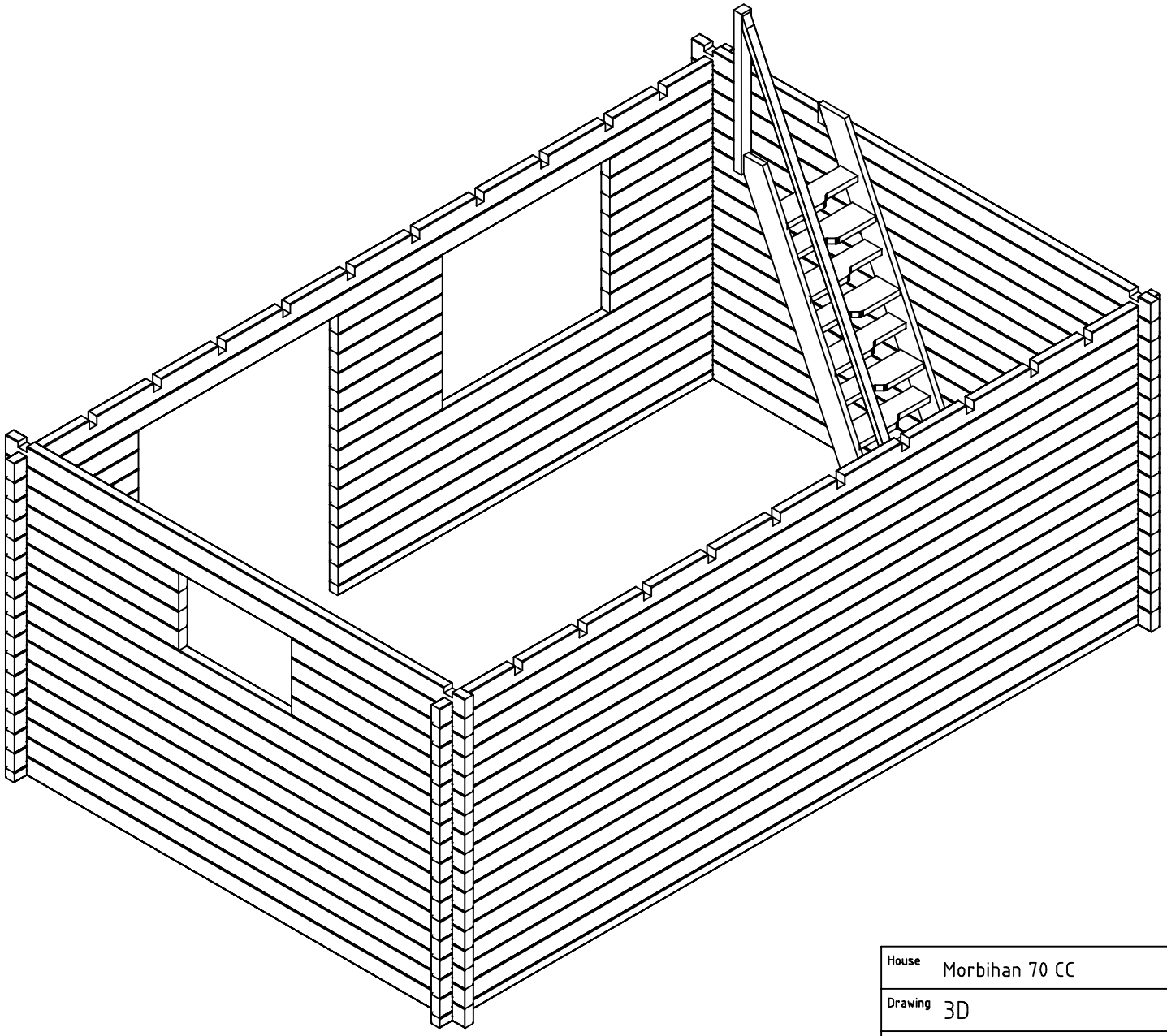

House	Morbihan 70 CC	Sheet	2
Drawing	3D	Scale	
Material	70x135	Date	11.04.2019
Drawer	RP	File	Morbihan 70 CC 3D.dwg

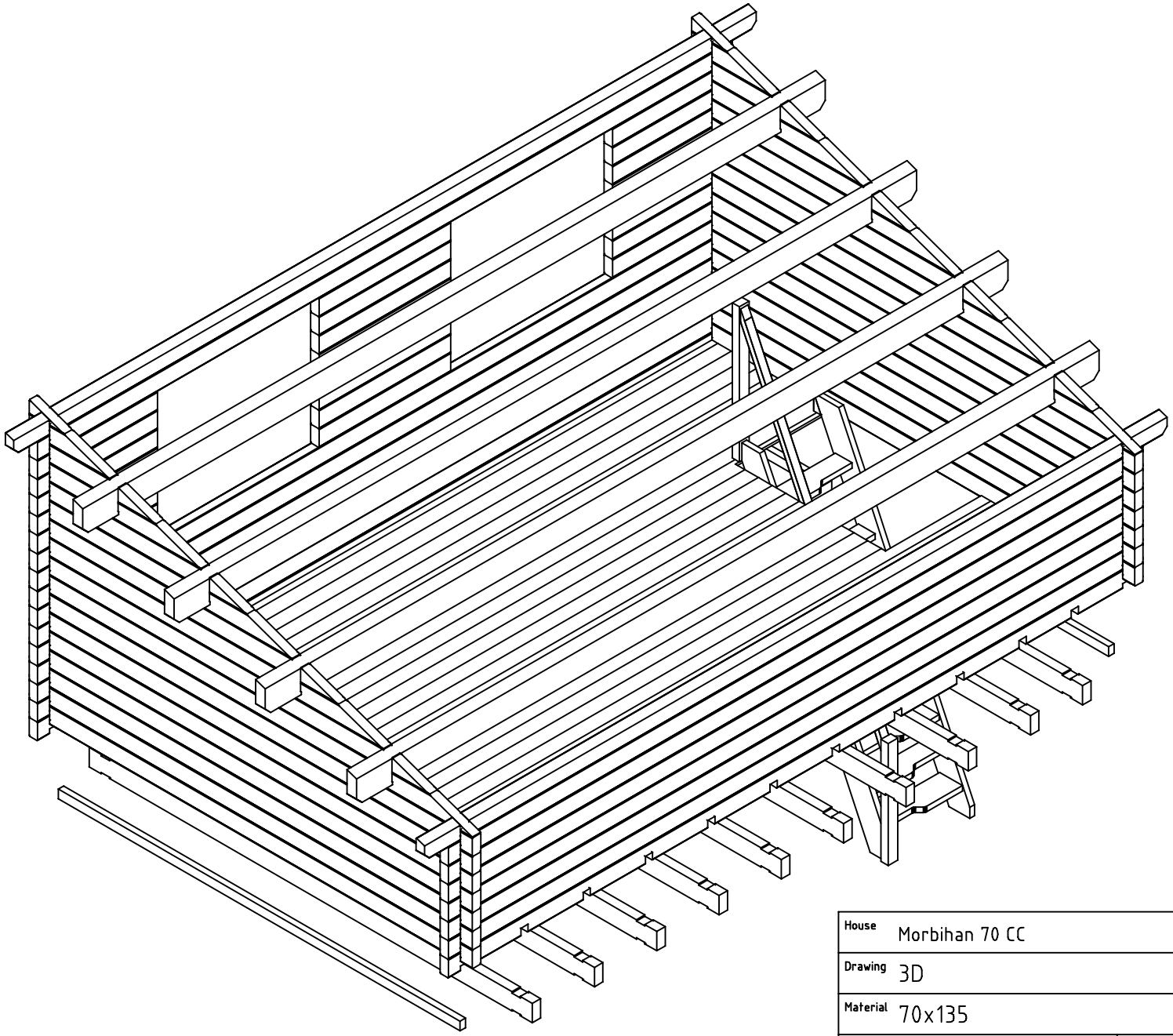

House	Morbihan 70 CC	Sheet	3
Drawing	3D	Scale	
Material	70x135	Date	11.04.2019
Drawer	RP	File	Morbihan 70 CC 3D.dwg

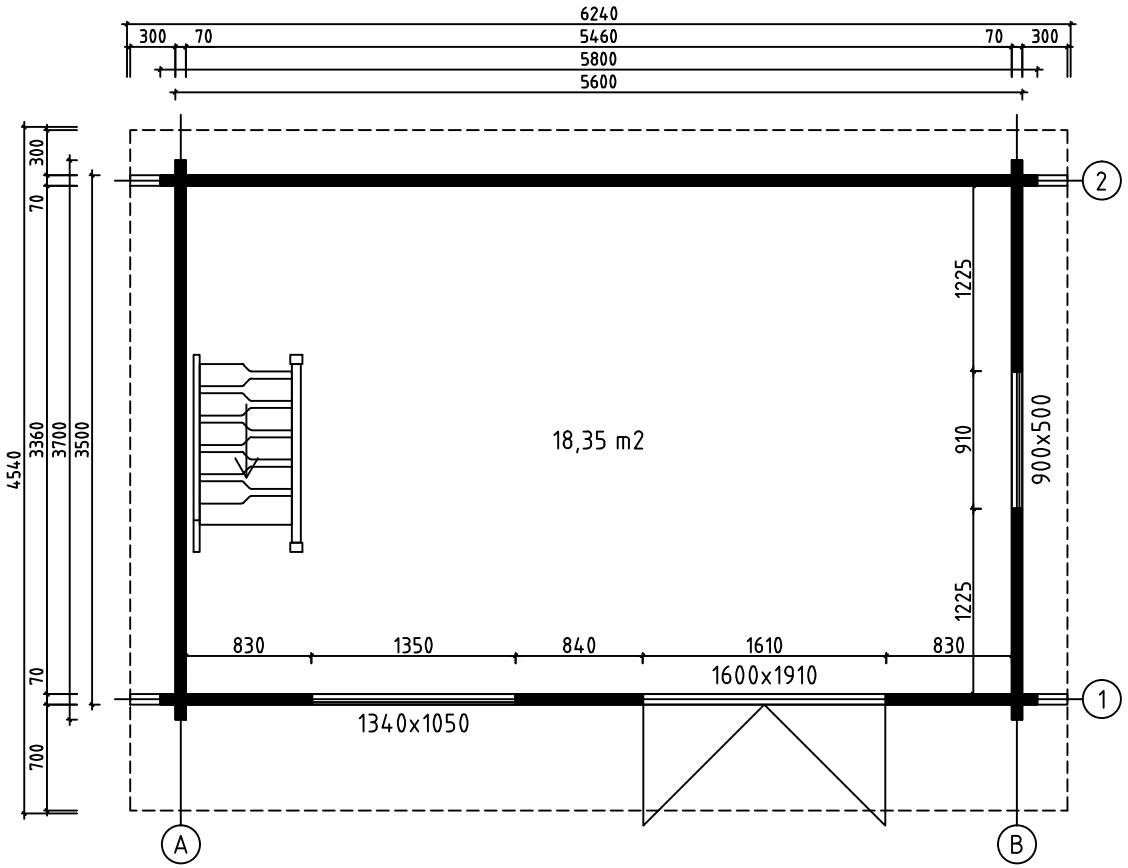

House	Morbihan 70 CC	Sheet	4
Drawing	GROUNDPLAN	Scale	1:50
Material	70x135	Date	11.04.2019
Drawer	RP	File	Morbihan 70 CC.dwg

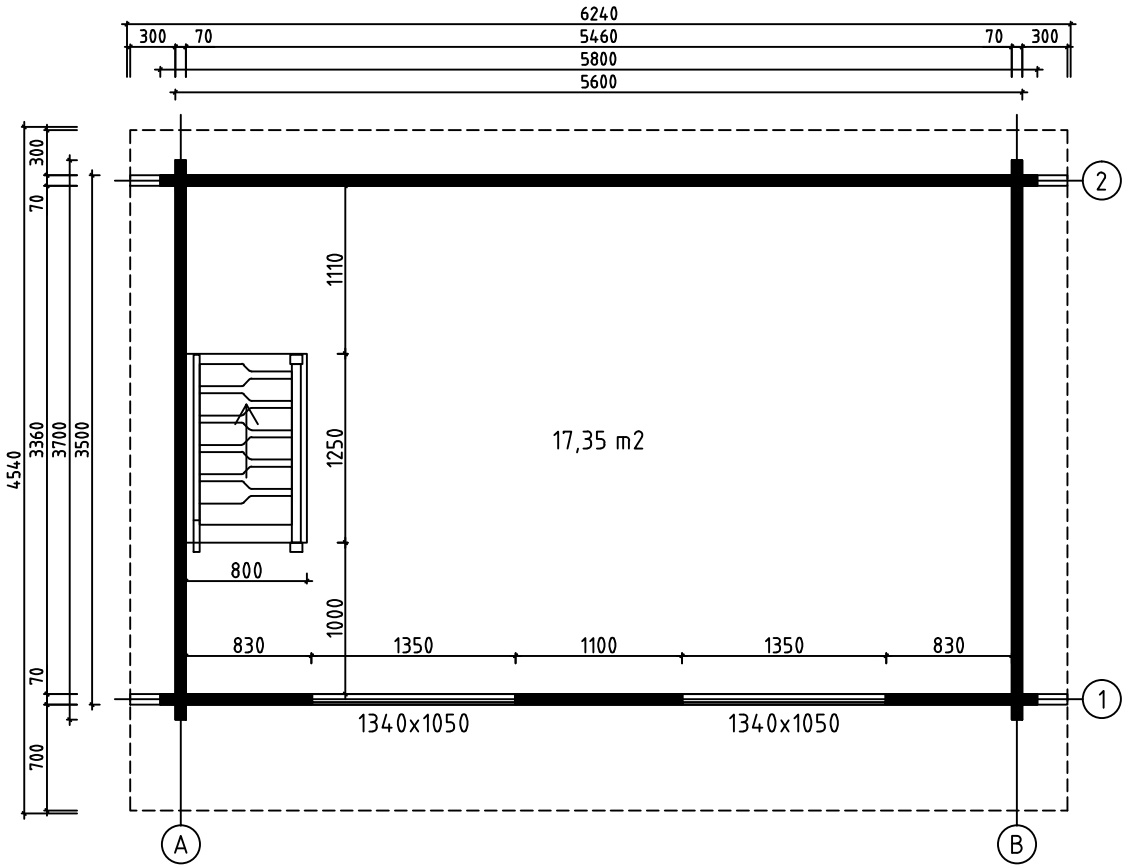

House	Morbihan 70 CC	Sheet	5
Drawing	LOFT FLOOR	Scale	1:50
Material	70x135	Date	11.04.2019
Drawer	RP	File	Morbihan 70 CC.dwg

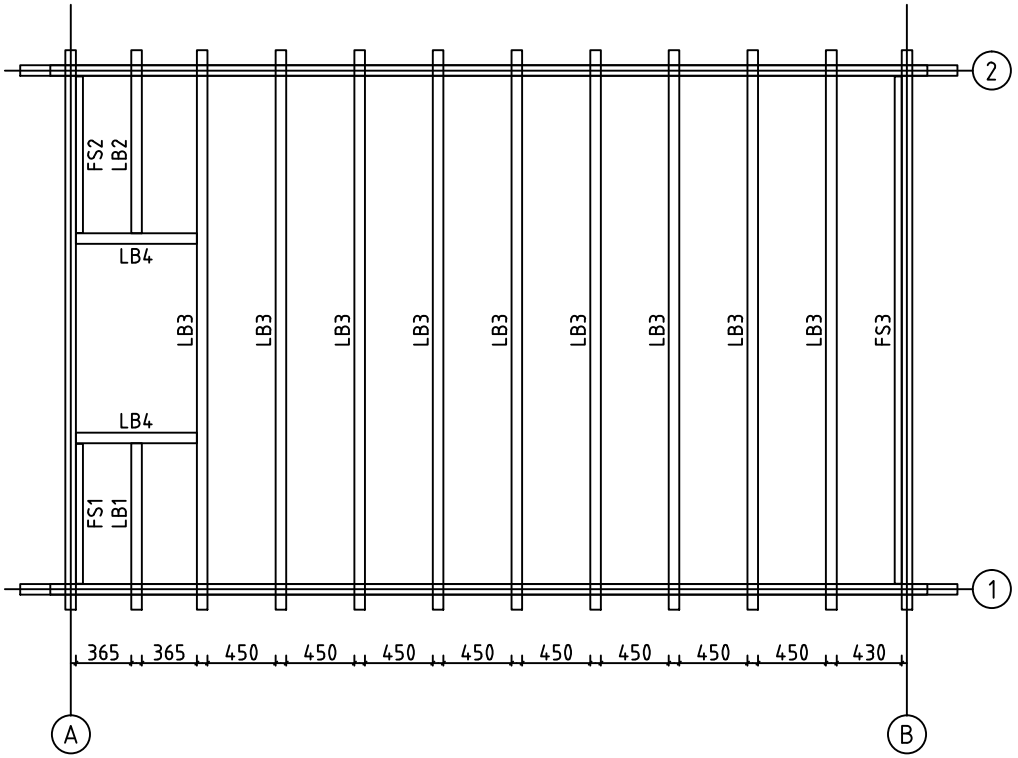

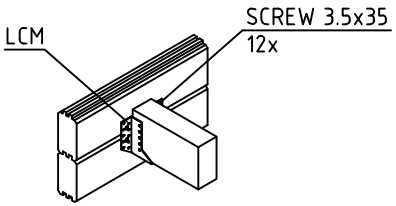

House	Morbihan 70 CC	Sheet	6
Drawing	LOFT FLOOR BEAM	Scale	1:50
Material	70x140, 45x70	Date	11.04.2019
Drawer	RP	File	Morbihan 70 CC.dwg



House	Morbihan 70 CC	Sheet	7
Drawing	LOFT FLOOR BOARD	Scale	1:50
Material	18x114	Date	11.04.2019
Drawer	RP	File	Morbihan 70 CC.dwg

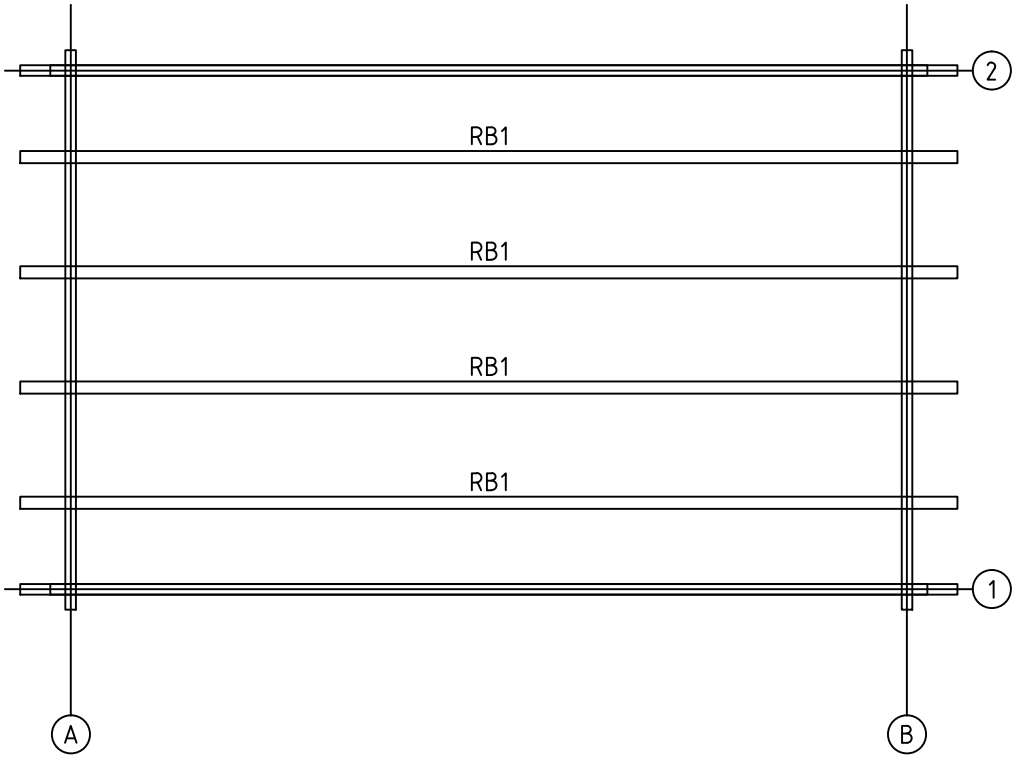

House	Morbihan 70 CC	Sheet	8
Drawing	ROOFBEAMS	Scale	1:50
Material	80x220	Date	11.04.2019
Drawer	RP	File	Morbihan 70 CC.dwg

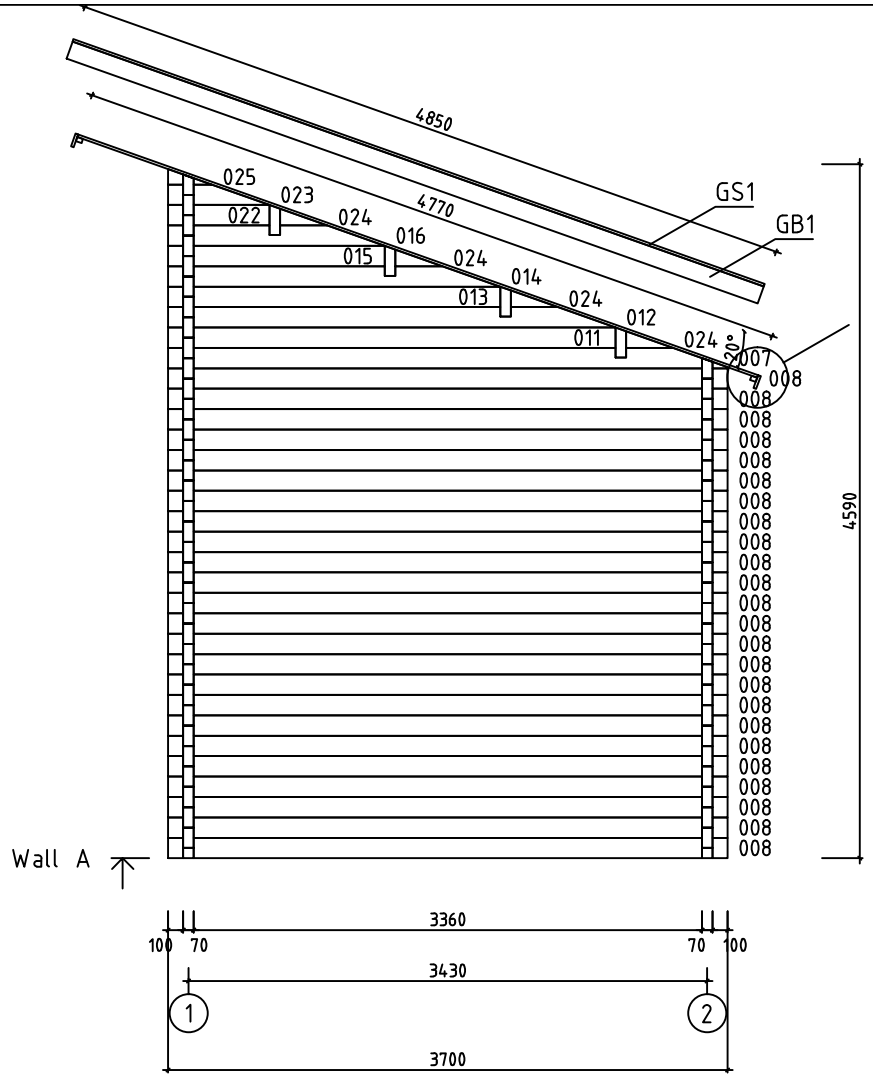

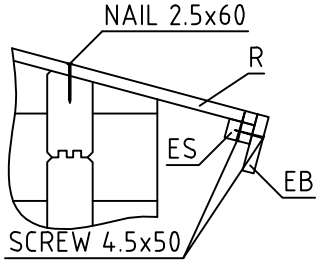

House	Morbihan 70 CC	Sheet	9
Drawing	WALL A	Scale	1:50
Material	70x135	Date	11.04.2019
Drawer	RP	File	Morbihan 70 CC.dwg

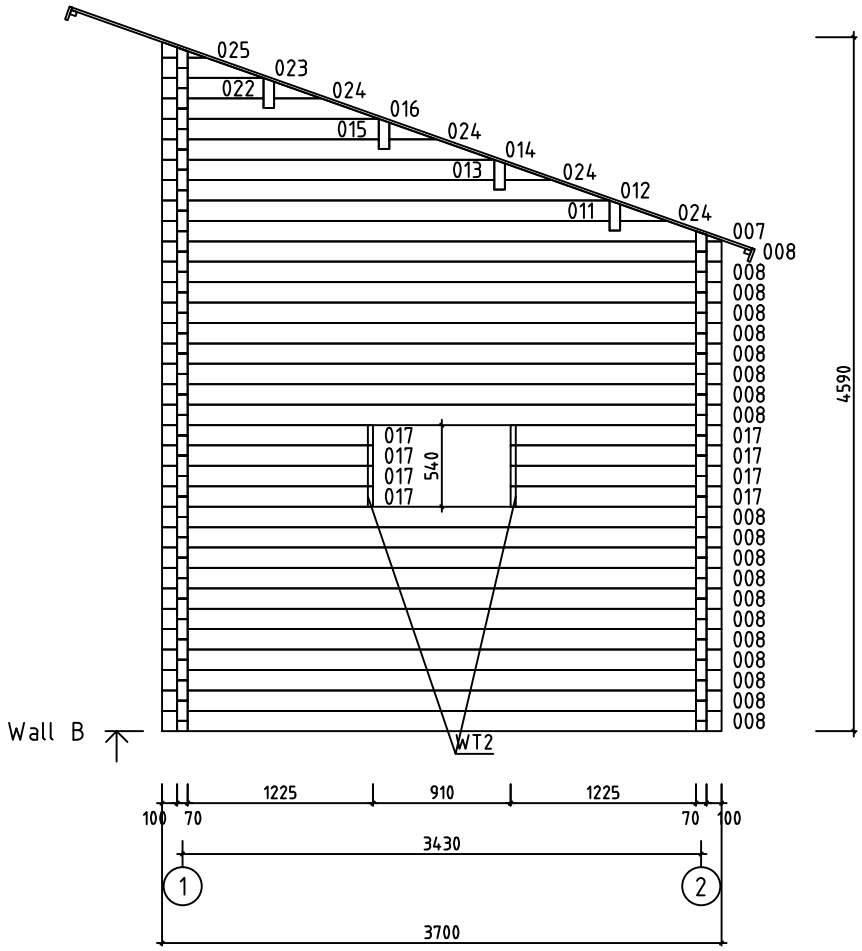

House	Morbihan 70 CC	Sheet	10
Drawing	WALL B	Scale	1:50
Material	70x135	Date	11.04.2019
Drawer	RP	File	Morbihan 70 CC.dwg

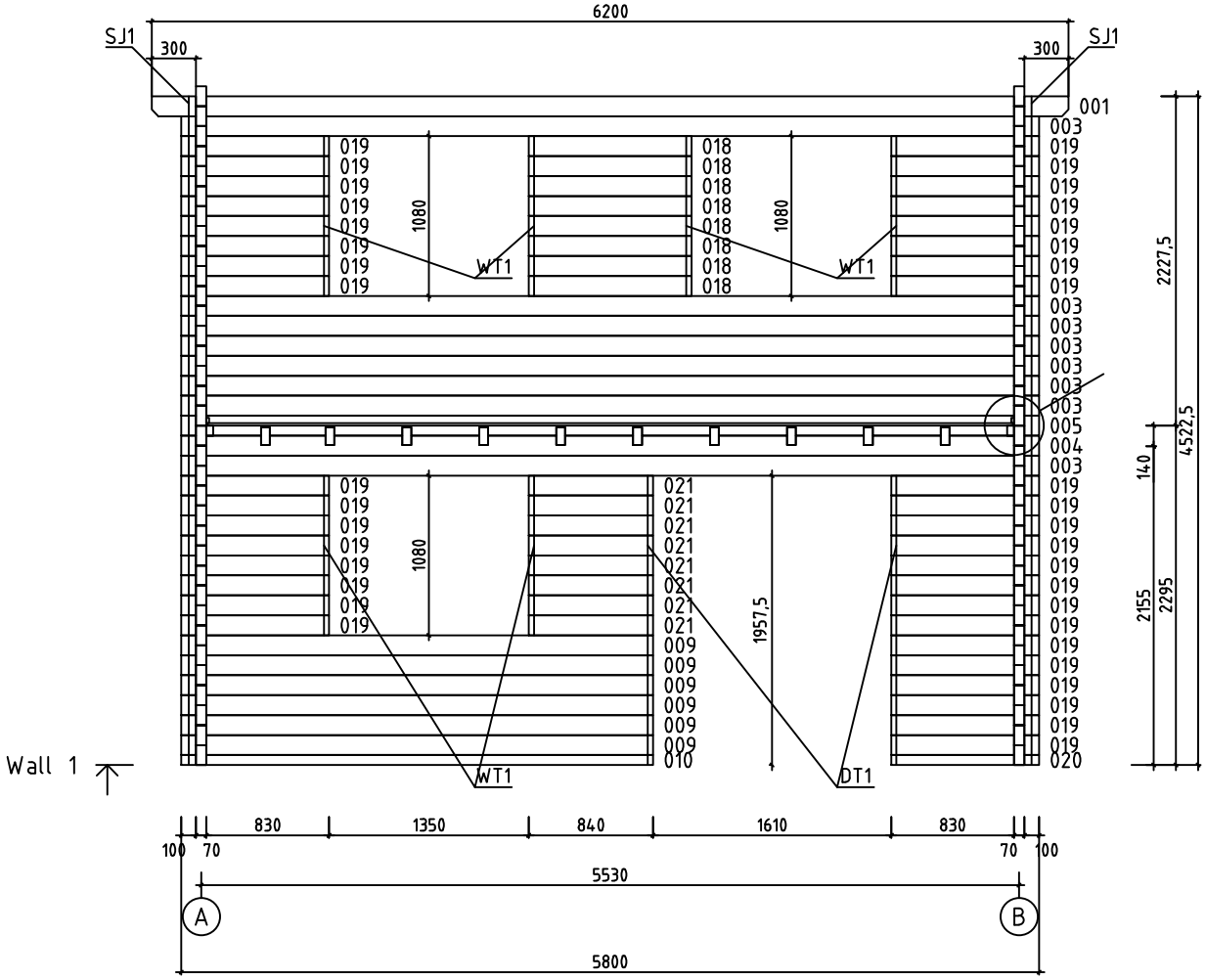

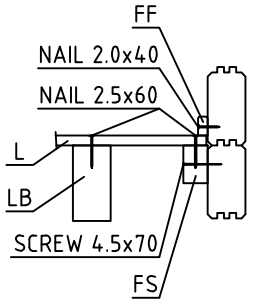

House	Morbihan 70 CC	Sheet	11
Drawing	WALL 1	Scale	1:50
Material	70x135	Date	11.04.2019
Drawer	RP	File	Morbihan 70 CC.dwg

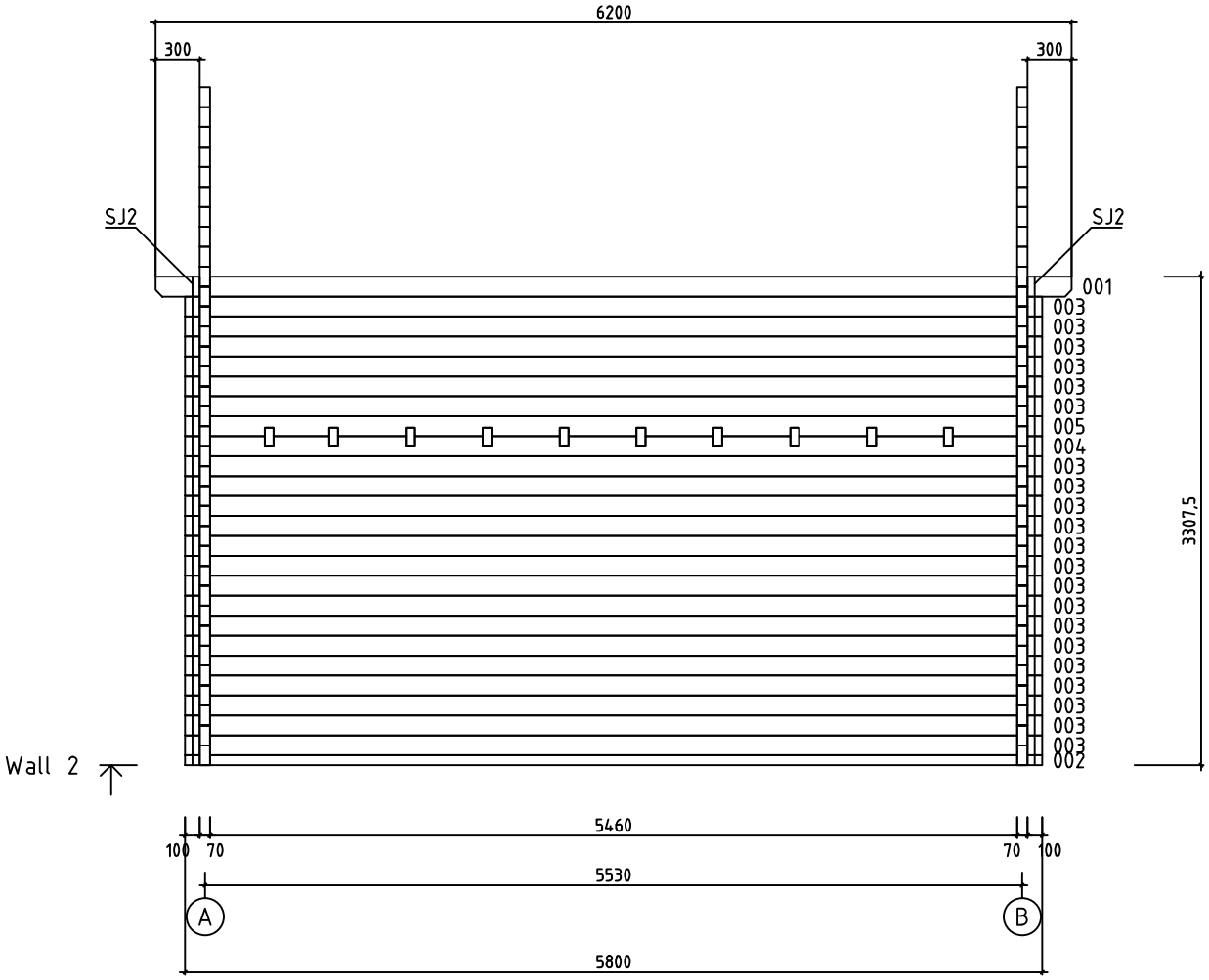

House	Morbihan 70 CC	Sheet	12
Drawing	WALL 2	Scale	1:50
Material	70x135	Date	11.04.2019
Drawer	RP	File	Morbihan 70 CC.dwg

Pos	Specification-Bestimmung-Spécification	PCS	Profile (mm)	L (mm)
001	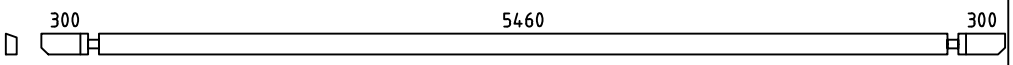	2	70x135	6200
002	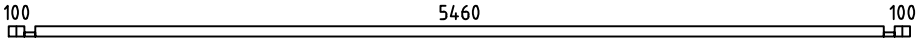	1	70x68	5800
003	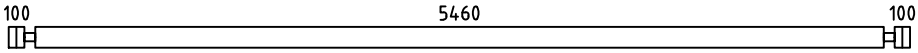	29	70x135	5800
004	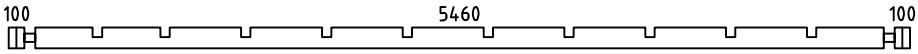	2	70x135	5800
005	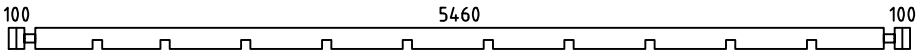	2	70x135	5800
006	SPARE BEAM-ERZATZBOHLE-MADRIER DE RÉSERVE 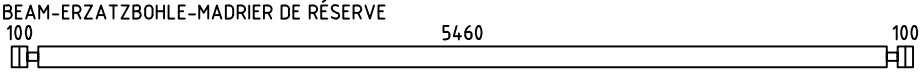	1	70x135	5800
008	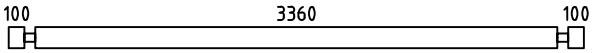	44	70x135	3700
009	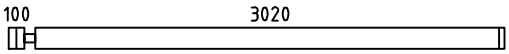	6	70x135	3190
010	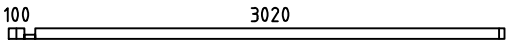	1	70x68	3190
017	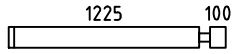	8	70x135	1395
018		8	70x135	1100
019	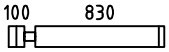	38	70x135	1000
020	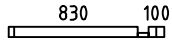	1	70x68	1000
021		8	70x135	840
WA-1 WB-1	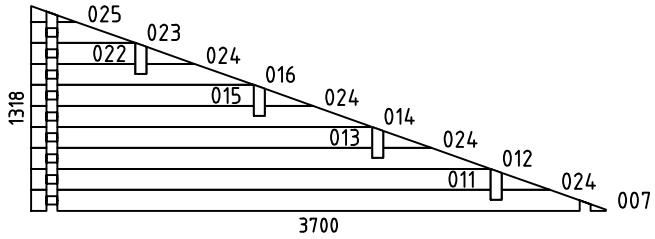	2	70x1318	3700
HB	HIT BLOCK-SCHLAGHÖLZER-MADRIERS D´ASSEMBLAGE 	2	70x135	300
LB3	LOFT FLOOR BEAM-SCHLAFBODENBALKEN-SOLIVES DE L´ETAGE 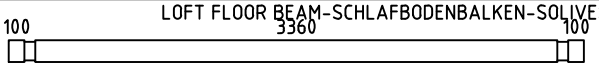	9	70x140	3700
LB2	LOFT FLOOR BEAM-SCHLAFBODENBALKEN-SOLIVES DE L´ETAGE 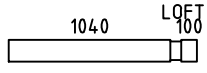	1	70x140	1210
LB1	LOFT FLOOR BEAM-SCHLAFBODENBALKEN-SOLIVES DE L´ETAGE 	1	70x140	1100
LB4	LOFT FLOOR BEAM-SCHLAFBODENBALKEN-SOLIVES DE L´ETAGE 	2	70x140	800
FS3	LOFT FLOOR FIXING SLAT-SCHLAFBODEN BEFESTIGUNGSLEISTE- BAGUETTES POUR FIXER LES PLANCHER DE L´ETAGE 	1	45x70	3355
FS2	LOFT FLOOR FIXING SLAT-SCHLAFBODEN BEFESTIGUNGSLEISTE- BAGUETTES POUR FIXER LES PLANCHER DE L´ETAGE 	1	45x70	1035
FS1	LOFT FLOOR FIXING SLAT-SCHLAFBODEN BEFESTIGUNGSLEISTE- BAGUETTES POUR FIXER LES PLANCHER DE L´ETAGE 	1	45x70	925

House Morbihan 70 CC	Material	File Morbihan 70 CC.dwg	Sheet 13

Pos	Specification-Bestimmung-Spécification	PCS	Profile (mm)	L (mm)
RB1	ROOFBEAMS-DACHBALKEN-SOLIVES DE PLAFOND 	4	80x220	6200
L1	LOFT FLOOR BOARD-SCHLAFBODENBRETTER-PLANCHER  or-oder-ou	20+1 26+1	18x114 18x88	5455
L2	LOFT FLOOR BOARD-SCHLAFBODENBRETTER-PLANCHER  or-oder-ou	10+1 13+1	18x114 18x88	4655
R1	ROOFBOARD-DACHBRETT-VOLIGES  or-oder-ou	55+1 72+1	18x114 18x88	4770
FF1	FLOOR FILLET-FUSSBODENLEISTE-BAGUETTE DE FINITION DE PLANCHER 		18x35	20m
GB1	GABLE BOARD-GIEBELBLENDE-PLANCHE DE RIVE 	2	18x120	4850
GS1	ROOF FELT FILLET-GIEBELLEISTE-BAGUETTES POUR FIXER LES PLANCHES DE RIVE 	2	18x70	4850
EB1	EAVE BOARD-TRAUFBRETT-LATTES SOUS VOLIGES 	4	18x90	3100
ES1	EAVE SLAT-TRAUFENLEISTE-BAGUETTES POUR FIXER LES LATTES SOUS VOLIGES 	4	30x40	3100
DT1	DOOR ASSEMBLING PROFILE-TÜR INSTALLIERUNGSPROFIL -TASSEAU DE FIXATION POUR PORTES 	2	18x25	1910
WT1	WINDOW ASSEMBLING PROFILE-FENSTER INSTALLIERUNGSPROFIL -TASSEAU DE FIXATION POUR FENÉTRE 	6	18x25	1050
WT2	WINDOW ASSEMBLING PROFILE-FENSTER INSTALLIERUNGSPROFIL -TASSEAU DE FIXATION POUR FENÉTRE 	2	18x25	500
SJ1	SCREW JOINT-GEWINDESTANGE -TIGES FILETÉS 	2	M10	4550
SJ2	SCREW JOINT-GEWINDESTANGE -TIGES FILETÉS 	2	M10	3340
LCM	LOFT FLOOR BEAM CONNECTING METAL- CONNECTEUR MÉTALLIQUE POUR SOLIVES DE L´ETAGE 	6	76	120
	NAIL-NAGEL-CLOUS FOR-FÜR-POUR COATING FOR ROOF-BESCHICHTUNG FÜR DACH-REVÉTEMENT DE TOIT 	440	ϕ2.5	20
	NAIL-NAGEL-CLOUS FOR-FÜR-POUR FF1	50	ϕ2.0	40
	NAIL-NAGEL-CLOUS FOR-FÜR-POUR L1, L2, R1 	900	ϕ2.5	60
	SCREWS-SCHRAUBEN-VIS FOR-FÜR-POUR LCM 	72	ϕ3.5	35
	SCREWS-SCHRAUBEN-VIS FOR-FÜR-POUR GB1, GS1, EB1, ES1 	80	ϕ4.5	50
	SCREWS-SCHRAUBEN-VIS FOR-FÜR-POUR FS1, FS2, FS3 	20	ϕ4.5	70
	SCREWS-SCHRAUBEN-VIS FOR-FÜR-POUR LB1, LB2, LB3, LB4 RB1, WA-1, WB-1 	50	ϕ6.0	160
	COATING FOR ROOF-BESCHICHTUNG FÜR DACH-REVÉTEMENT DE TOIT 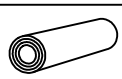	3,0	R = 15m	
	STAIRS-TREPPE-ESCALIER + handrail 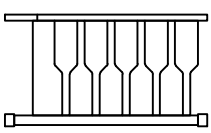	1	700	2750

House Morbihan 70 CC	Material	File Morbihan 70 CC.dwg	Sheet 14

Pos	Specification-Bestimmung-Spécification	PCS	Profile (mm)	L (mm)
	DOUBLEDOOR-DOPPELTÜR-DOUBLE PORTE (right-rechts-droit) ORT_1H P	1	1600	1910
	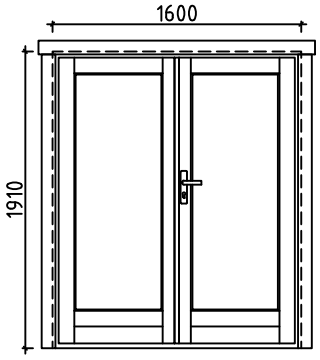 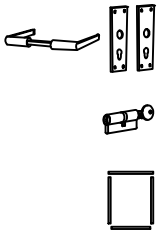	1 1 1		
	DOUBLE WINDOW-DOPPEL FENSTER-DOUBLE FENÉTRE (right-rechts-droit) ORT_1H P	3	1340	1050
	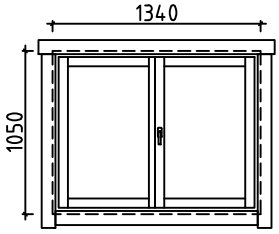 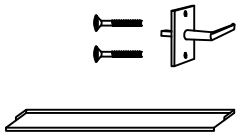	3 3		
	WINDOW-FENSTER-FENÉTRE (right-rechts-droit) ORT_1H P	1	900	500
	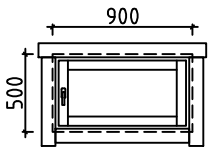 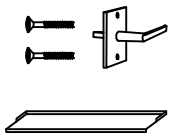	1 1		

House Morbihan 70 CC	Material	File Morbihan 70 CC.dwg	Sheet 15

#001	1,2	6200	2
#002	2	5800	1
#003	1,2	5800	29
#004	1,2	5800	2
#005	1,2	5800	2
#006		5800	1
#007	A,B	3700	2
#008	A,B	3700	44
#009	1	3190	6
#010	1	3190	1
#011	A,B	2958	2
#012	A,B	2958	2
#013	A,B	2196	2
#014	A,B	2196	2
#015	A,B	1434	2
#016	A,B	1434	2
#017	B	1395	8
#018	1	1100	8
#019	1	1000	38
#020	1	1000	1
#021	1	840	8
#022	A,B	672	2
#023	A,B	672	2
#024	A,B	311	8
#025	A,B	291	2