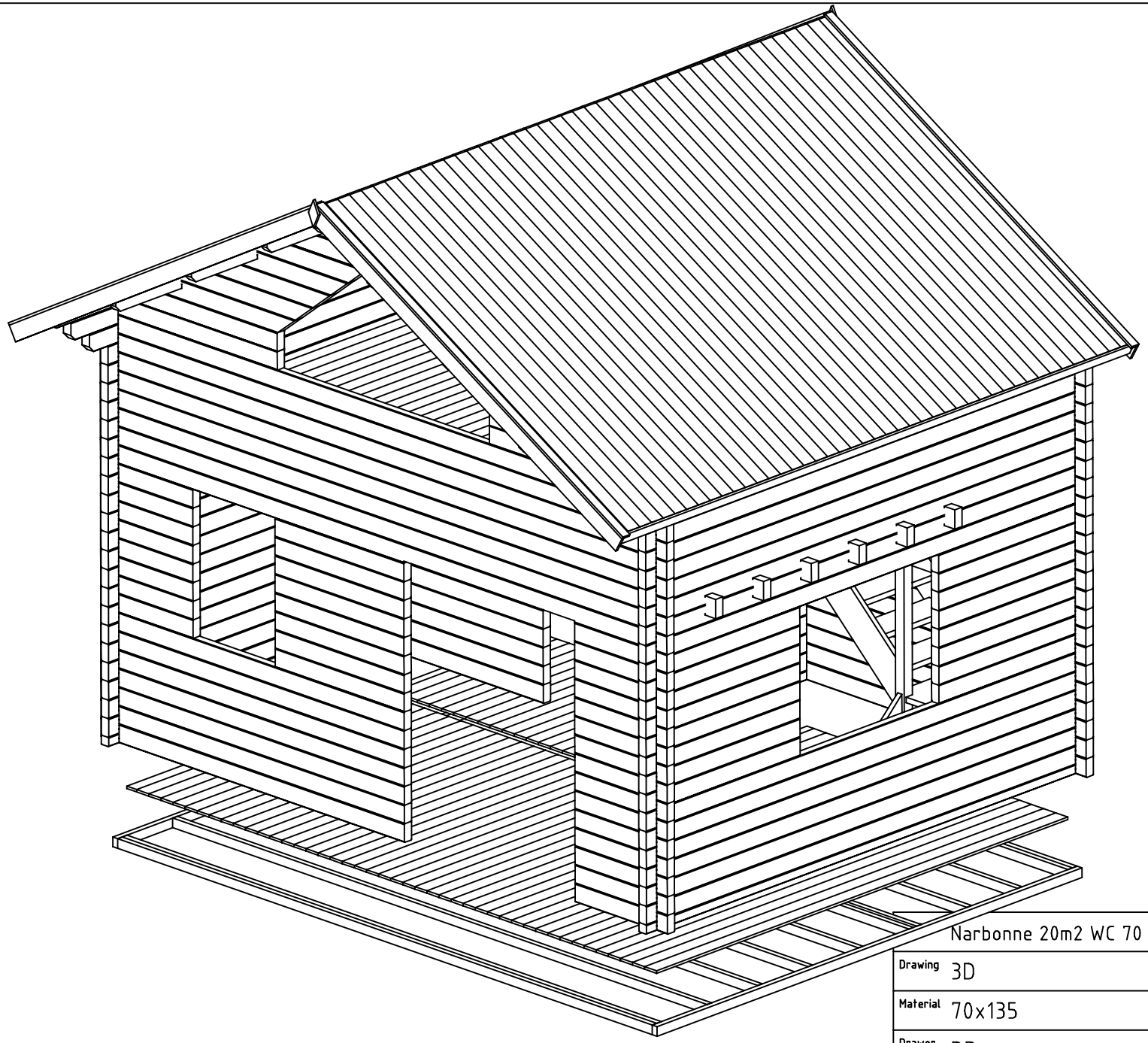

Narbonne 20m2 WC 70 ISO		Sheet	1
Drawing	3D	Scale	
Material	70x135	Date	07.05.2018
Drawer	RP	File	Narbonne 20m2 WC 70 ISO 3D.dwg

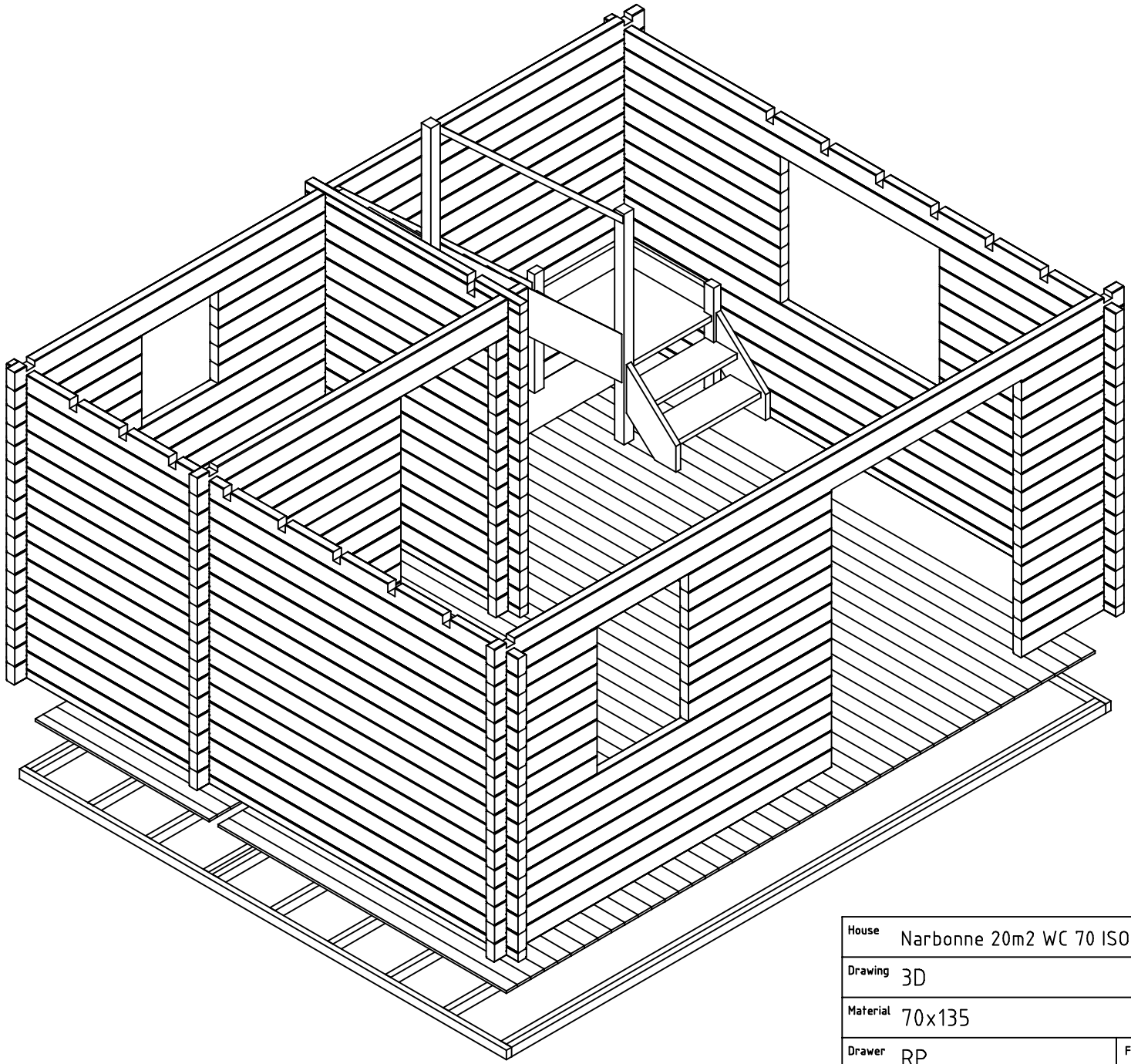

House	Narbonne 20m2 WC 70 ISO	Sheet	2
Drawing	3D	Scale	
Material	70x135	Date	07.05.2018
Drawer	RP	File	Narbonne 20m2 WC 70 ISO 3D.dwg

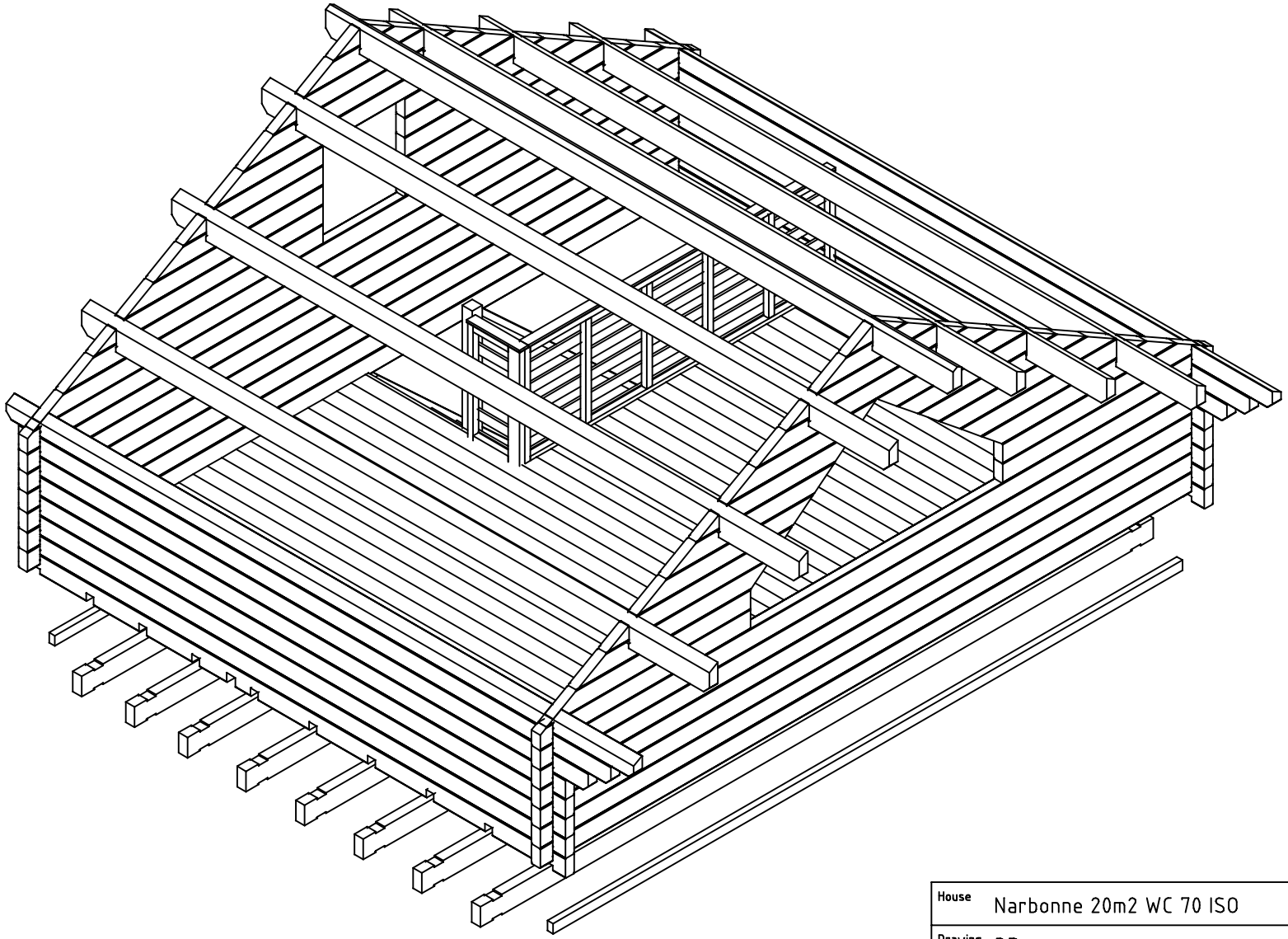

House	Narbonne 20m2 WC 70 ISO	Sheet	3
Drawing	3D	Scale	
Material	70x135	Date	07.05.2018
Drawer	RP	File	Narbonne 20m2 WC 70 ISO 3D.dwg

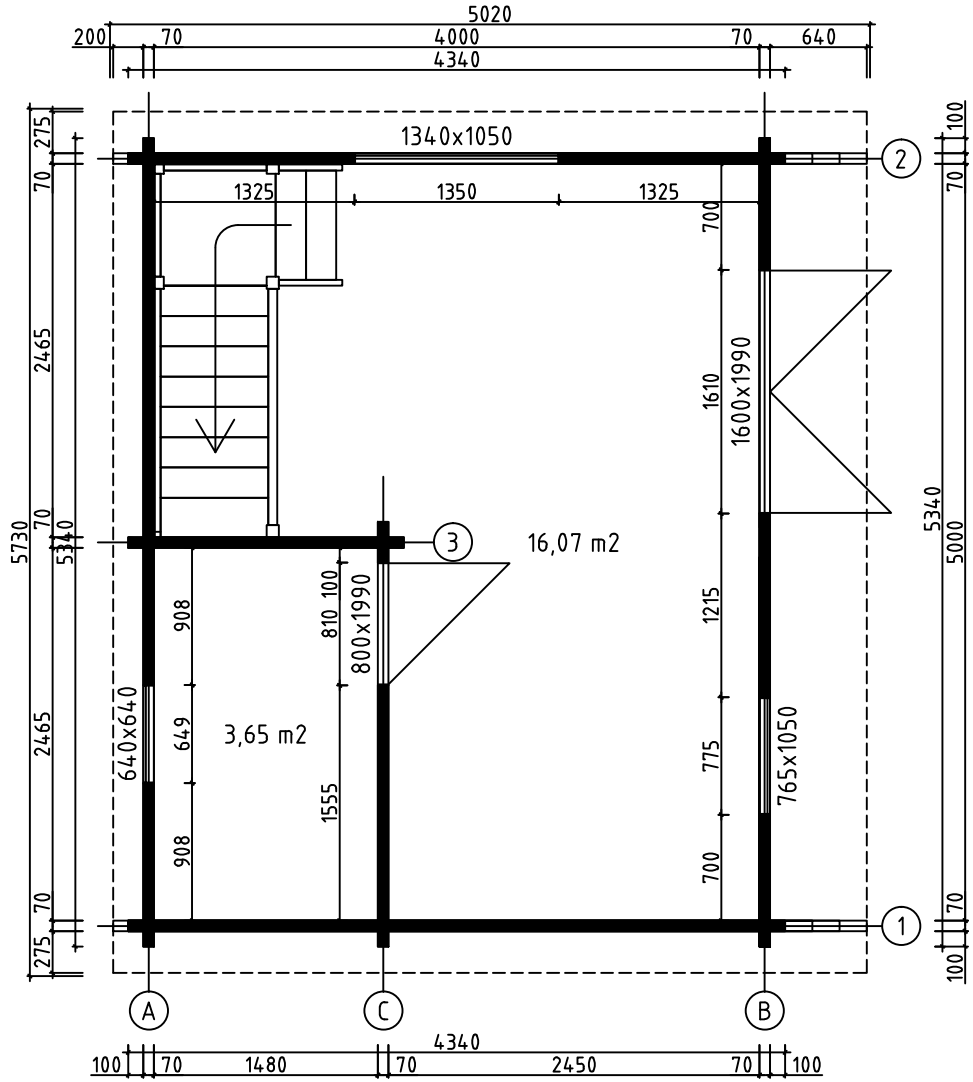

House	Narbonne 20m2 WC 70 ISO	Sheet	4
Drawing	GROUNDPLAN	Scale	1:50
Material	70x135	Date	07.05.2018
Drawer	RP	File	Narbonne 20m2 WC 70 ISO.dwg

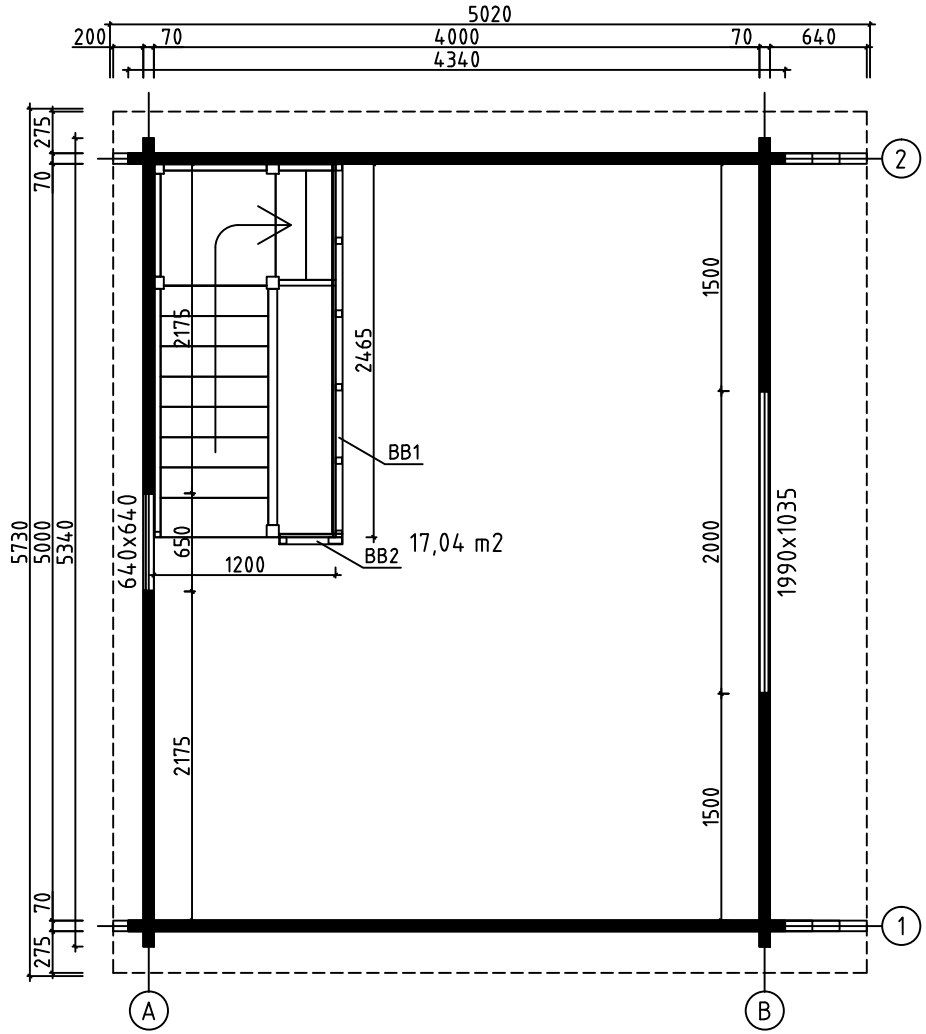

House	Narbonne 20m2 WC 70 ISO	Sheet	5
Drawing	LOFT FLOOR	Scale	1:50
Material	70x135	Date	07.05.2018
Drawer	RP	File	Narbonne 20m2 WC 70 ISO.dwg

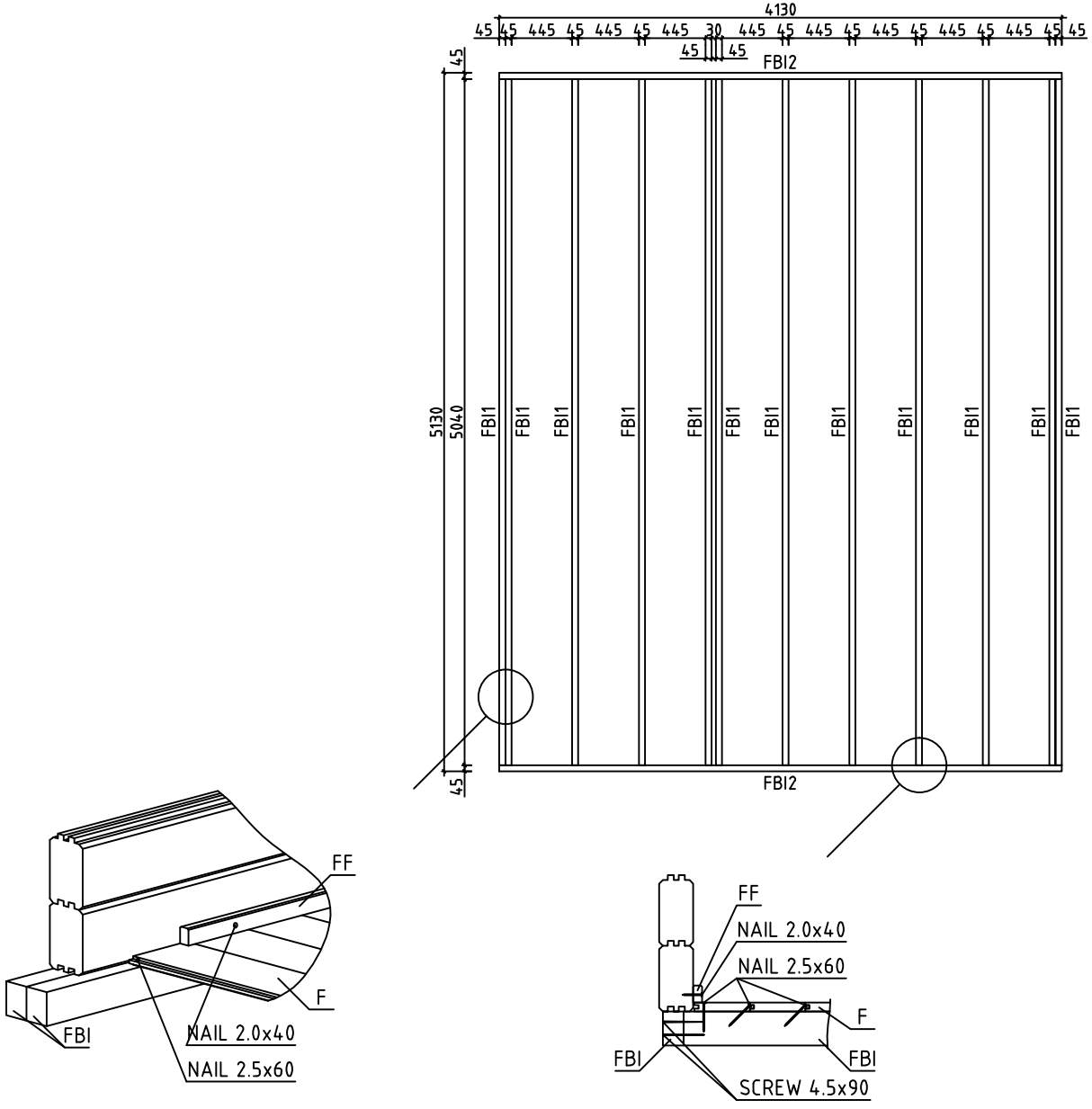

House	Narbonne 20m2 WC 70 ISO	Sheet	6
Drawing	FLOORBEAMS	Scale	1:50
Material	45x70	Date	07.05.2018
Drawer	RP	File	Narbonne 20m2 WC 70 ISO.dwg

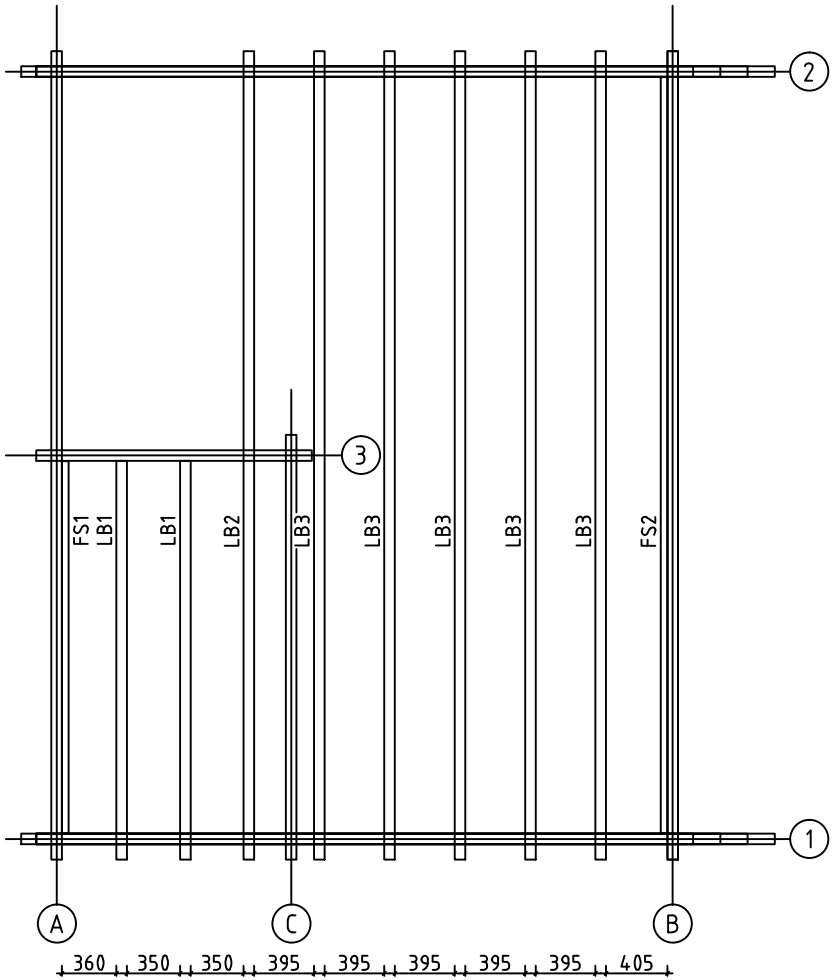

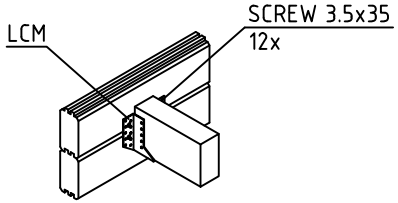

House	Narbonne 20m2 WC 70 ISO	Sheet	7
Drawing	LOFT FLOOR BEAM	Scale	1:50
Material	70x140, 45x70	Date	07.05.2018
Drawer	RP	File	Narbonne 20m2 WC 70 ISO.dwg

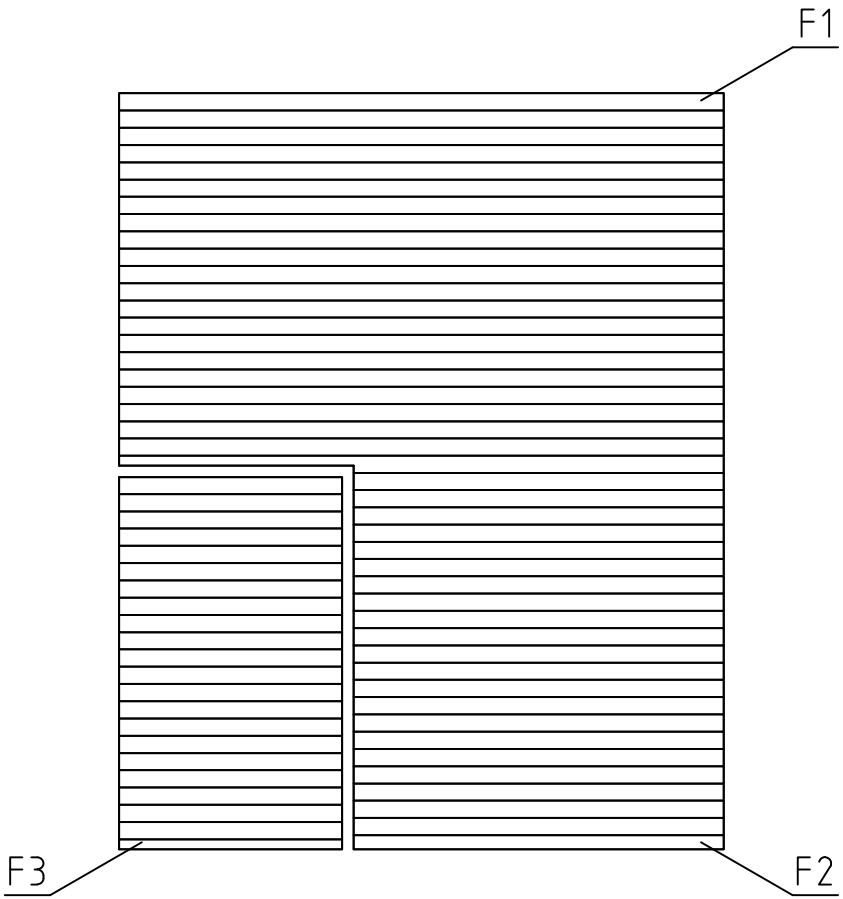



LOFT FLOOR BOARD

House	Narbonne 20m2 WC 70 ISO	Sheet	8
Drawing	FLOORBOARD	Scale	1:50
Material	18x114	Date	07.05.2018
Drawer	RP	File	Narbonne 20m2 WC 70 ISO.dwg

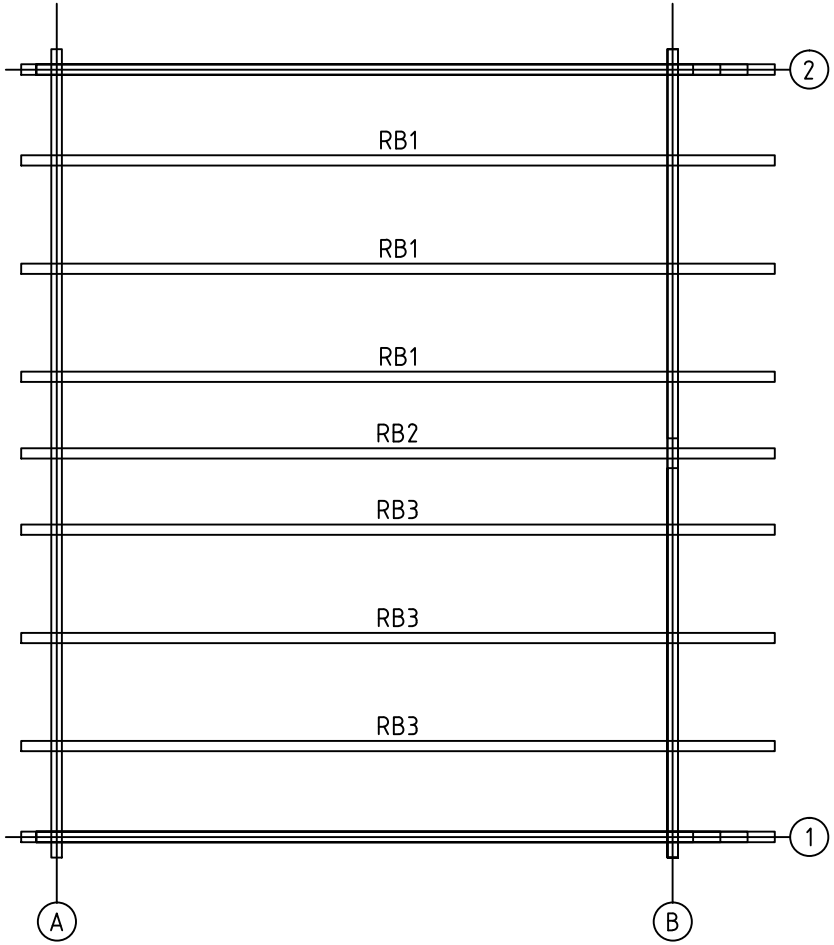

House	Narbonne 20m2 WC 70 ISO	Sheet	9
Drawing	ROOFBEAMS	Scale	1:50
Material	68x190	Date	07.05.2018
Drawer	RP	File	Narbonne 20m2 WC 70 ISO.dwg

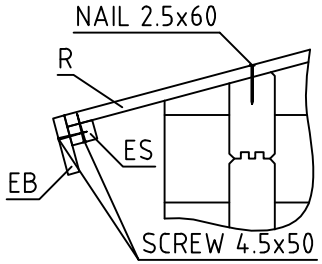

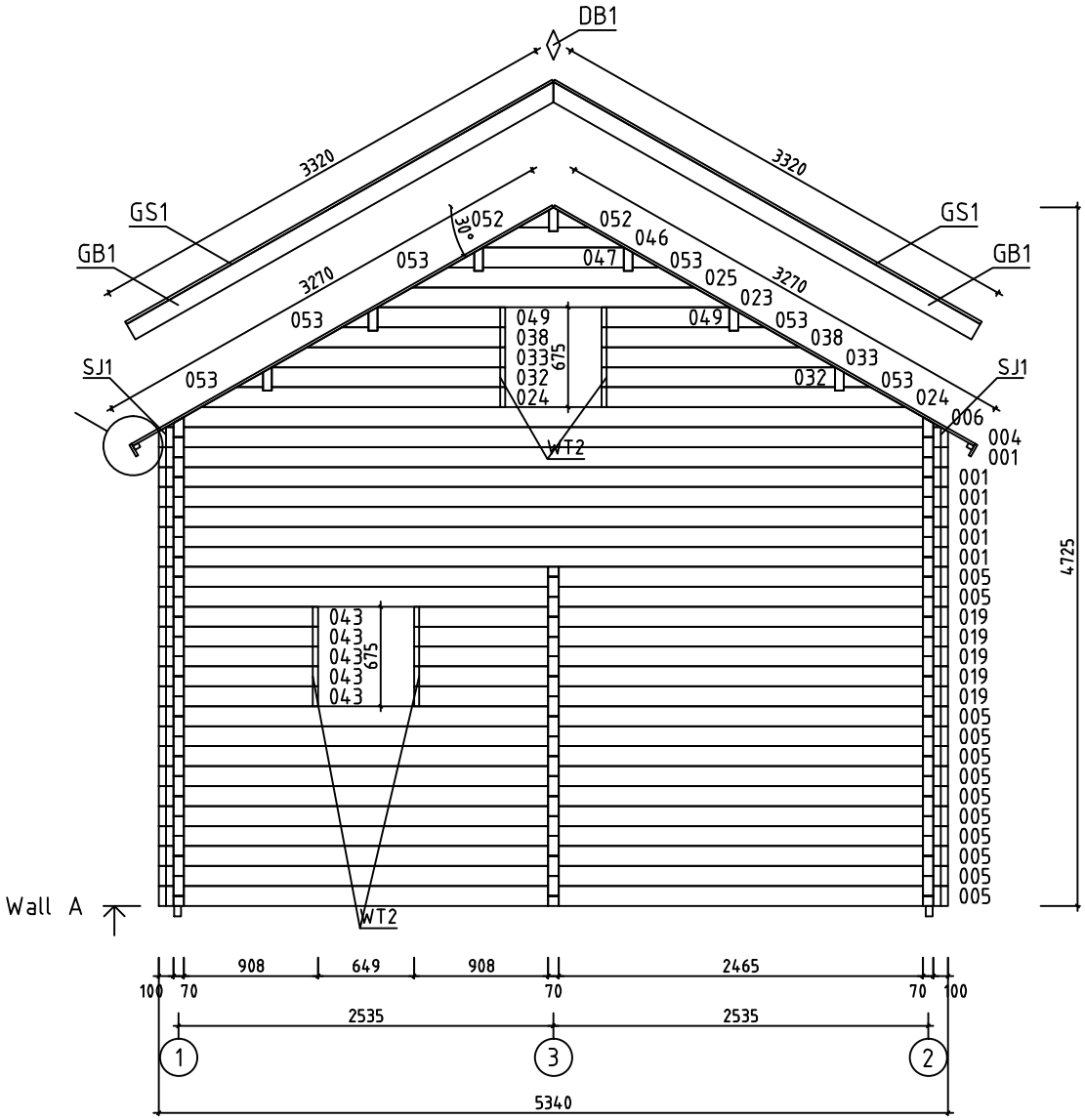

House	Narbonne 20m2 WC 70 ISO	Sheet	10
Drawing	WALL A	Scale	1:50
Material	70x135	Date	07.05.2018
Drawer	RP	File	Narbonne 20m2 WC 70 ISO.dwg

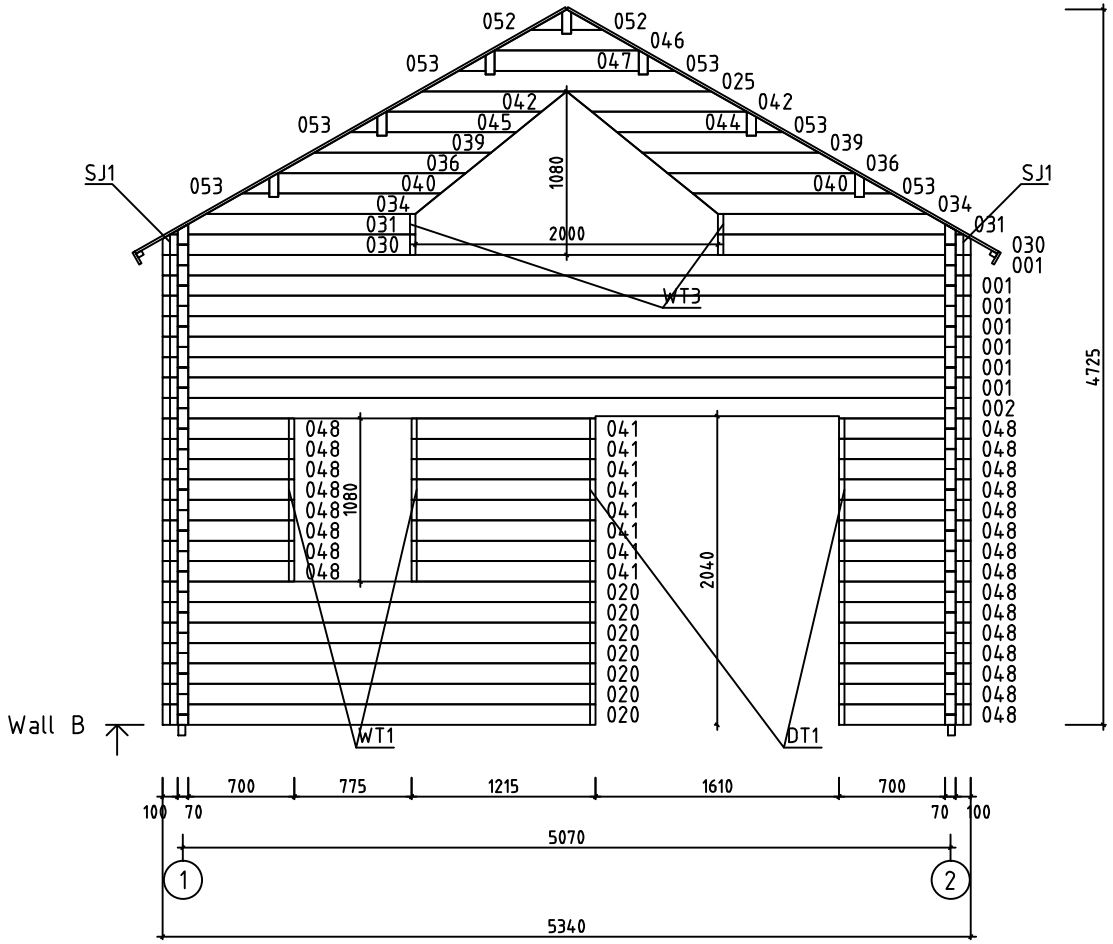

House	Narbonne 20m2 WC 70 ISO	Sheet	11
Drawing	WALL B	Scale	1:50
Material	70x135	Date	07.05.2018
Drawer	RP	File	Narbonne 20m2 WC 70 ISO.dwg

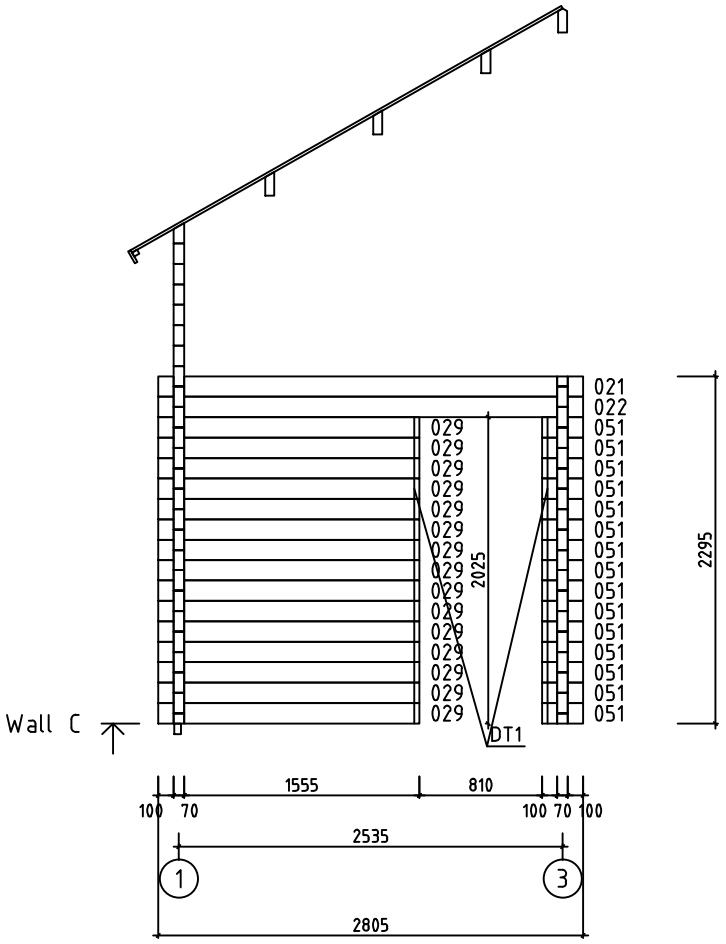

House	Narbonne 20m2 WC 70 ISO	Sheet	12
Drawing	WALL C	Scale	1:50
Material	70x135	Date	07.05.2018
Drawer	RP	File	Narbonne 20m2 WC 70 ISO.dwg

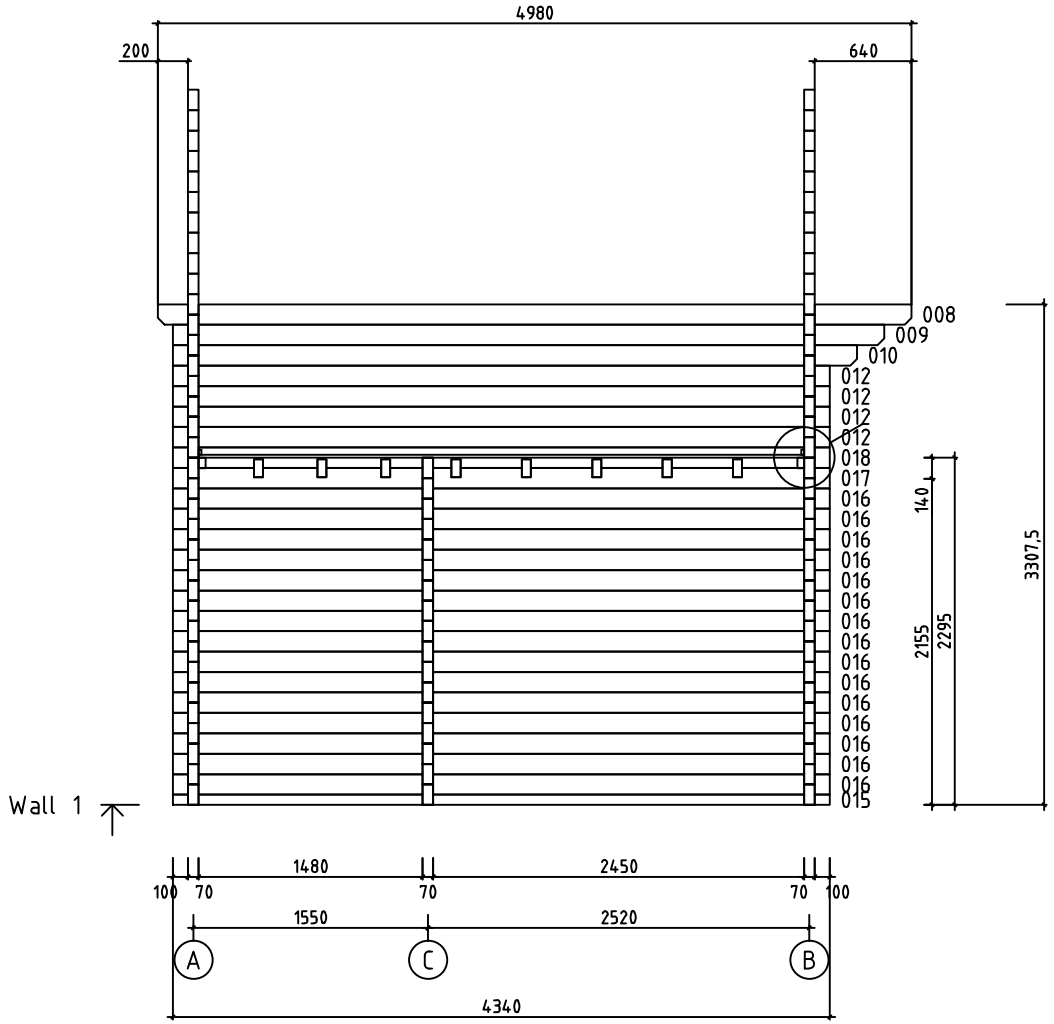

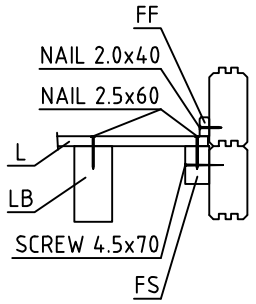

House	Narbonne 20m2 WC 70 ISO	Sheet	13
Drawing	WALL 1	Scale	1:50
Material	70x135	Date	07.05.2018
Drawer	RP	File	Narbonne 20m2 WC 70 ISO.dwg

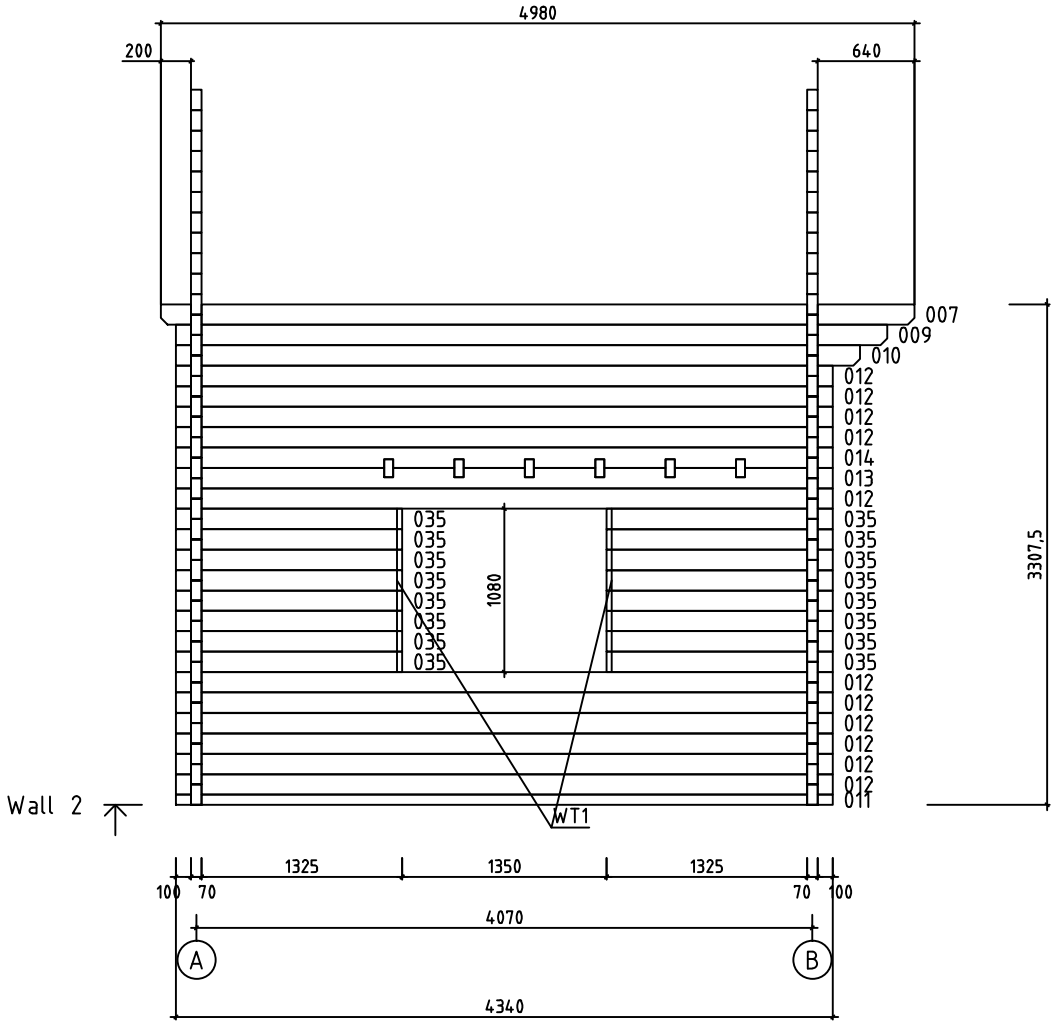

House	Narbonne 20m2 WC 70 ISO	Sheet	14
Drawing	WALL 2	Scale	1:50
Material	70x135	Date	07.05.2018
Drawer	RP	File	Narbonne 20m2 WC 70 ISO.dwg

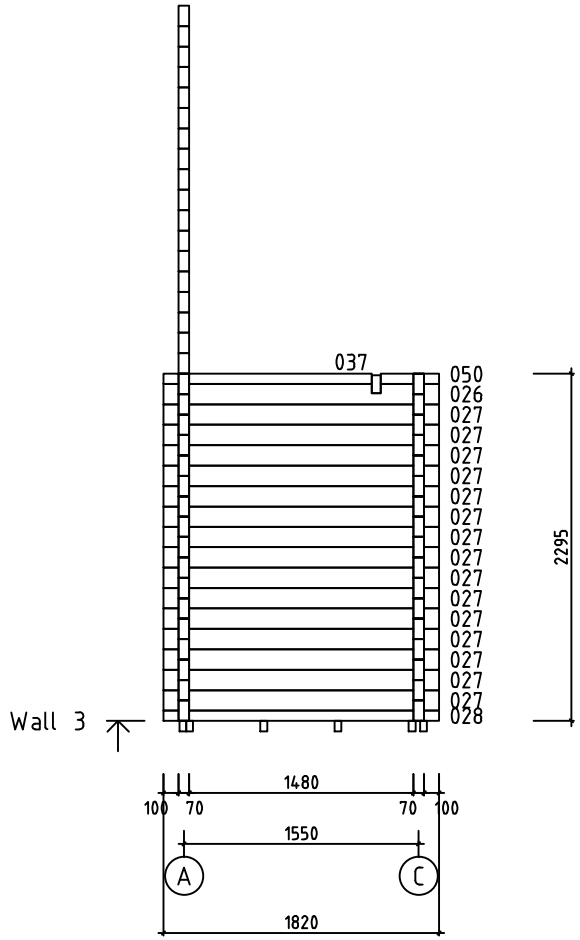

House	Narbonne 20m2 WC 70 ISO	Sheet	15
Drawing	WALL 3	Scale	1:50
Material	70x135	Date	07.05.2018
Drawer	RP	File	Narbonne 20m2 WC 70 ISO.dwg

Pos	Specification-Bestimmung-Spécification	PCS	Profile (mm)	L (mm)
001		13	70x135	5340
002	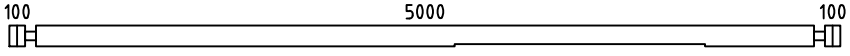	1	70x135	5340
003	SPARE BEAM-ERZATZBOHLE-MADRIER DE RÉSERVE 	1	70x135	5340
005	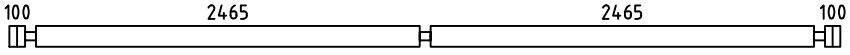	12	70x135	5340
007	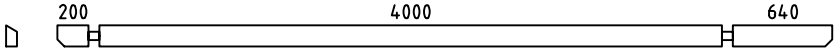	1	70x135	4980
008	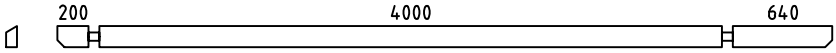	1	70x135	4980
009		2	70x135	4700
010	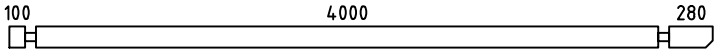	2	70x135	4520
011	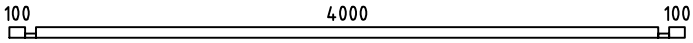	1	70x68	4340
012	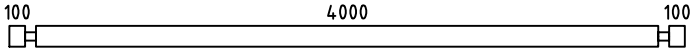	15	70x135	4340
013	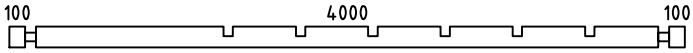	1	70x135	4340
014	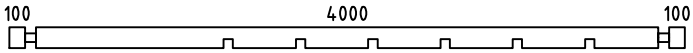	1	70x135	4340
015		1	70x68	4340
016		15	70x135	4340
017	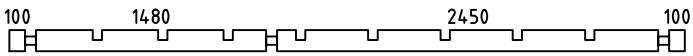	1	70x135	4340
018	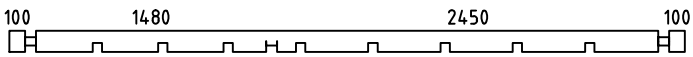	1	70x135	4340
019		5	70x135	3613
020	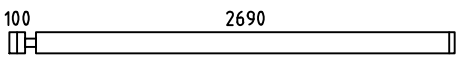	7	70x135	2860
021	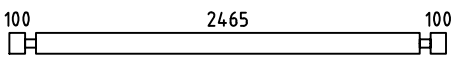 PM	1	70x135	2805
022	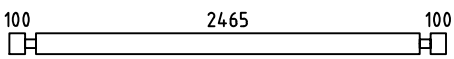	1	70x135	2805
026	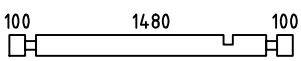	1	70x135	1820
027	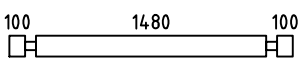	15	70x135	1820
028	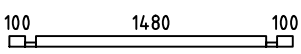	1	70x68	1820
029		15	70x135	1725
035		16	70x135	1495

House	Material	File	Sheet
Narbonne 20m2 WC 70 ISO		Narbonne 20m2 WC 70 ISO.dwg	16

Pos	Specification-Bestimmung-Spécification	PCS	Profile (mm)	L (mm)
037	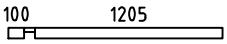	1	70x68	1375
041		8	70x135	1215
043		5	70x135	1078
048		23	70x135	870
050		1	70x68	385
051		15	70x135	270
WA-1	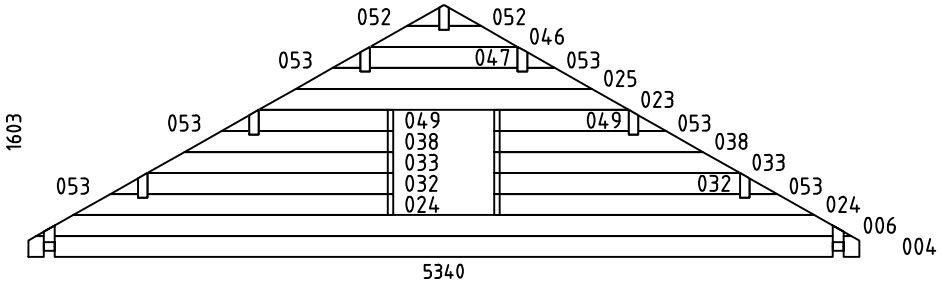	1	70x1603	5340
WB-1	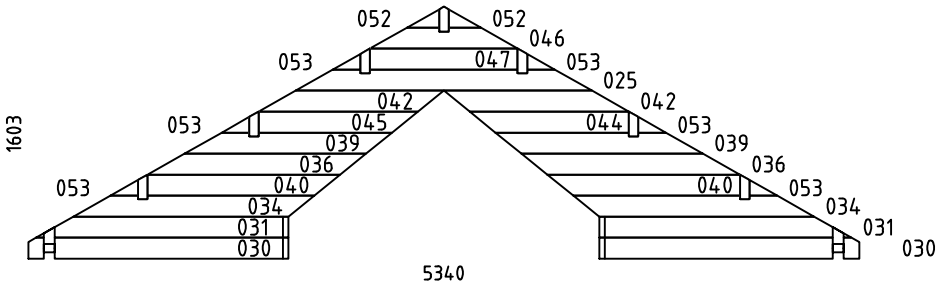	1	70x1603	5340
HB	HIT BLOCK-SCHLAGHÖLZER-MADRIERS D´ASSEMBLAGE 	2	70x135	300
LB2	LOFT FLOOR BEAM-SCHLAFBODENBALKEN-SOLIVES DE L´ETAGE 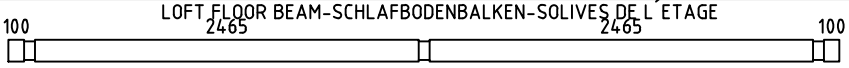	1	70x140	5340
LB3	LOFT FLOOR BEAM-SCHLAFBODENBALKEN-SOLIVES DE L´ETAGE 	5	70x140	5340
LB1	LOFT FLOOR BEAM-SCHLAFBODENBALKEN-SOLIVES DE L´ETAGE 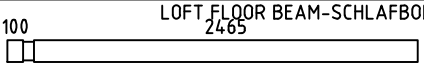	2	70x140	2635
FBI1	FLOORBEAMS-FUSSBODENBALKEN-POUTRES DE FONDATION IMPRÉGNÉS IMM	12	45x70	5040
FBI2	FLOORBEAMS-FUSSBODENBALKEN-POUTRES DE FONDATION IMPRÉGNÉS IMM	2	45x70	4130
FS2	LOFT FLOOR FIXING SLAT-SCHLAFBODEN BEFESTIGUNGSLEISTE-BAGUETTES POUR FIXER LES PLANCHER DE L´ETAGE 	1	45x70	4995
FS1	LOFT FLOOR FIXING SLAT-SCHLAFBODEN BEFESTIGUNGSLEISTE-BAGUETTES POUR FIXER LES PLANCHER DE L´ETAGE 	1	45x70	2460
RB1	ROOFBEAMS-DACHBALKEN-SOLIVES DE PLAFOND 	3	68x190	4980
RB3	ROOFBEAMS-DACHBALKEN-SOLIVES DE PLAFOND 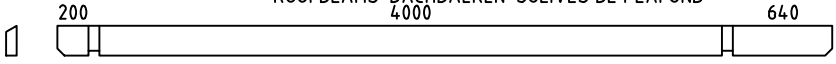	3	68x190	4980
RB2	ROOFBEAMS-DACHBALKEN-SOLIVES DE PLAFOND 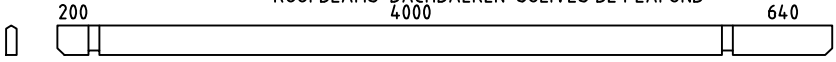	1	68x190	4980

House	Narbonne 20m2 WC 70 ISO	Material	File	Narbonne 20m2 WC 70 ISO.dwg	Sheet	17

Pos	Specification-Bestimmung-Spécification	PCS	Profile (mm)	L (mm)
F1	FLOORBOARD-FUSSBODENBRETT-PLANCHER or-oder-ou	22+1 29+1	18x114 18x88	3995
F2	FLOORBOARD-FUSSBODENBRETT-PLANCHER or-oder-ou	22+1 29+1	18x114 18x88	2445
F3	FLOORBOARD-FUSSBODENBRETT-PLANCHER or-oder-ou	22+1 29+1	18x114 18x88	1475
L1	LOFT FLOOR BOARD-SCHLAFBODENBRETTER-PLANCHER or-oder-ou	23+1 30+1	18x114 18x88	3995
L2	LOFT FLOOR BOARD-SCHLAFBODENBRETTER-PLANCHER or-oder-ou	21+1 28+1	18x114 18x88	2750
R1	ROOFBOARD-DACHBRETT-VOLIGES or-oder-ou	88+2 114+2	18x114 18x88	3270
FF1	FLOOR FILLET-FUSSBODENLEISTE-BAGUETTE DE FINITION DE PLANCHER		18x35	44m
GB1	GABLE BOARD-GIEBELBLENDE-PLANCHE DE RIVE 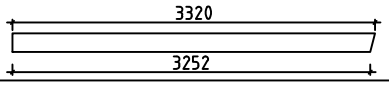	4	18x120	3320
GS1	ROOF FELT FILLET-GIEBELLEISTE-BAGUETTES POUR FIXER LES PLANCHES DE RIVE	4	18x70	3320
EB1	EAVE BOARD-TRAUFBRETT-LATTES SOUS VOLIGES	4	18x90	2490
ES1	EAVE SLAT-TRAUFENLEISTE-BAGUETTES POUR FIXER LES LATTES SOUS VOLIGES	4	30x40	2490
DB1	DIAMOND-RAUTE-ELÉMENTS DE DÉCORATION	2	18x90	200
B1	BOARD-BRETT-PLANCHE	1	18x70	2440
BB1	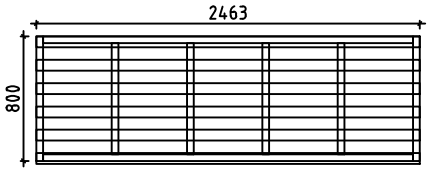	1	61x800	2463
B2	BOARD-BRETT-PLANCHE	1	18x70	420
BB2	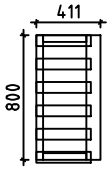	1	61x800	411
DT1	DOOR ASSEMBLING PROFILE-TÜR INSTALLIERUNGSPROFIL -TASSEAU DE FIXATION POUR PORTES	4	18x25	1990
WT1	WINDOW ASSEMBLING PROFILE-FENSTER INSTALLIERUNGSPROFIL -TASSEAU DE FIXATION POUR FENÉTRE	4	18x25	1050
WT2	WINDOW ASSEMBLING PROFILE-FENSTER INSTALLIERUNGSPROFIL -TASSEAU DE FIXATION POUR FENÉTRE	4	18x25	640
WT3	WINDOW ASSEMBLING PROFILE-FENSTER INSTALLIERUNGSPROFIL -TASSEAU DE FIXATION POUR FENÉTRE	2	18x25	225
SJ1	SCREW JOINT-GEWINDESTANGE -TIGES FILETÉS	4	M10	3270
LCM	LOFT FLOOR BEAM CONNECTING METAL- CONNECTEUR MÉTALLIQUE POUR SOLIVES DE L´ETAGE	2	76	120

House	Material	File	Sheet
Narbonne 20m2 WC 70 ISO		Narbonne 20m2 WC 70 ISO.dwg	18

Pos	Specification-Bestimmung-Spécification	PCS	Profile (mm)	L (mm)
	NAIL-NAGEL-CLOUS FOR-FÜR-POUR COATING FOR ROOF-BESCHICHTUNG FÜR DACH-REVÉTEMENT DE TOIT	500	ϕ2.5	20
	NAIL-NAGEL-CLOUS FOR-FÜR-POUR FF1	100	ϕ2.0	40
	NAIL-NAGEL-CLOUS FOR-FÜR-POUR F1, F2, F3, L1, L2, R1	1700	ϕ2.5	60
	SCREWS-SCHRAUBEN-VIS FOR-FÜR-POUR LCM	24	ϕ3.5	35
	SCREWS-SCHRAUBEN-VIS FOR-FÜR-POUR GB1, GS1, EB1, ES1, DB1, B1, B2	90	ϕ4.5	50
	SCREWS-SCHRAUBEN-VIS FOR-FÜR-POUR FS1, FS2	20	ϕ4.5	70
	SCREWS-SCHRAUBEN-VIS FOR-FÜR-POUR 011, 015, 028, 037, 050 FBI1, FBI2	70	ϕ4.5	90
	SCREWS-SCHRAUBEN-VIS FOR-FÜR-POUR LB1, LB2, LB3 RB1, RB2, RB3, WA-1, WB-1	80	ϕ6.0	160
	COATING FOR ROOF-BESCHICHTUNG FÜR DACH-REVÉTEMENT DE TOIT	4,0	R = 10m	
	STAIRS-TREPPE-ESCALIER + handrail	1	800 1240x2460	2295
	DOUBLEDOOR-DOPPELTÜR-DOUBLE PORTE (right-rechts-droit) ORT_1H P 1600 1990	1 1 1 1 2	1600	1990
	INNER DOOR-INNENTÜR-PORTE INTÉRIEURE (1x right-rechts-droit) AST P 800 1990	1 1 1	800	1990

House Narbonne 20m2 WC 70 ISO	Material	File Narbonne 20m2 WC 70 ISO.dwg	Sheet 19

Pos	Specification-Bestimmung-Spécification	PCS	Profile (mm)	L (mm)
	DDOUBLE WINDOW-DOPPEL FENSTER-DOUBLE FENÉTRE P (right-rechts-droit) ORT__1H 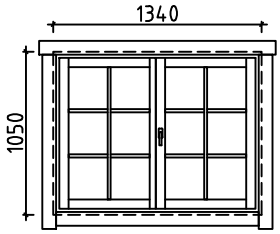 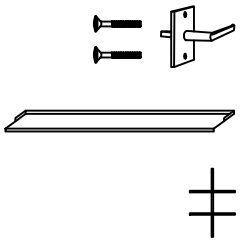	1 1 1 2	1340	1050
	WINDOW-FENSTER-FENÉTRE (right-rechts-droit) ORT__1H P 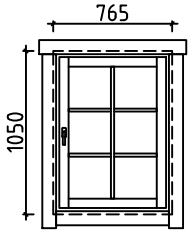 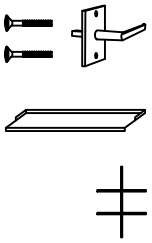	1 1 1 1	765	1050
	WINDOW-FENSTER-FENÉTRE (right-rechts-droit) ORT__1H P 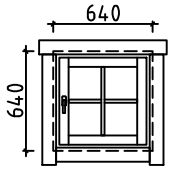 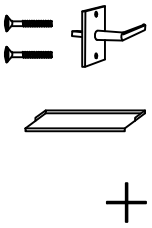	2 2 2 2	640	640
	WINDOW-FENSTER-FENÉTRE (closed-feststehend-fermé) ORT__1H_K 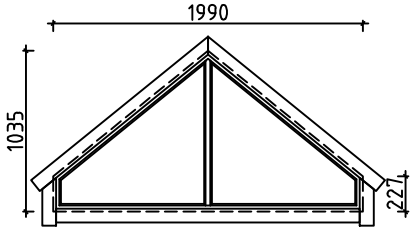	1	1990	1035

House Narbonne 20m2 WC 70 ISO	Material	File Narbonne 20m2 WC 70 ISO.dwg	Sheet 20

#001	A,B	5340	13
#002	B	5340	1
#003		5340	1
#004	A	5340	1
#005	A	5340	12
#006	A	5238	1
#007	2	4980	1
#008	1	4980	1
#009	1,2	4700	2
#010	1,2	4520	2
#011	2	4340	1
#012	1,2	4340	15
#013	2	4340	1
#014	2	4340	1
#015	1	4340	1
#016	1	4340	15
#017	1	4340	1
#018	1	4340	1
#019	A	3613	5
#020	B	2860	7
#021	C	2805	1
#022	C	2805	1
#023	A	2381	1
#024	A	2056	2
#025	A,B	1905	2
#026	3	1820	1
#027	3	1820	15
#028	3	1820	1
#029	C	1725	15
#030	B	1670	2
#031	B	1619	2
#032	A	1580	2
#033	A	1580	2
#034	B	1548	2
#035	2	1495	16
#036	B	1405	2
#037	3	1375	1
#038	A	1342	2
#039	B	1333	2
#040	B	1238	2
#041	B	1215	8
#042	B	1190	2
#043	A	1078	5
#044	B	1024	1
#045	B	1024	1
#046	A,B	952	2
#047	A,B	952	2
#048	B	870	23
#049	A	865	2
#050	3	385	1
#051	C	270	15
#052	A,B	208	4
#053	A,B	178	12