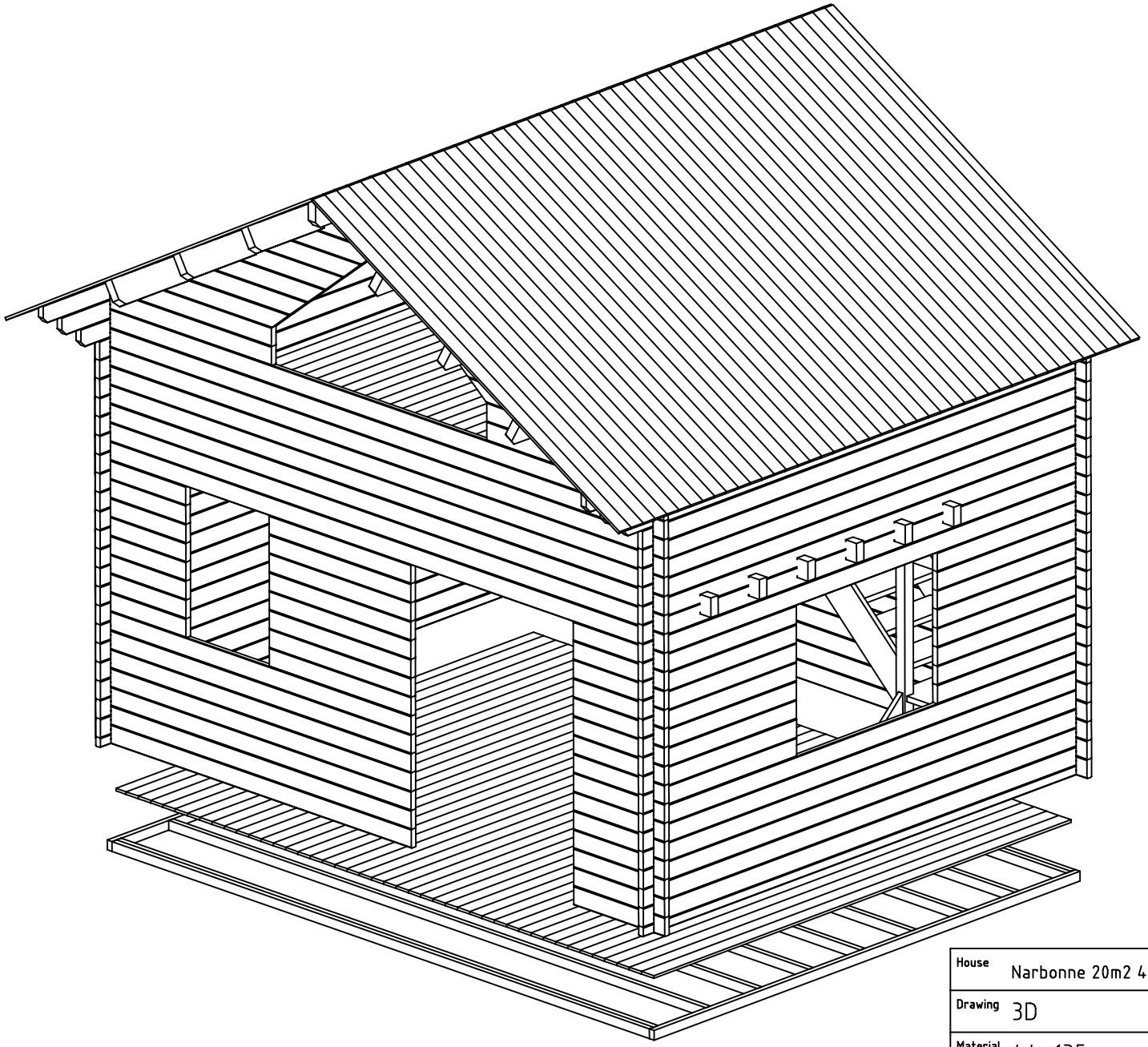

House	Narbonne 20m2 44 ISO	Sheet	1
Drawing	3D	Scale	
Material	44x135	Date	24.05.2016
Drawer	RP	File	Narbonne 20m2 44 ISO 3D.dwg

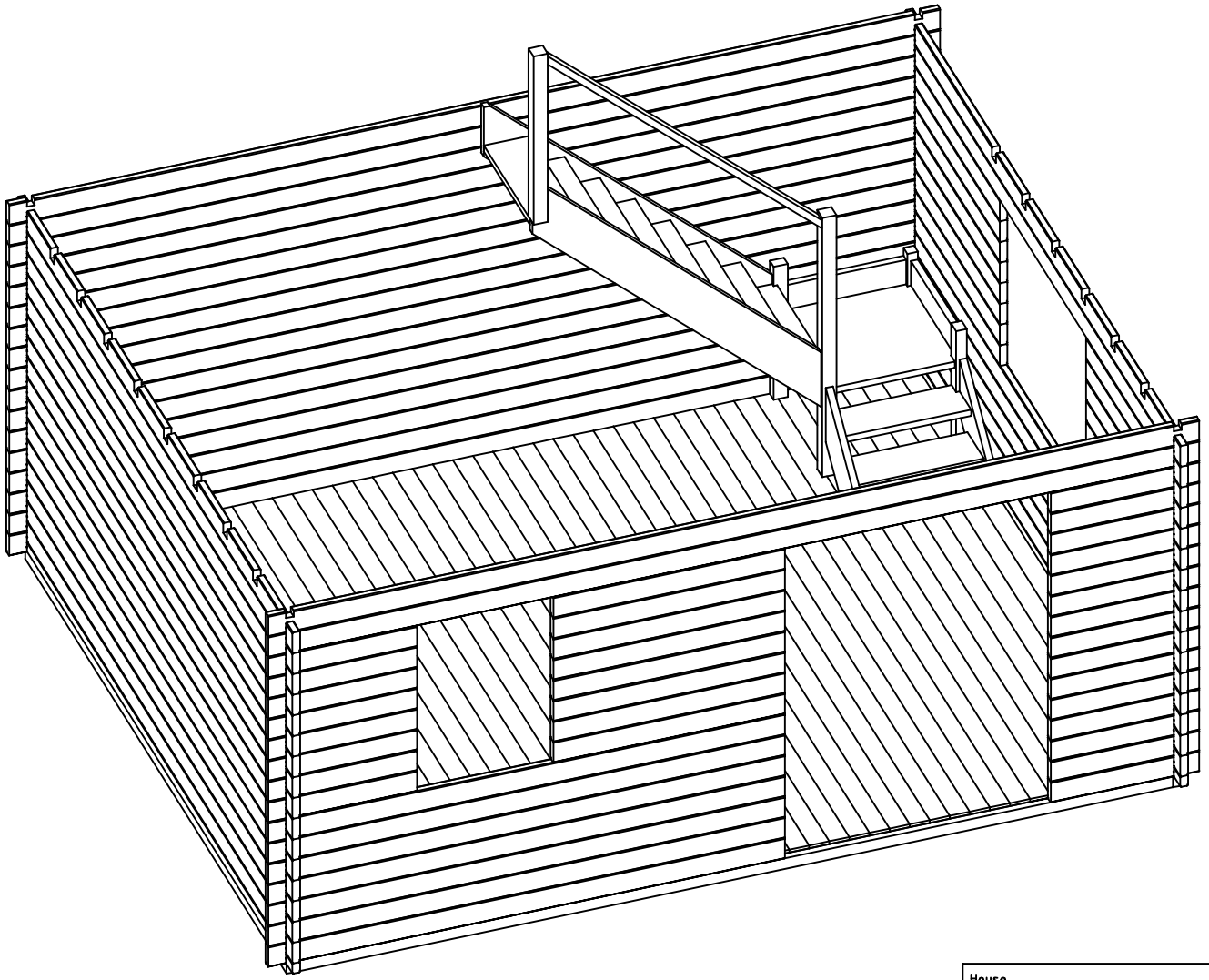

House	Narbonne 20m2 44 ISO	Sheet	2
Drawing	3D	Scale	
Material	44x135	Date	24.05.2016
Drawer	RP	File	Narbonne 20m2 44 ISO 3D.dwg

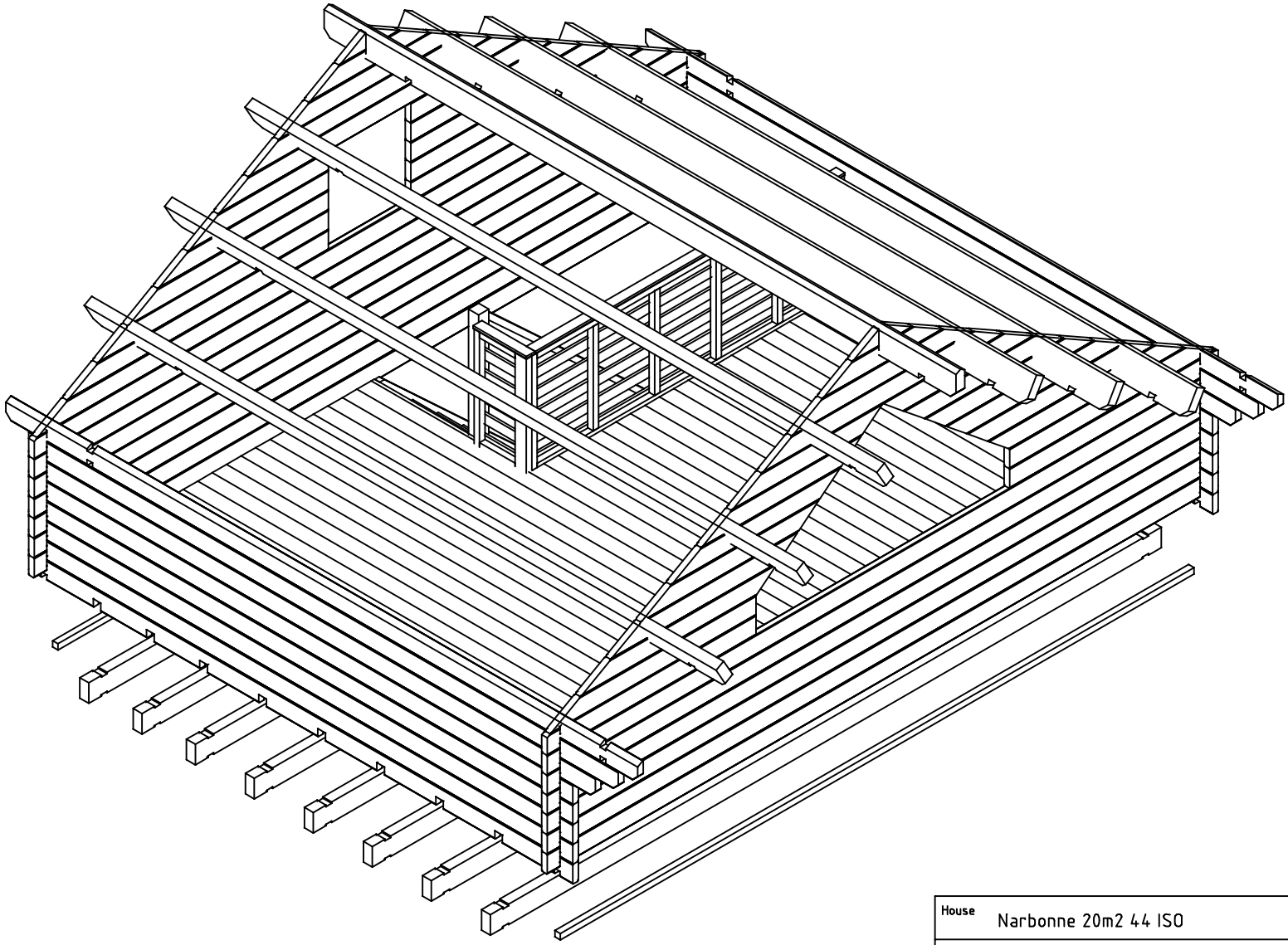

House	Narbonne 20m2 44 ISO	Sheet	3
Drawing	3D	Scale	
Material	44x135	Date	24.05.2016
Drawer	RP	File	Narbonne 20m2 44 ISO 3D.dwg

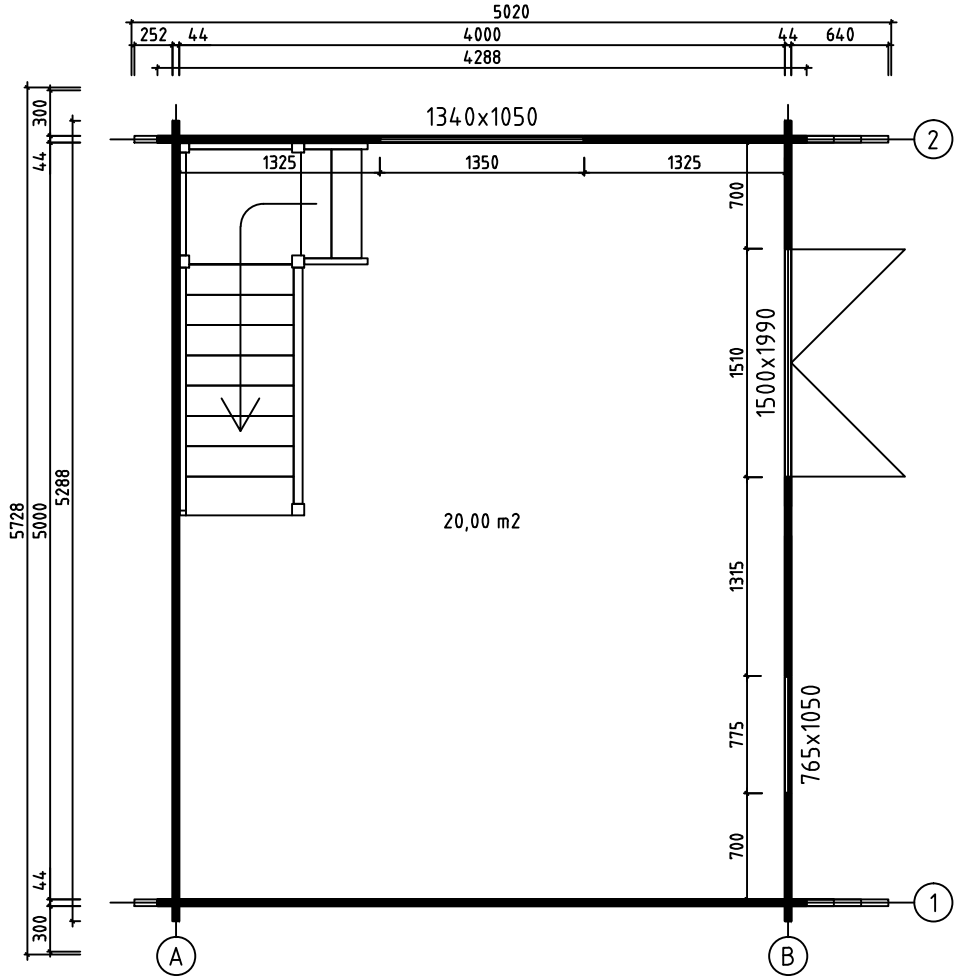

House	Narbonne 20m2 44 ISO	Sheet	4
Drawing	PLAN DE MASSE	Scale	1:50
Material	44x135	Date	24.05.2016
Drawer	RP	File	Narbonne 20m2 44 ISO.dwg

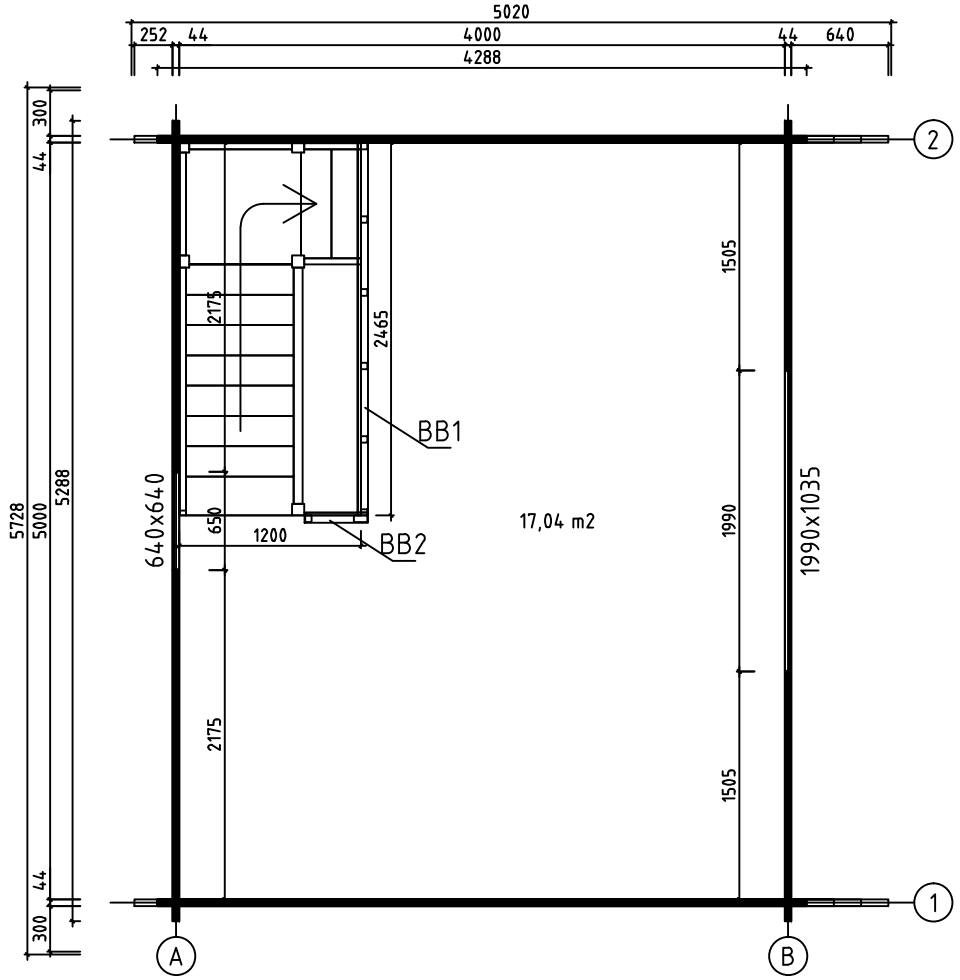

House	Narbonne 20m2 44 ISO	Sheet	5
Drawing	PLAN DE L´ETAGE	Scale	1:50
Material	44x135	Date	24.05.2016
Drawer	RP	File	Narbonne 20m2 44 ISO.dwg

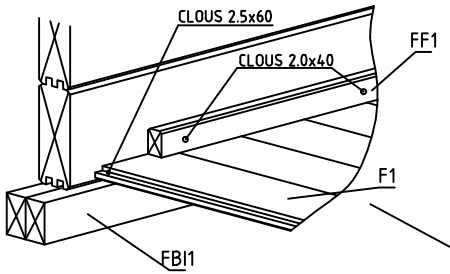

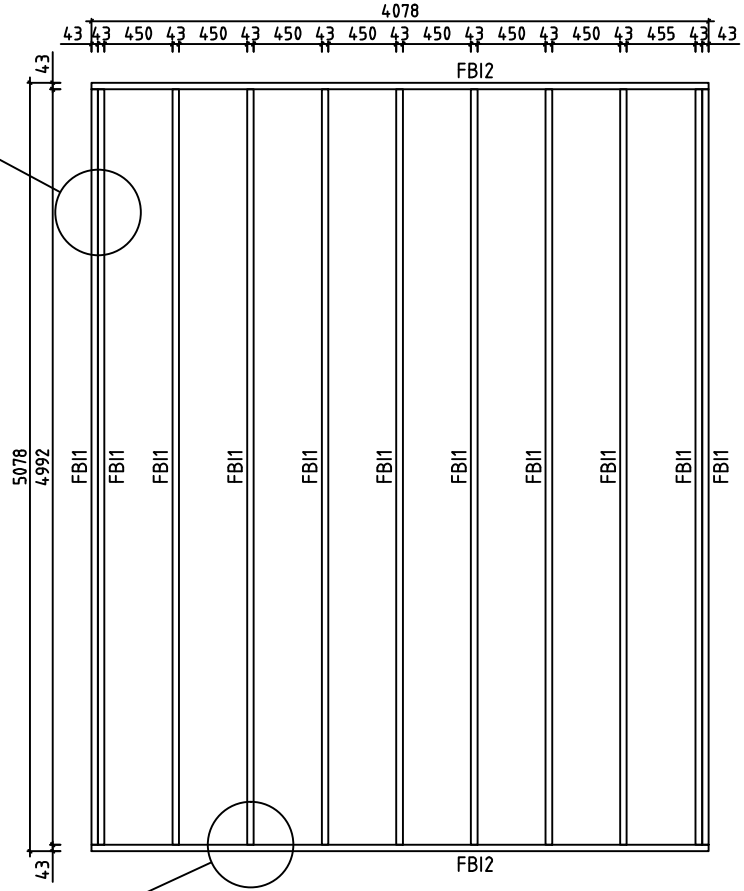

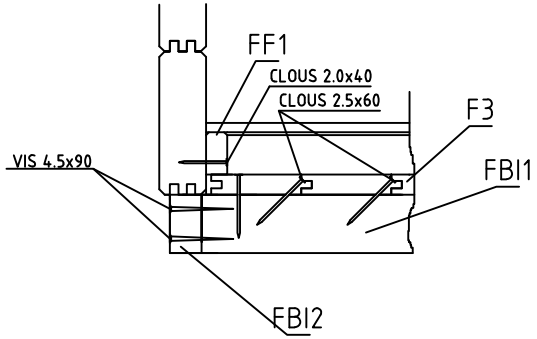

House	Narbonne 20m2 44 ISO	Sheet	6
Drawing	FONDATION	Scale	1:50
Material	43x70	Date	24.05.2016
Drawer	RP	File	Narbonne 20m2 44 ISO.dwg

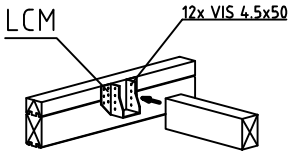

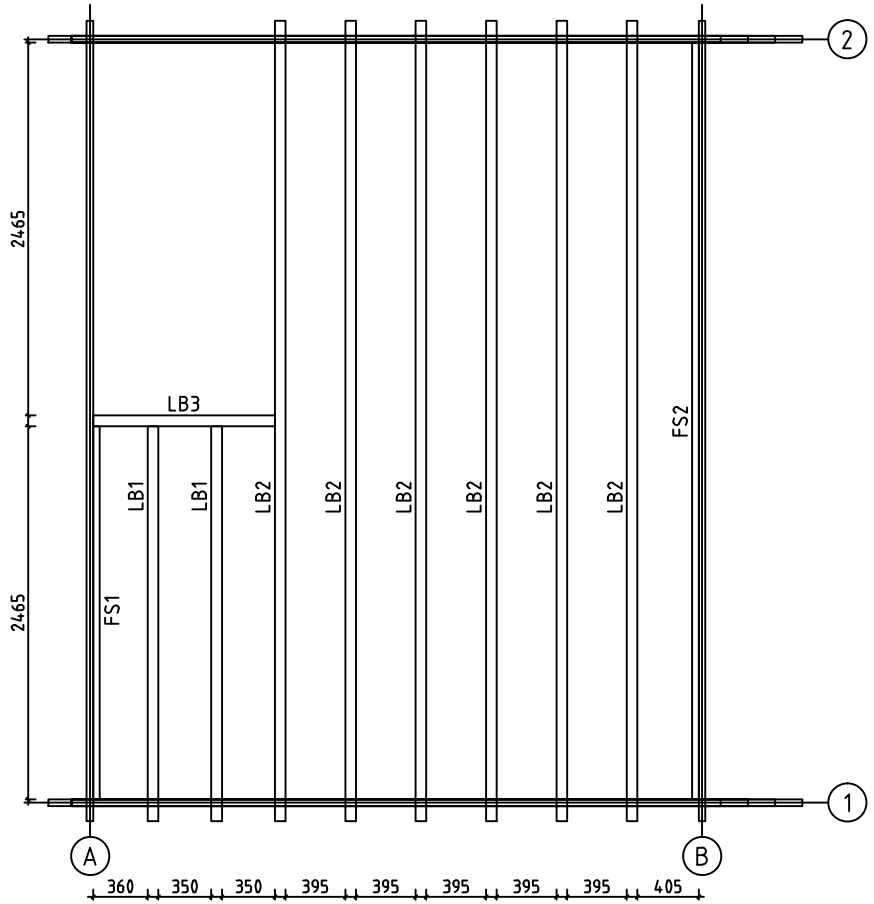

House	Narbonne 20m2 44 ISO	Sheet	7
Drawing	SOLIVES DE L´ETAGE	Scale	1:50
Material	70x140, 43x43	Date	24.05.2016
Drawer	RP	File	Narbonne 20m2 44 ISO.dwg

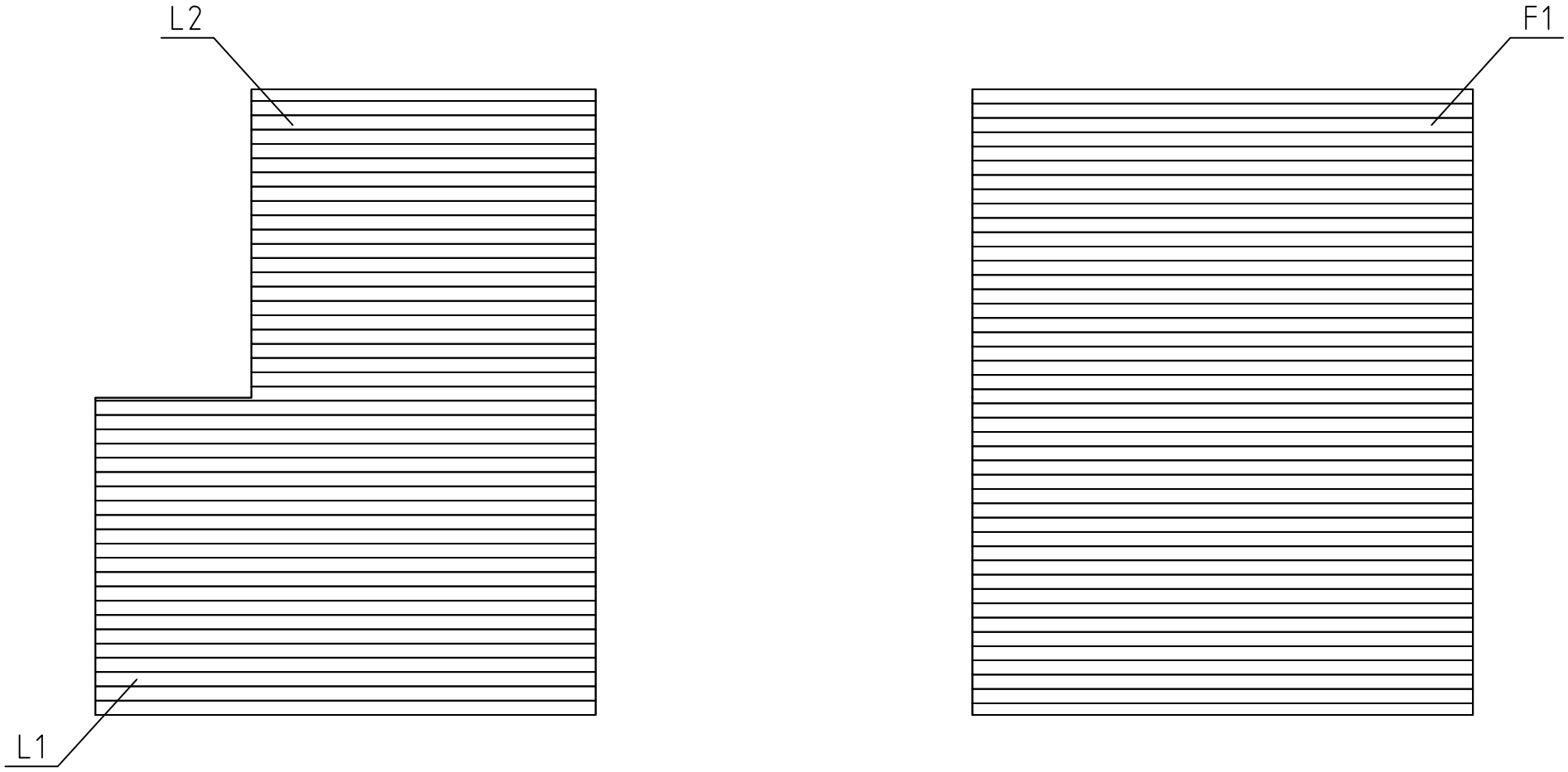

PLANCHER DE L´ETAGE

House	Narbonne 20m2 44 ISO	Sheet	8
Drawing	PLAN POSE PLANCHER	Scale	1:50
Material	114x19	Date	24.05.2016
Drawer	RP	File	Narbonne 20m2 44 ISO.dwg

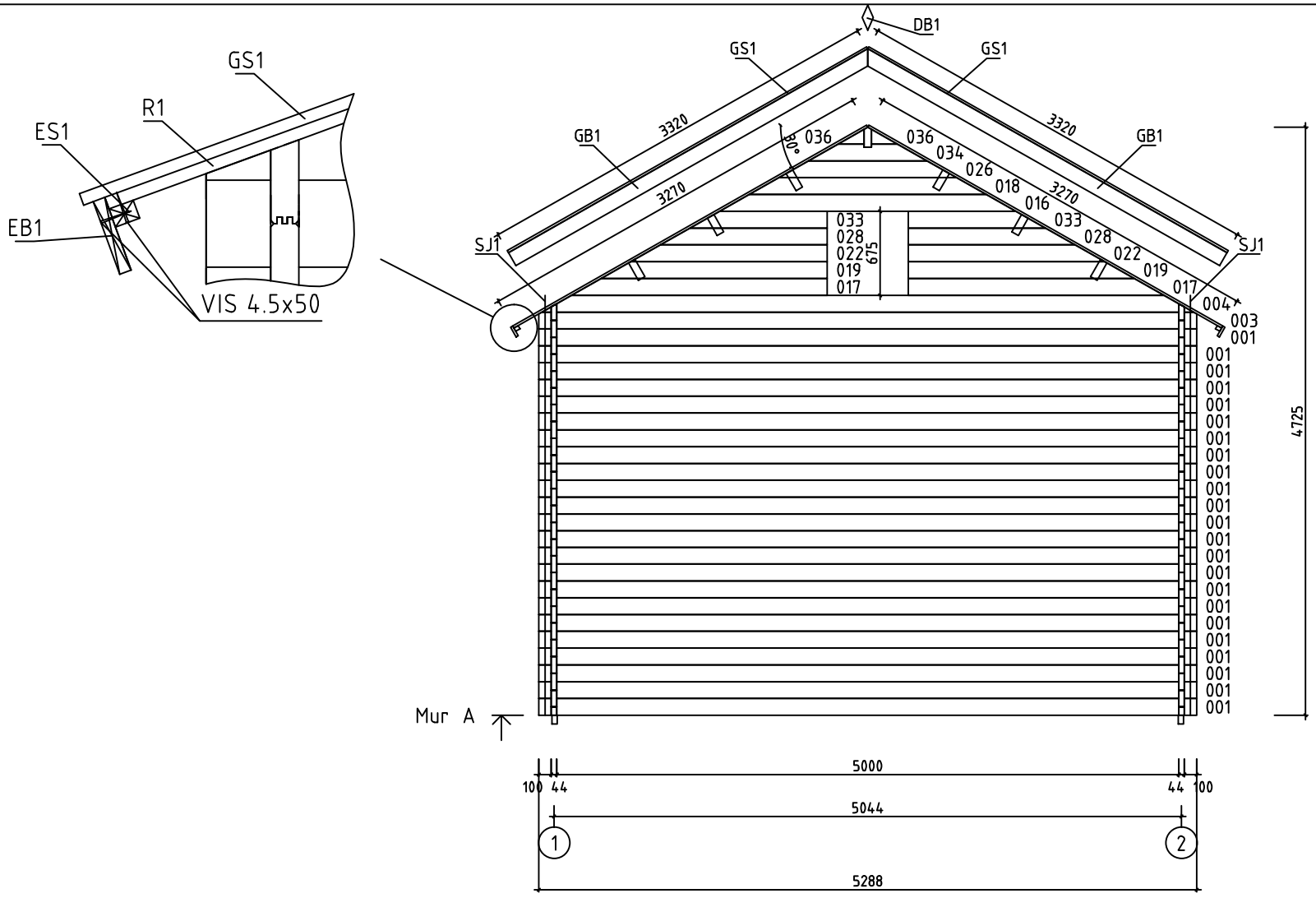

House	Narbonne 20m2 44 ISO	Sheet	9
Drawing	MUR A	Scale	1:50
Material	44x135	Date	24.05.2016
Drawer	RP	File	Narbonne 20m2 44 ISO.dwg

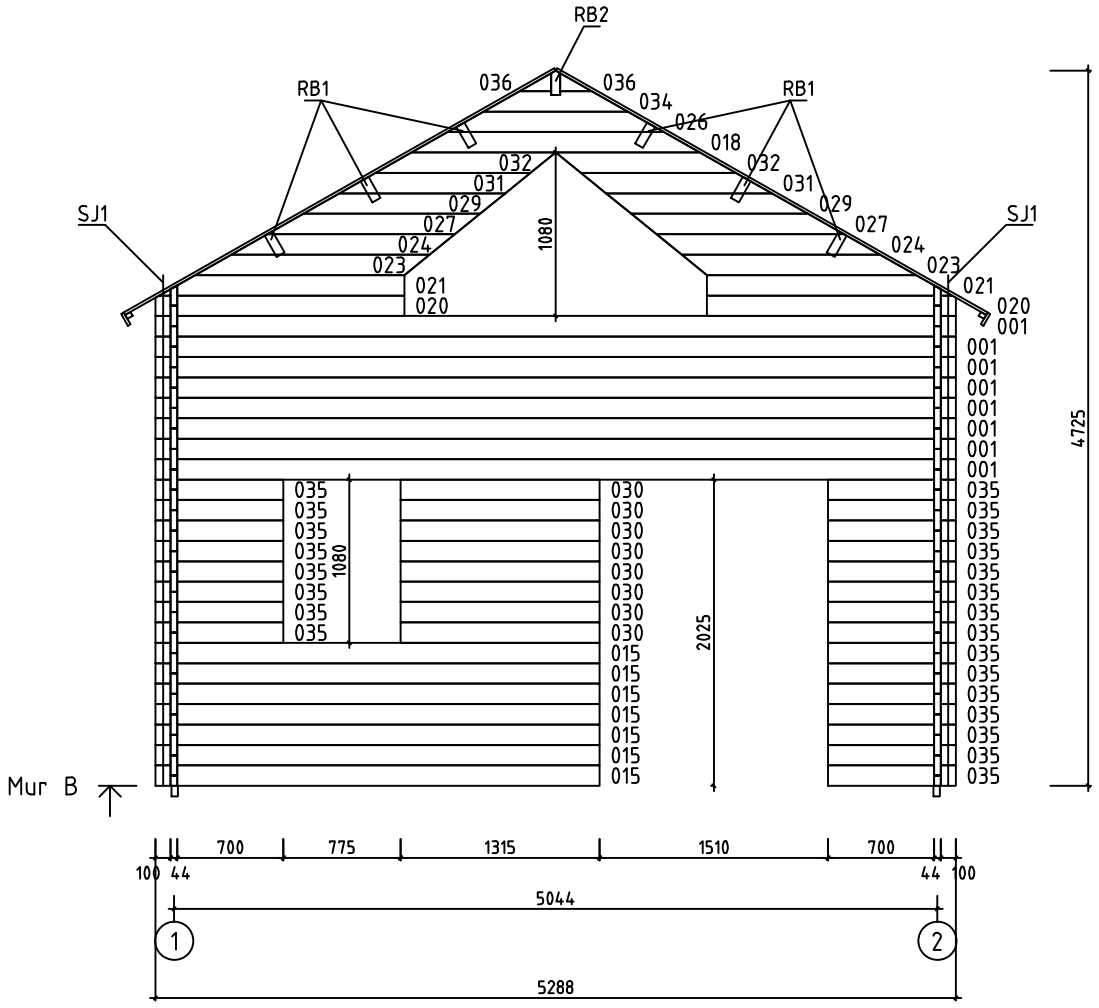

House	Narbonne 20m2 44 ISO	Sheet	10
Drawing	MUR B	Scale	1:50
Material	44x135	Date	24.05.2016
Drawer	RP	File	Narbonne 20m2 44 ISO.dwg

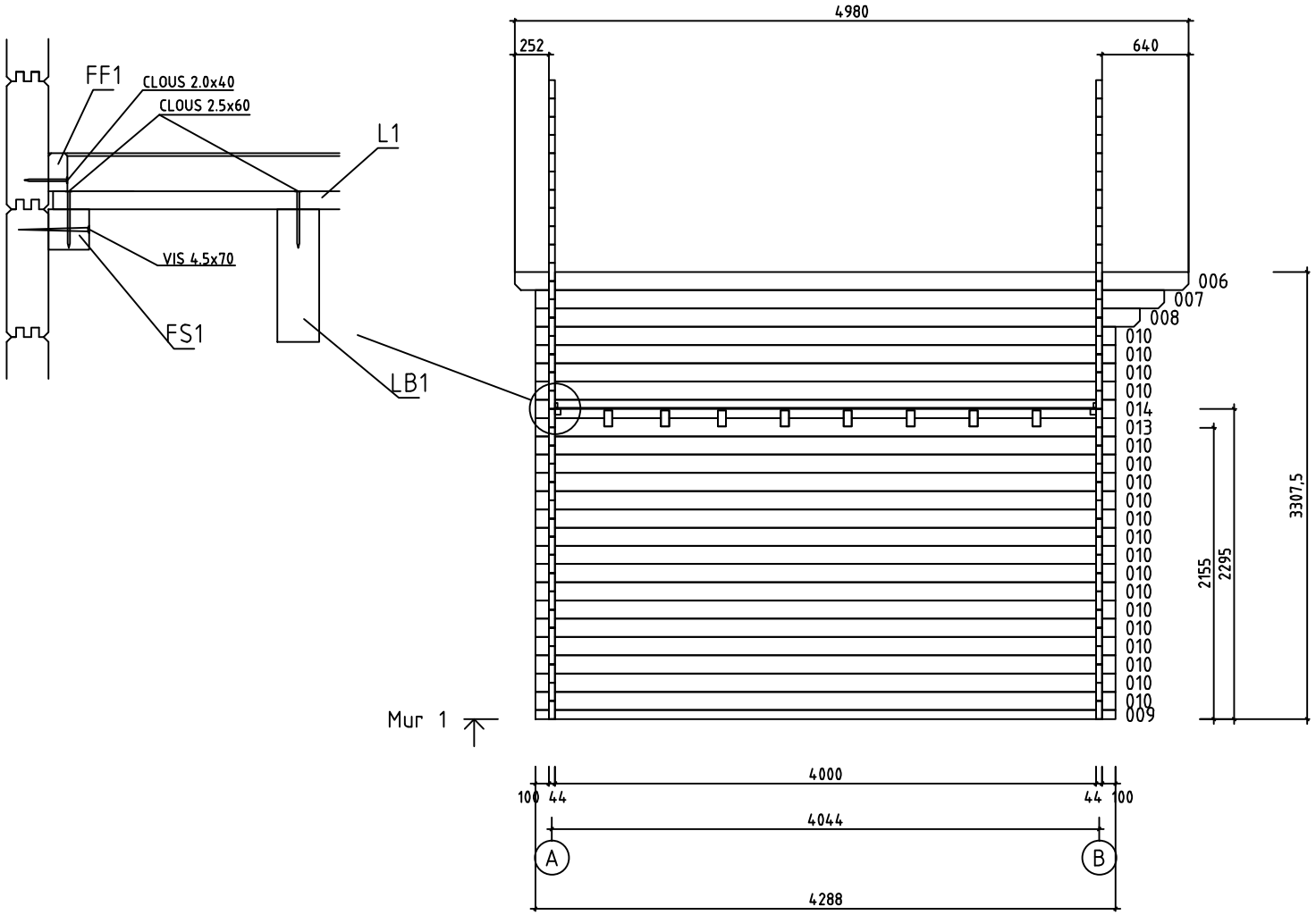

House	Narbonne 20m2 44 ISO	Sheet	11
Drawing	MUR 1	Scale	1:50
Material	44x135	Date	24.05.2016
Drawer	RP	File	Narbonne 20m2 44 ISO.dwg

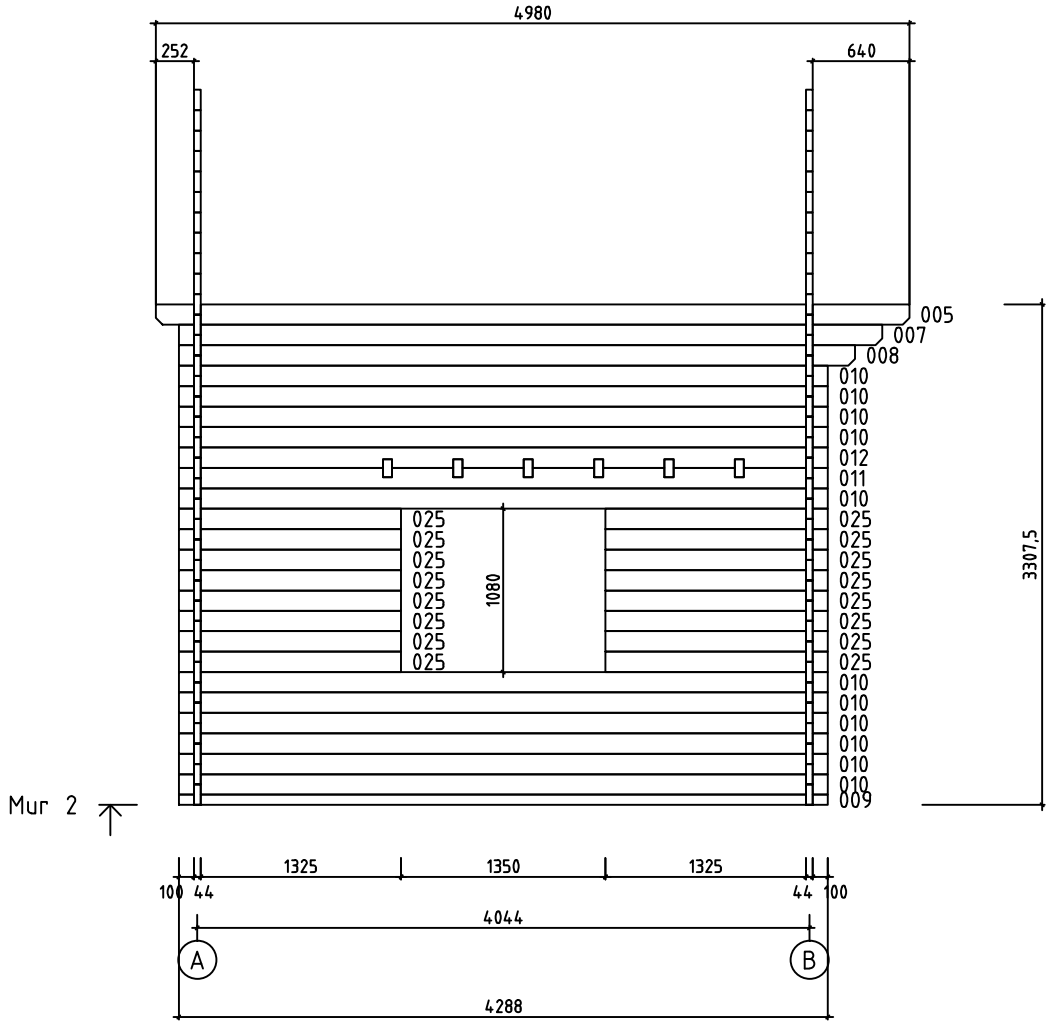

House	Narbonne 20m2 44 ISO	Sheet	12
Drawing	MUR 2	Scale	1:50
Material	44x135	Date	24.05.2016
Drawer	RP	File	Narbonne 20m2 44 ISO.dwg

Pos	Spécification	Unités	Profil (mm)	L (mm)
001		31	44x135	5288
002	MADRIER DE RÉSERVE 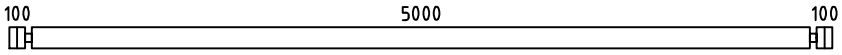	1	44x135	5288
005	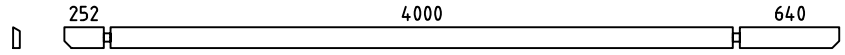	1	44x135	4980
006	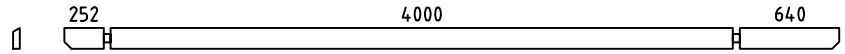	1	44x135	4980
007		2	44x135	4648
008	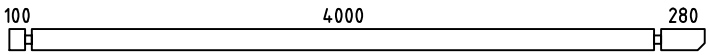	2	44x135	4468
009	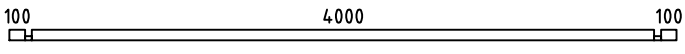	2	44x68	4288
010		30	44x135	4288
011	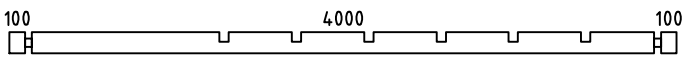	1	44x135	4288
012	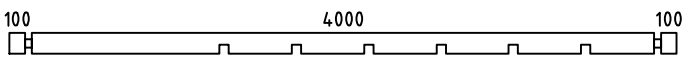	1	44x135	4288
013	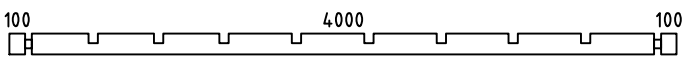	1	44x135	4288
014	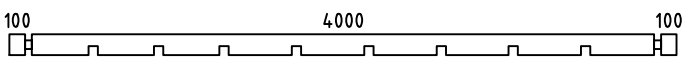	1	44x135	4288
015	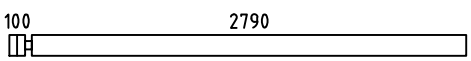	7	44x135	2934
025		16	44x135	1469
030		8	44x135	1315
035		23	44x135	844
WA-1	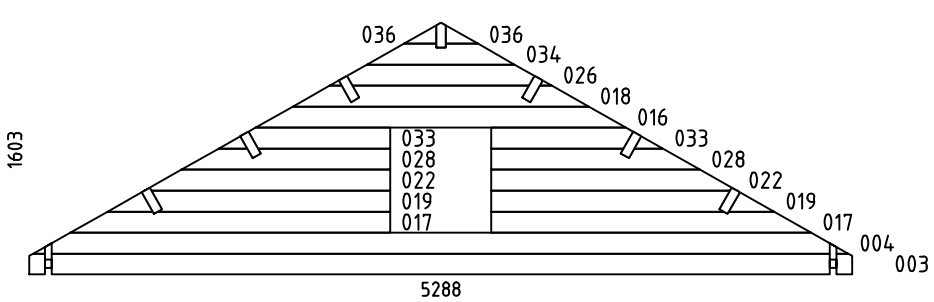	1	44x1603	5288
WB-1	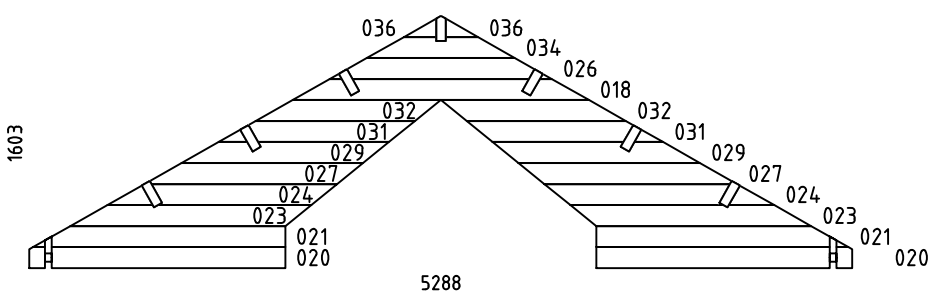	1	44x1603	5288
HB	MADRIERS D´ASSEMBLAGE 	2	44x135	300

House	Material	File	Sheet
Narbonne 20m2 44 ISO		Narbonne 20m2 44 ISO.dwg	13

Pos	Spécification	Unités	Profil (mm)	L (mm)
LB2	SOLIVES DE L´ETAGE 	6	70x140	5288
LB1	SOLIVES DE L´ETAGE 	2	70x140	2609
LB3	SOLIVES DE L´ETAGE 	1	70x140	1200
FBI2	POUTRES DE FONDATION IMPRÉGNÉS	11	43x70	4992
FBI1	POUTRES DE FONDATION IMPRÉGNÉS	2	43x70	4078
FS2	BAGUETTES POUR FIXER LES PLANCHER DE L´ETAGE 	1	43x43	4995
FS1	BAGUETTES POUR FIXER LES PLANCHER DE L´ETAGE 	1	43x43	2464
RB1	SOLIVES DE PLAFOND 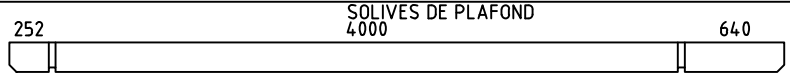	6	68x190	4980
RB2	SOLIVES DE PLAFOND 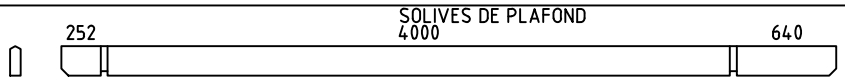	1	68x190	4980
F1	PLANCHER ou	44+1 57+1	114x19 88x19	3995
L1	PLANCHER DE L´ETAGE ou	23+1 30+1	114x19 88x19	3995
L2	PLANCHER DE L´ETAGE ou	21+1 28+1	114x19 88x19	2750
R1	VOLIGES  ou	88+2 114+2	114x19 88x19	3270
FF1	BAGUETTE DE FINITION DE PLANCHER 		19x35	37 m
GB1	PLANCHE DE RIVE 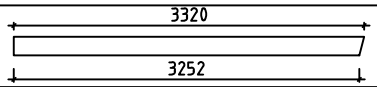	4	19x120	3320
GS1	BAGUETTES POUR FIXER LES PLANCHES DE RIVE 	4	19x70	3320
EB1	LATTES SOUS VOLIGES 	4	19x90	2490
ES1	BAGUETTES POUR FIXER LES LATTES SOUS VOLIGES	4	30x40	2490
DB1	ELÉMENTS DE DÉCORATION 	2	19x90	200
SJ1	TIGES FILETÉS	4	ØM10	3280
LCM	CONNECTEUR MÉTALLIQUE POUR SOLIVES DE L´ETAGE (LB1, LB3) 	4	70	135
B1	PLANCHER 	1	70x19	2440
BB1	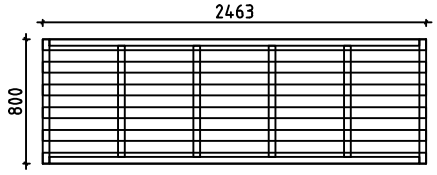	1	62x800	2463

House Narbonne 20m2 44 ISO	Material	File Narbonne 20m2 44 ISO.dwg	Sheet 14

B2	PLANCHER					1	70x19	420
BB2	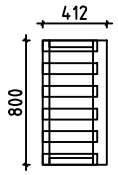					1	62x800	412
	CLOUS	POUR	FF1			80	ϕ2.0	40
	CLOUS	POUR	F1, L1, L2, R1			1620	ϕ2.5	60
	CLOUS	POUR	LE REVÉTEMENT DE TOIT			500	ϕ2.5	20
	VIS	POUR	GB1, GS1, EB1, ES1, DB1 LCM			130	ϕ4.5	50
	VIS	POUR	FS1, FS2			20	ϕ4.5	70
	VIS	POUR	009 FBI1, FBI2			70	ϕ4.5	90
	VIS	POUR	RB1, RB2, WA-1, WB-1 LB1, LB2, LB3			110	ϕ6.0	160
	REVÉTEMENT DE TOIT			R = 15m		3,0		
	POIGNÉE DE FENÊTRE (EN KIT)					4		
	POIGNÉE DE PORTE (EN KIT)					1		
	SERRURE DE PORTE + CLÉS					1		
	REJET D´EAU POUR DOUBLE FENÉTRE					1		
	REJET D´EAU POUR FENÉTRE					1		
	REJET D´EAU POUR FENÉTRE					1		
	CROISILLONS POUR DOUBLE PORTE					2		
	CROISILLONS POUR DOUBLE FENÉTRE					2		
	CROISILLONS POUR FENÉTRE					1		
	CROISILLONS POUR FENÉTRE					1		
	CHARNIERES PORTE					6		
	BORDURE DE PORTE					1		

Pos	Spécification	Unités	Profil (mm)	L (mm)
	ESCALIER 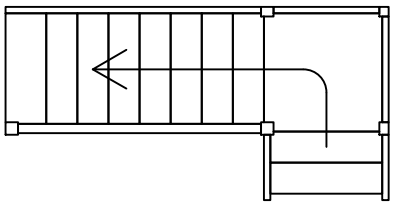	1	800 1240x2460	2295
	DOUBLE PORTE (droit) ORT_ECO P 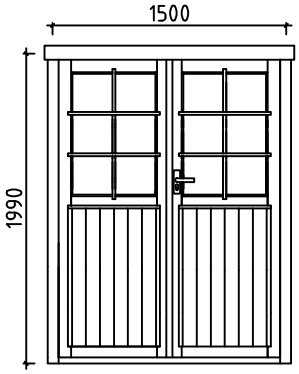	1	1500	1990
	DOUBLE FENÉTRE ORT_ECO 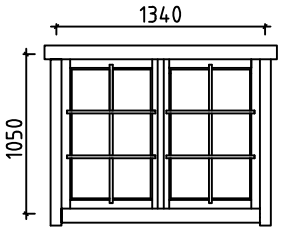	1	1340	1050
	FENÉTRE (droit) ORT_ECO P 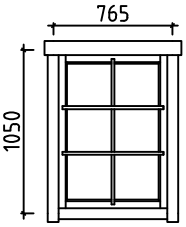	1	765	1050
	FENÉTRE (droit) ORT_ECO P 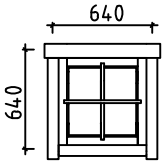	1	640	640
	FENÉTRE (fermé) ORT_ECO_K 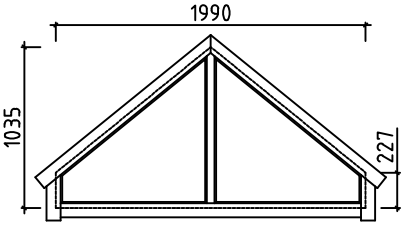	1	1990	1035

House Narbonne 20m2 44 ISO	Material	File Narbonne 20m2 44 ISO.dwg	Sheet 16

#001	A,B	5288	31
#002		5288	1
#003	A	5288	1
#004	A	5238	1
#005	2	4980	1
#006	1	4980	1
#007	1,2	4648	2
#008	1,2	4468	2
#009	1,2	4288	2
#010	1,2	4288	30
#011	2	4288	1
#012	2	4288	1
#013	1	4288	1
#014	1	4288	1
#015	B	2934	7
#016	A	2381	1
#017	A	2056	2
#018	A,B	1905	2
#019	A	1818	2
#020	B	1644	2
#021	B	1619	2
#022	A	1580	2
#023	B	1548	2
#024	B	1476	2
#025	2	1469	16
#026	A,B	1429	2
#027	B	1405	2
#028	A	1342	2
#029	B	1333	2
#030	B	1315	8
#031	B	1262	2
#032	B	1190	2
#033	A	1104	2
#034	A,B	952	2
#035	B	844	23
#036	A,B	208	4