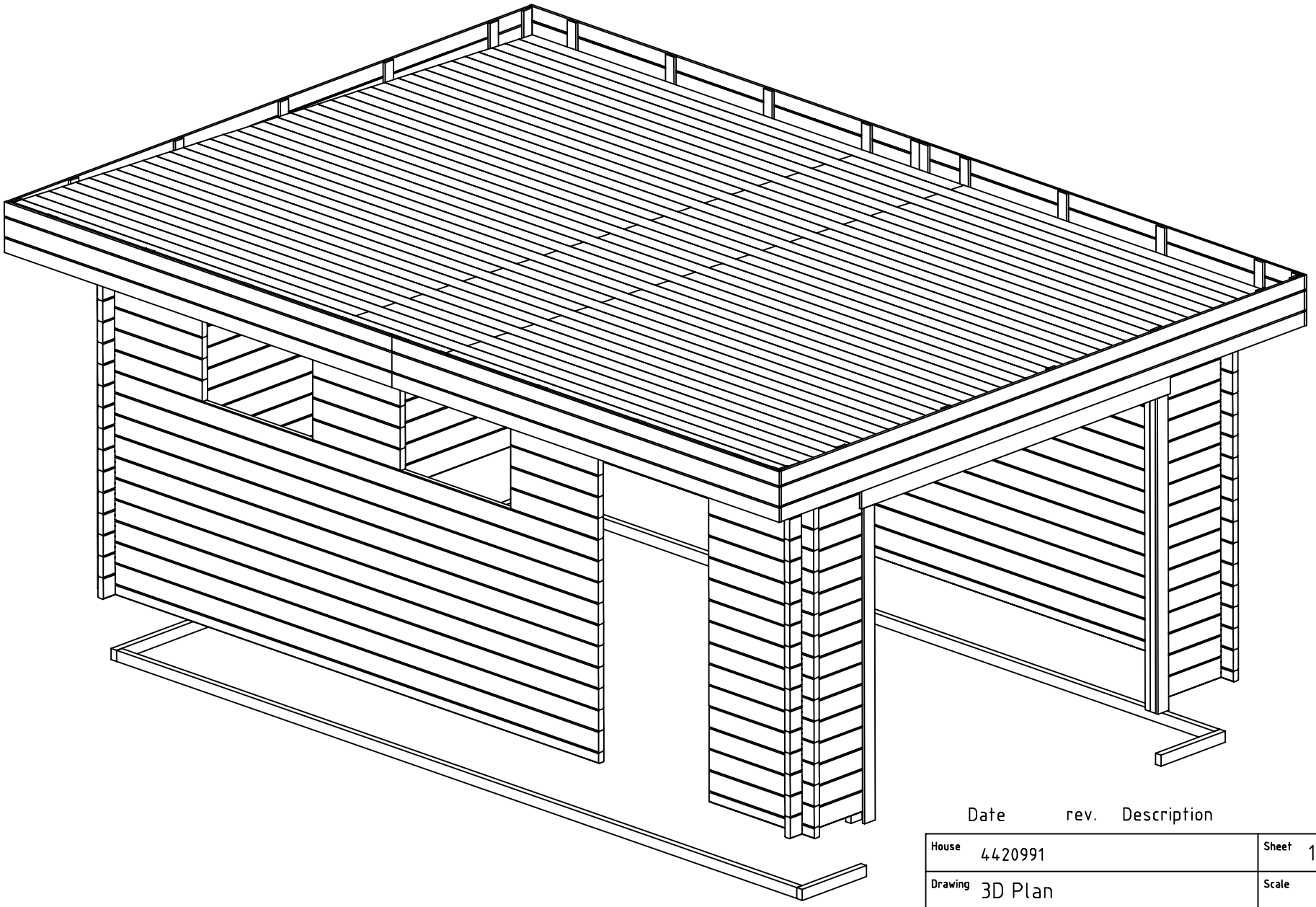

Date	rev.	Description

House	4420991	Sheet	1
Drawing	3D Plan	Scale	
Material	44x135	Date	05.01.2024
Drawer	RP	File	4420991 3D.dwg

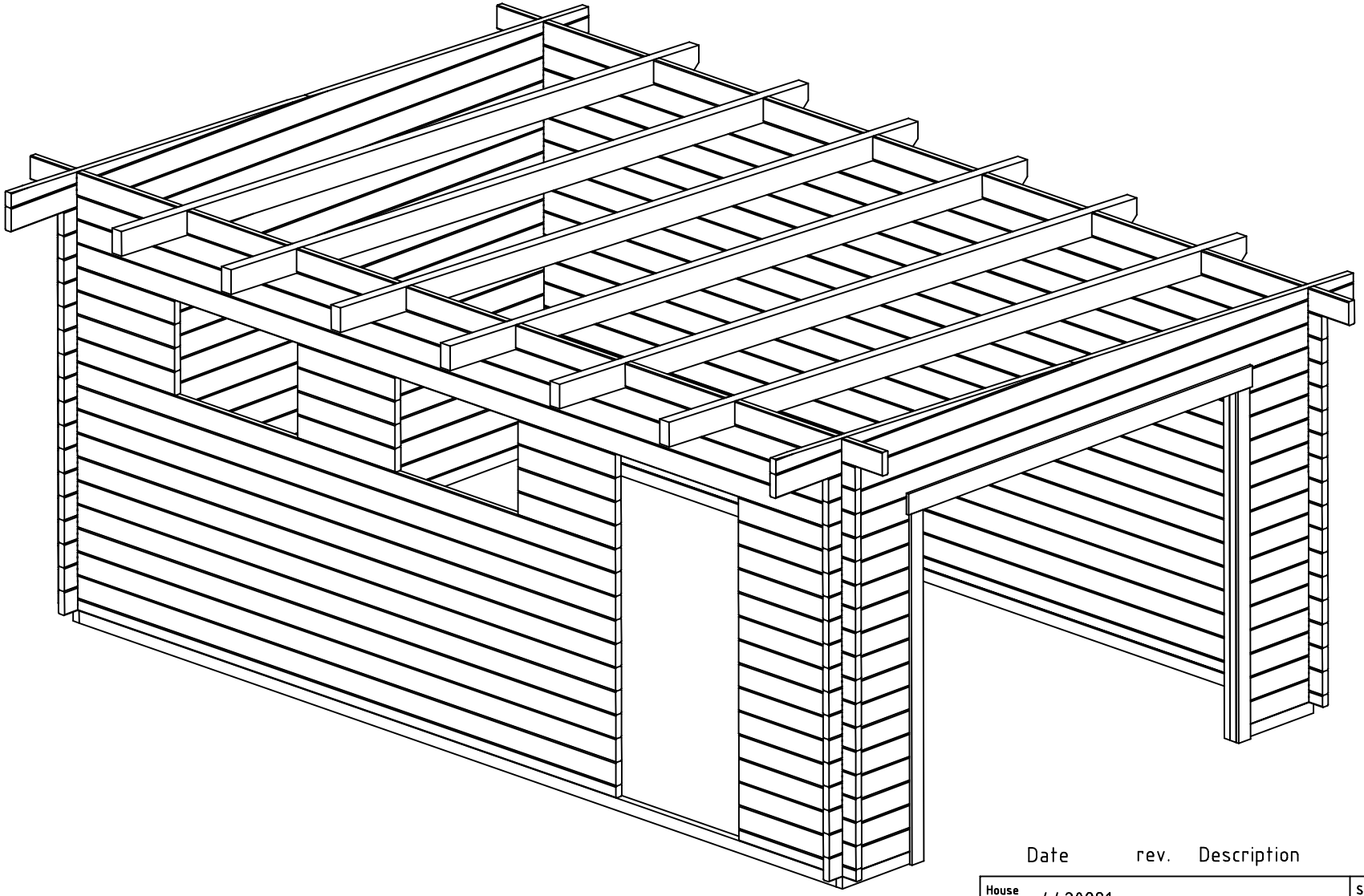

Date	rev.	Description

House	4420991	Sheet	2
Drawing	3D Plan	Scale	
Material	44x135	Date	05.01.2024
Drawer	RP	File	4420991 3D.dwg

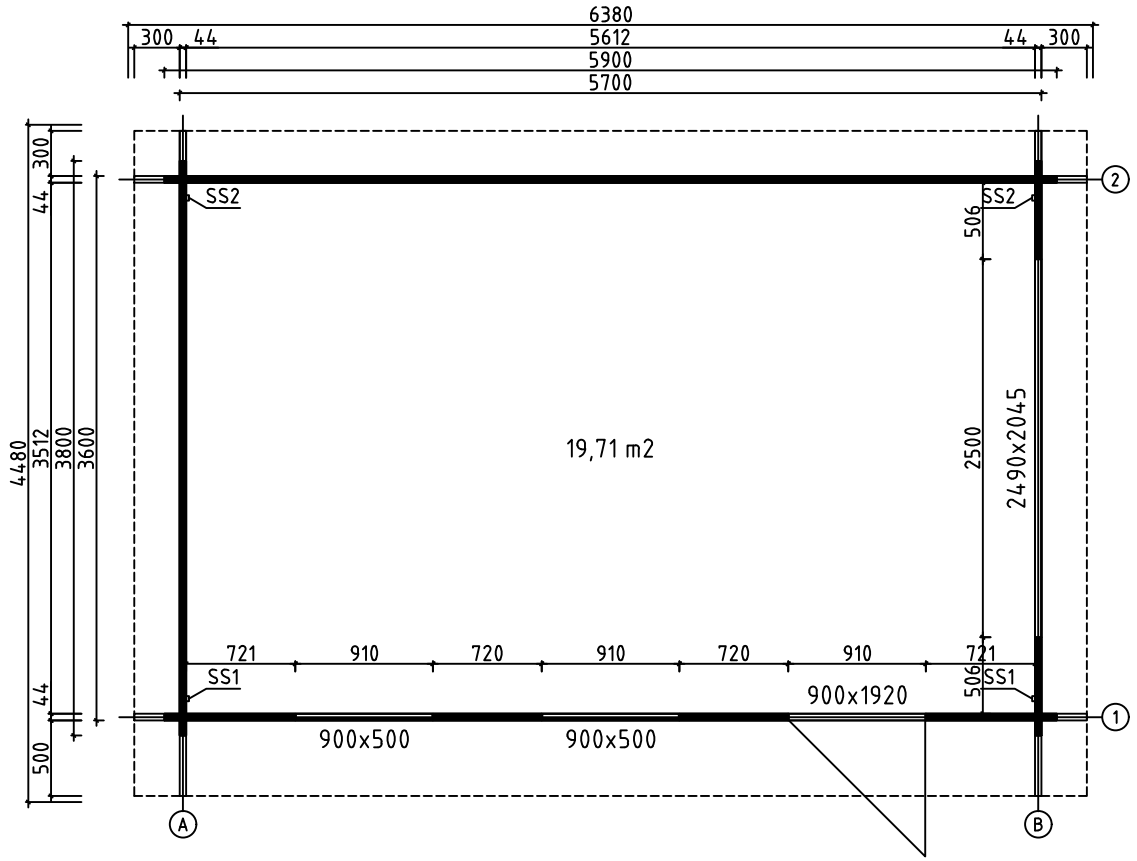

House	4420991	Sheet	3
Drawing	GROUNDPLAN	Scale	1:50
Material	44x135	Date	05.01.2024
Drawer	RP	File	4420991.dwg

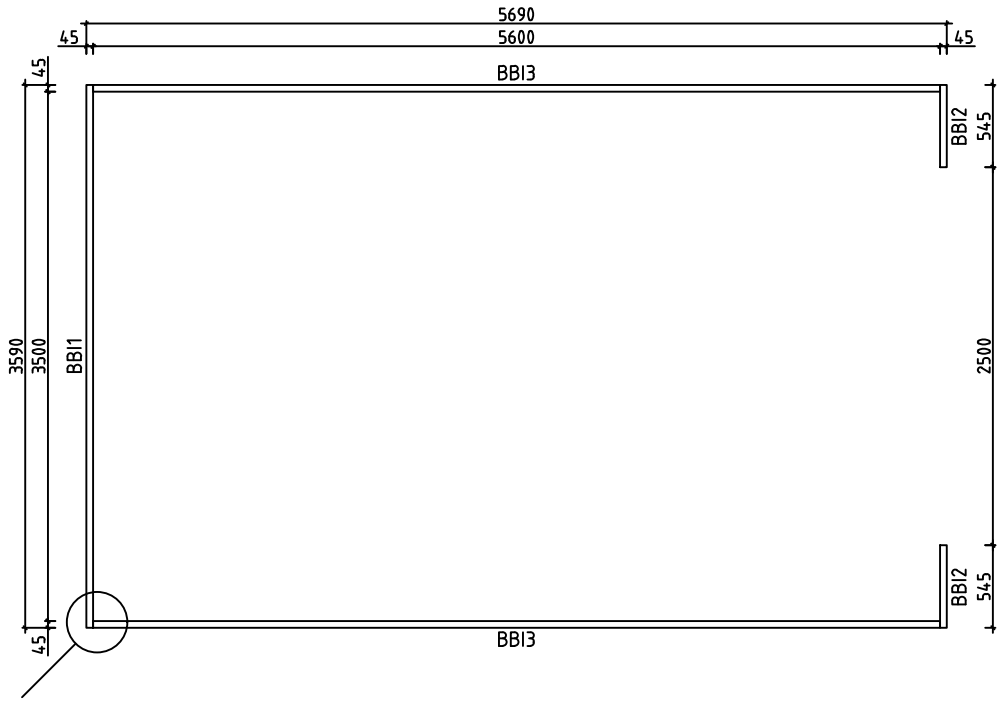

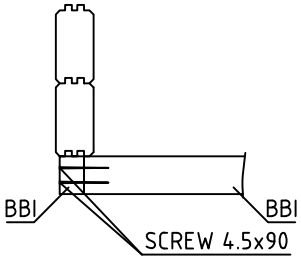

House	4420991	Sheet	4
Drawing	BASE FRAME	Scale	1:50
Material	45x70	Date	05.01.2024
Drawer	RP	File	4420991.dwg

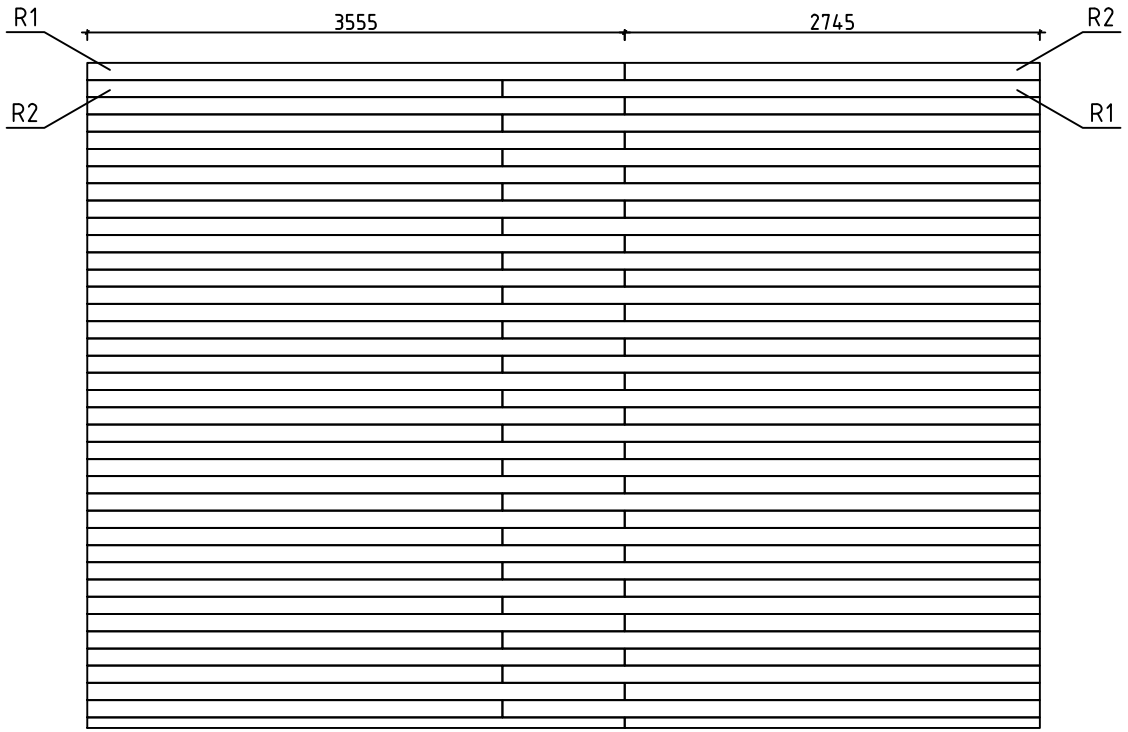

House	4420991	Sheet	5
Drawing	ROOFBOARD	Scale	1:50
Material	18x114	Date	05.01.2024
Drawer	RP	File	4420991.dwg

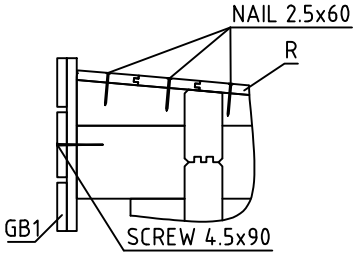

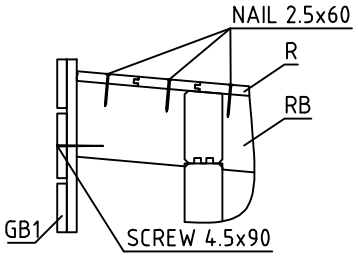

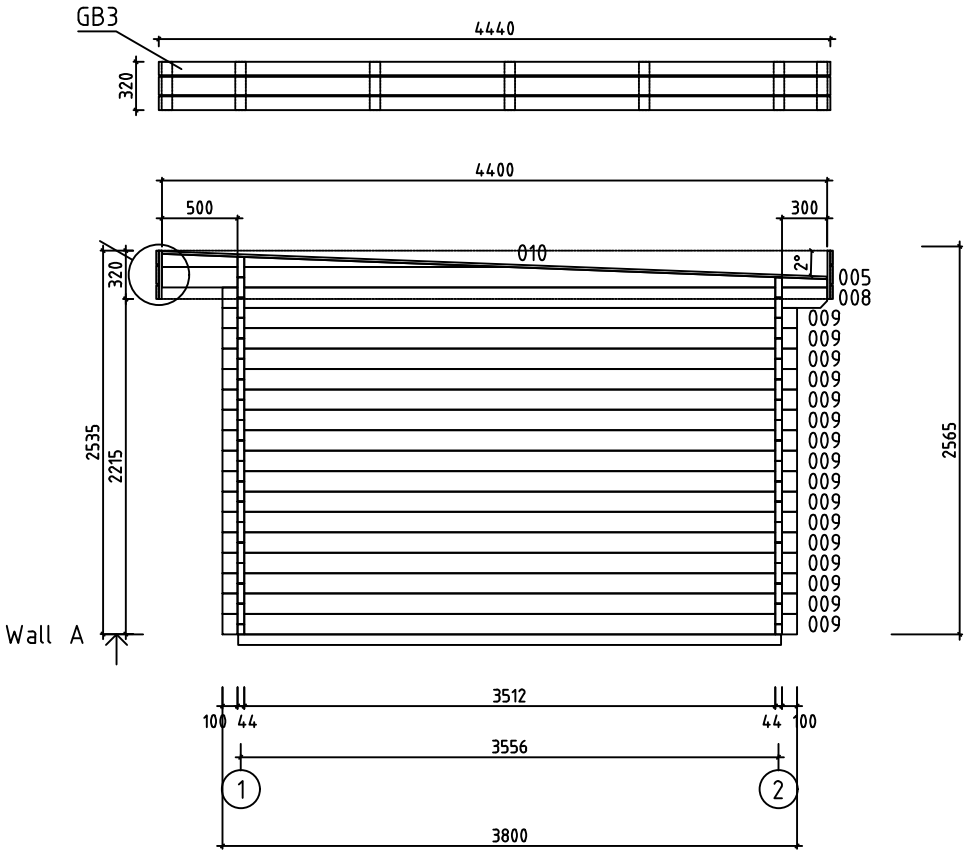

House	4420991	Sheet	6
Drawing	WALL A	Scale	1:50
Material	44x135	Date	05.01.2024
Drawer	RP	File	4420991.dwg

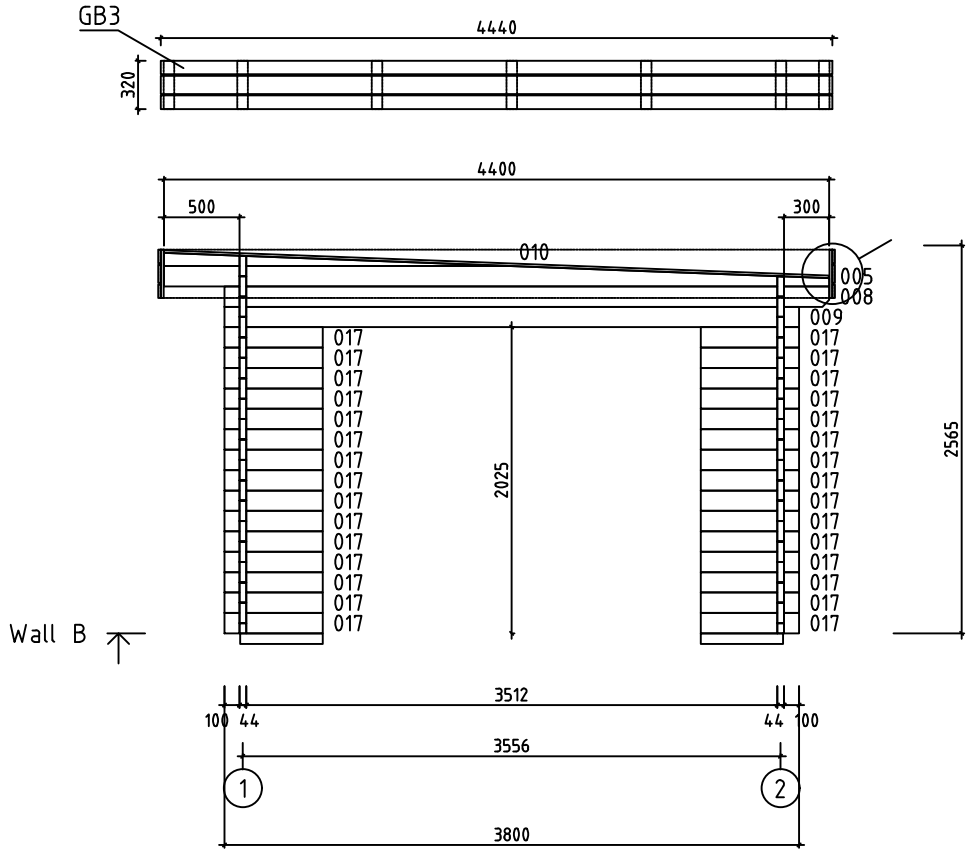

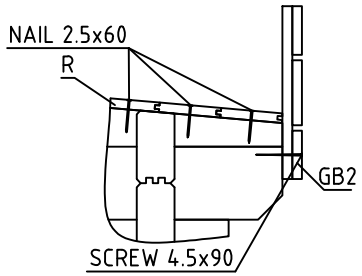

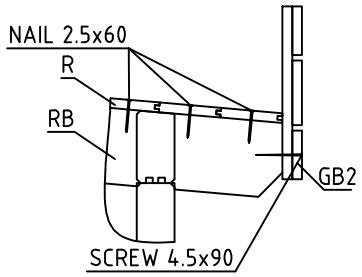

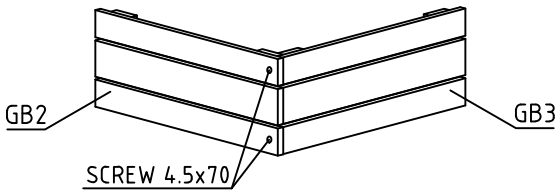

House	4420991	Sheet	7
Drawing	WALL B	Scale	1:50
Material	44x135	Date	05.01.2024
Drawer	RP	File	4420991.dwg

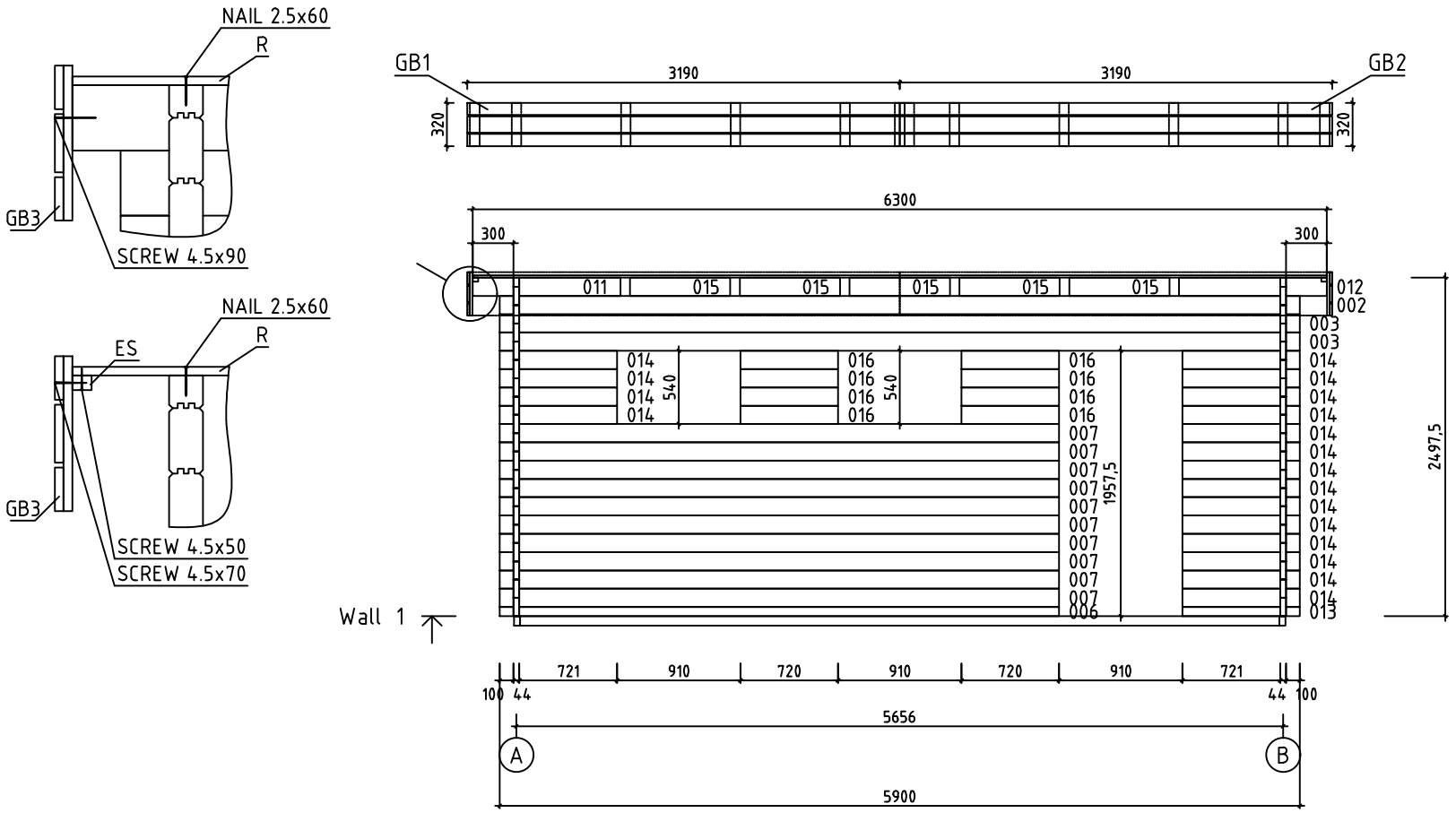

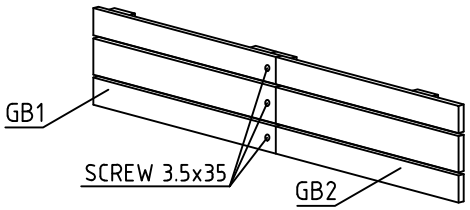

House	4420991	Sheet	8
Drawing	WALL 1	Scale	1:50
Material	44x135	Date	05.01.2024
Drawer	RP	File	4420991.dwg

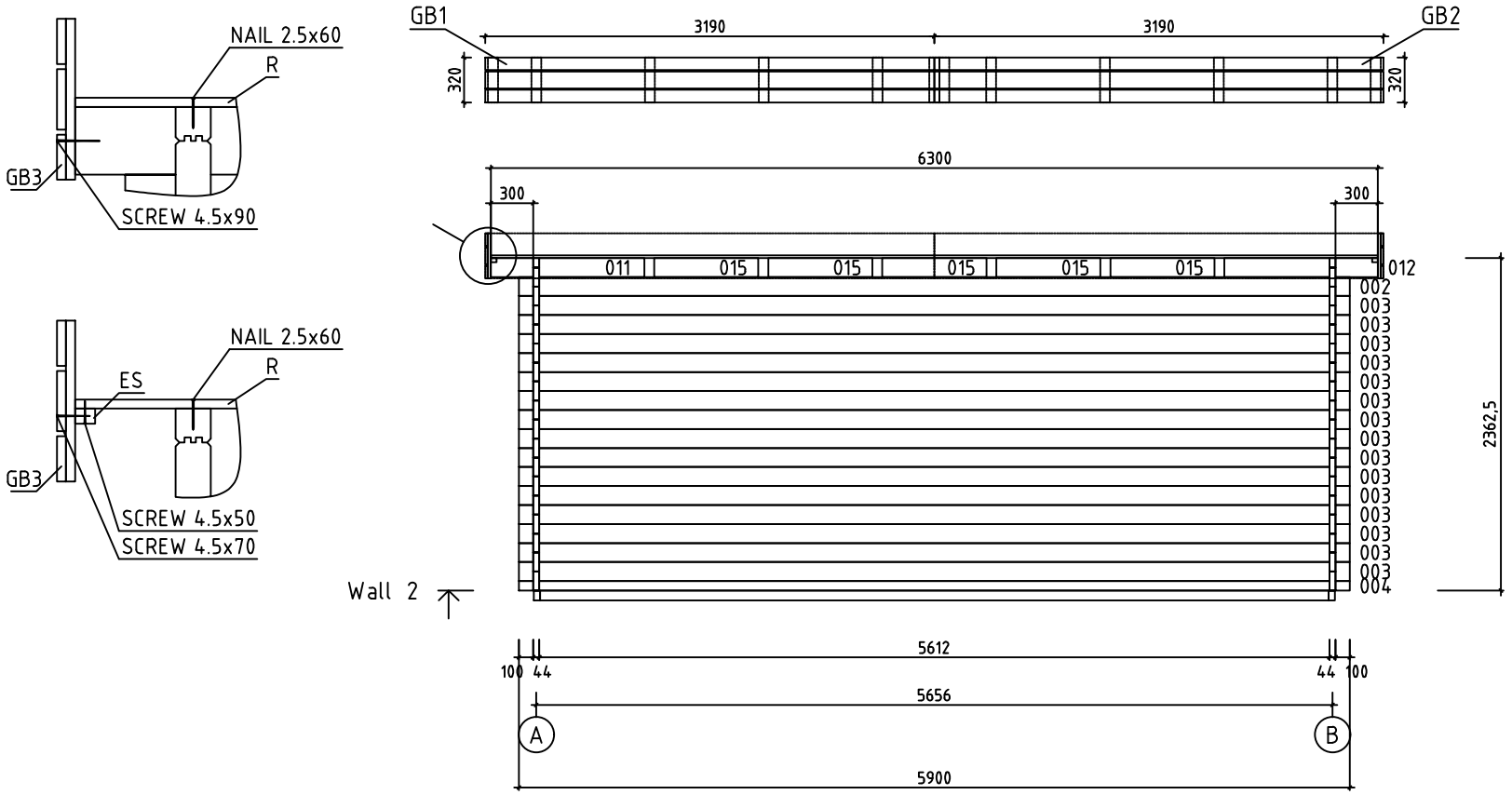

House	4420991	Sheet	9
Drawing	WALL 2	Scale	1:50
Material	44x135	Date	05.01.2024
Drawer	RP	File	4420991.dwg

Pos	Specification-Bestimmung-Spécification	PCS	Profile (mm)	L (mm)
001	SPARE BEAM-ERZATZBOHLE-MADRIER DE RÉSERVE 	1	44x135	5900
002	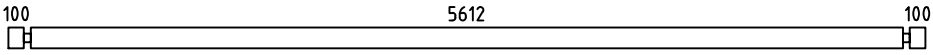 PM	2	44x135	5900
003	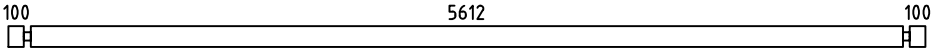	17	44x135	5900
004	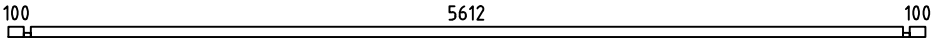	1	44x68	5900
006		1	44x68	4125
007	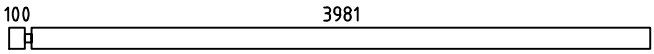	10	44x135	4125
008	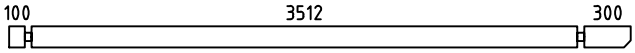	2	44x135	4000
009	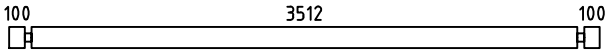	17	44x135	3800
011	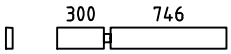	2	44x135	1090
012	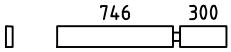	2	44x135	1090
013	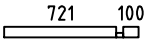	1	44x68	865
014		18	44x135	865
015		10	44x135	740
016		8	44x135	720
017	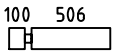	30	44x135	650
WA-1 WB-1	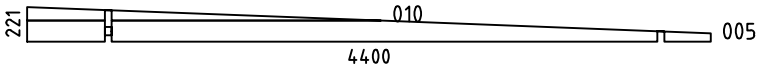	2	44x221	4400
HB	HIT BLOCK-SCHLAGHÖLZER-MADRIERS D´ASSEMBLAGE 	2	44x135	300
BBI3	BASE FRAME-LAGERHÖLZER-LAMBOURDES IMM	2	45x70	5600
BBI1	BASE FRAME-LAGERHÖLZER-LAMBOURDES IMM	1	45x70	3590
BBI2	BASE FRAME-LAGERHÖLZER-LAMBOURDES IMM	2	45x70	545
FS1	FIXING MECHANISM OF THE ELECTRIC MOTOR-BEFESTIGUNGSMECHANISMUS DES ELEKTROMOTORS-MADRIER DE FIXATION DU MOTEUR ÉLECTRIQUE 	1	45x90	3580
RB1	ROOFBEAMS-DACHBALKEN-SOLIVES DE PLAFOND 	6	70x140	4408
R1	ROOFBOARD-DACHBRETT-VOLIGES  or-oder-ou	39+1 51+1	18x114 18x88	3555
R2	ROOFBOARD-DACHBRETT-VOLIGES  or-oder-ou	39+1 51+1	18x114 18x88	2745

House 4420991	Material	File 4420991.dwg	Sheet 10

Pos	Specification-Bestimmung-Spécification	PCS	Profile (mm)	L (mm)
ES1	EAVE SLAT-TRAUFENLEISTE-BAGUETTES POUR FIXER LES LATTES SOUS VOLIGES	2	30x40	3515
ES2	EAVE SLAT-TRAUFENLEISTE-BAGUETTES POUR FIXER LES LATTES SOUS VOLIGES	2	30x40	500
ES3	EAVE SLAT-TRAUFENLEISTE-BAGUETTES POUR FIXER LES LATTES SOUS VOLIGES	2	30x40	300
GB1	ASSEMBLY REQUIRED-MONTAGE ERFORDERLICH-ASSEMBLAGE REQUIS 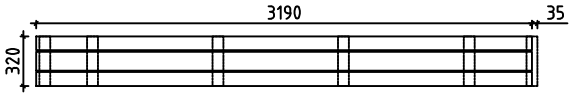	2	36x320	3190 +35
GB2	ASSEMBLY REQUIRED-MONTAGE ERFORDERLICH-ASSEMBLAGE REQUIS 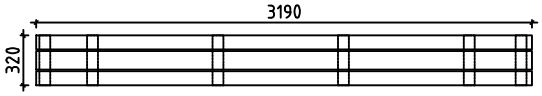	2	36x320	3190
GB3	ASSEMBLY REQUIRED-MONTAGE ERFORDERLICH-ASSEMBLAGE REQUIS 	2	36x320	4440
SS1	STORM SLAT-STURMLEISTE -BAGUETTE DE TEMPETE TYPE 2	2	18x35	2360
SS2	STORM SLAT-STURMLEISTE -BAGUETTE DE TEMPETE TYPE 2	2	18x35	2230
LCM	CONNECTING METAL-VERBINDEN VON METALL-CONNECTEUR MÉTALLIQUE 	2	45	135
	SCREWS-SCHRAUBEN-VISSER FOR-FÜR-POUR SS1, SS2	8	M8	90
	WASHER-SCHEIBE-RONDELLE FOR-FÜR-POUR SS1, SS2 	8	M8	
	NUT-NUSS-ÉCROU FOR-FÜR-POUR SS1, SS2 	8	M8	
	NAIL-NAGEL-CLOUS FOR-FÜR-POUR R1, R2	470	ϕ2.5	60
	SCREWS-SCHRAUBEN-VIS FOR-FÜR-POUR LCM, GB1, GB2, GB3	258	ϕ3.5	35
	SCREWS-SCHRAUBEN-VIS FOR-FÜR-POUR ES1, ES2, ES3, L1, L2	50	ϕ4.5	50
	SCREWS-SCHRAUBEN-VIS FOR-FÜR-POUR GB1, GB2, GB3	20	ϕ4.5	70
	SCREWS-SCHRAUBEN-VIS FOR-FÜR-POUR 007, 017, FS1, P1, P2, P3, P4 GB1, GB2, GB3, BBI1, BBI2, BBI3	50	ϕ4.5	90
	SCREWS-SCHRAUBEN-VIS FOR-FÜR-POUR 011, 012, 015 WA-1, WB-1, RB1	50	ϕ6.0	160

House 4420991	Material	File 4420991.dwg	Sheet 11

Pos	Specification-Bestimmung-Spécification	PCS	Profile (mm)	L (mm)
	FRAME AROUND ENTRANCE-RAHMEN UM DEN EINGANG-CADRE AUTOUR DE L'ENTRÉE 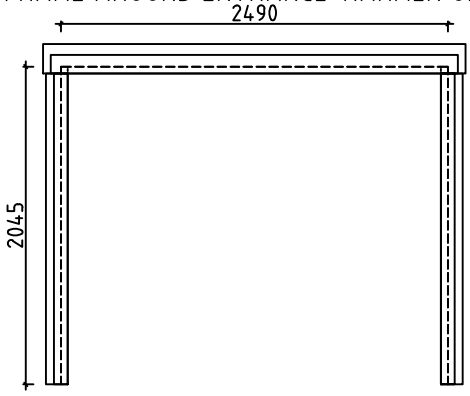	1	2490	2045
	DOOR-TÜR-PORTE (right-rechts-droit) AST__ISO__PL P 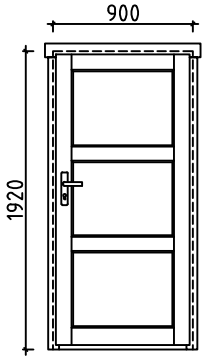 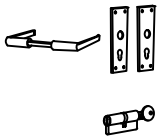	1 1 1	900	1920
	WINDOW-FENSTER-FENÉTRE (right-rechts-droit) AST__PRE P 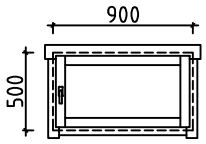 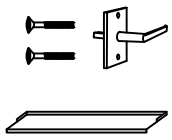	2 2 2	900	500

House 4420991	Material	File 4420991.dwg	Sheet 12

Pos	Specification-Bestimmung-Spécification	PCS	Profile (mm)	L (mm)
P1	BEAM-BALKEN-POUTRE	1	43x190	2720
P2	BEAM-BALKEN-POUTRE	2	43x140	2000
P3	BEAM-BALKEN-POUTRE	1	45x46	2400
P4	BEAM-BALKEN-POUTRE	2	45x46	2045
L1	BOARD-BRETT-PLANCHE	1	18x120	2620
L2	BOARD-BRETT-PLANCHE	2	18x90	2000
		1	107x2190	2720

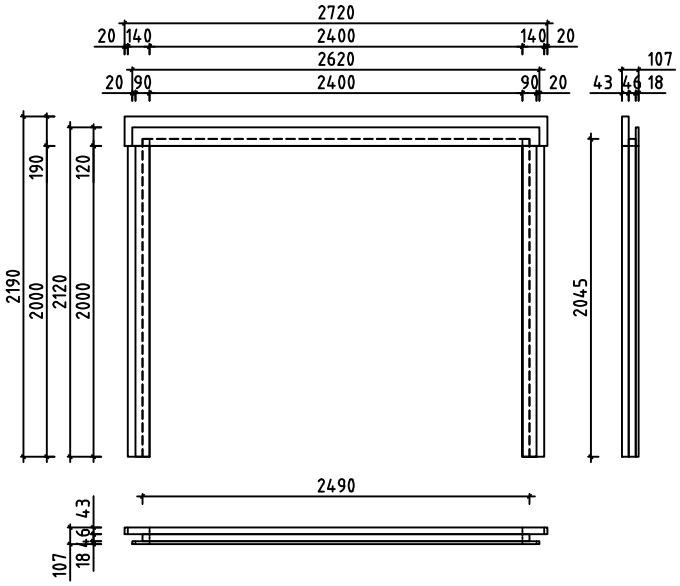

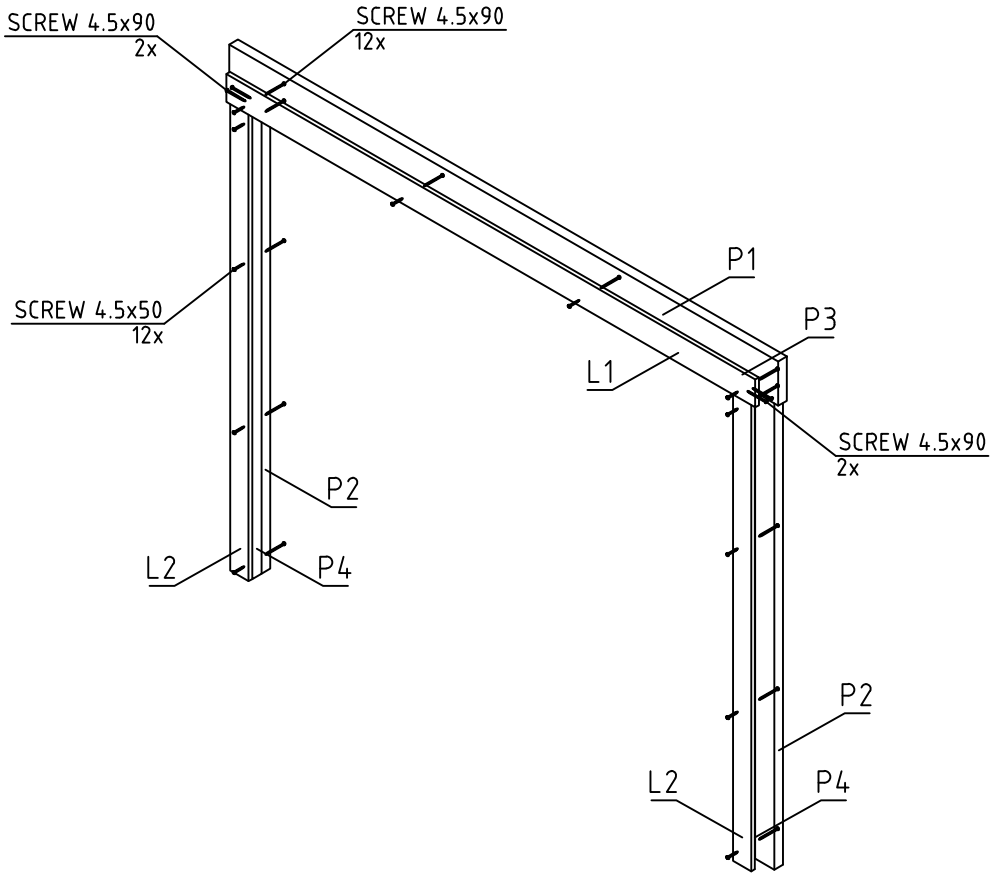

House 4420991	Material	File 4420991.dwg	Sheet 13

Pos	Assembly Instructions-Montageanleitungen-Instructions de Montage	PCS	Profile (mm)	L (mm)
L1	BOARD-BRETT-PLANCHE	4	18x120	3190
L2	BOARD-BRETT-PLANCHE	8	18x90	3190
L3	BOARD-BRETT-PLANCHE	2	18x120	4440
L4	BOARD-BRETT-PLANCHE	4	18x90	4440
L5	BOARD-BRETT-PLANCHE	38	18x70	320

GB1 — 2 — 36x320 — 3190 +35



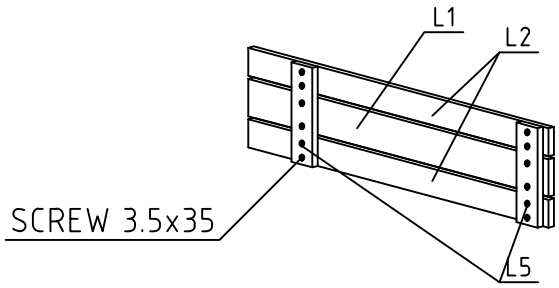

GB2 — 2 — 36x320 — 3190



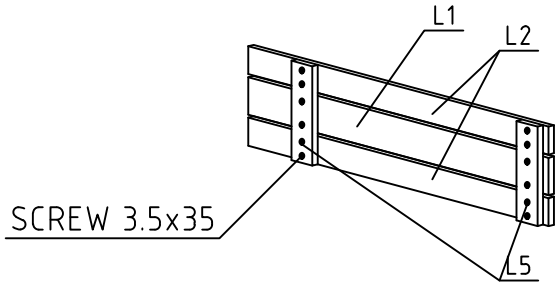

GB3 — 2 — 36x320 — 4440



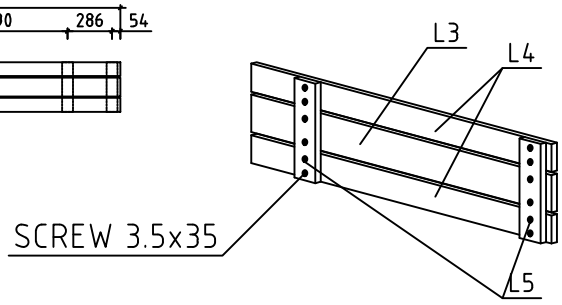

#001		5900	1
#002	1,2	5900	2
#003	1,2	5900	17
#004	2	5900	1
#005	A,B	4400	2
#006	1	4125	1
#007	1	4125	10
#008	A,B	4000	2
#009	A,B	3800	17
#010	A,B	2278	2
#011	1,2	1090	2
#012	1,2	1090	2
#013	1	865	1
#014	1	865	18
#015	1,2	740	10
#016	1	720	8
#017	B	650	30