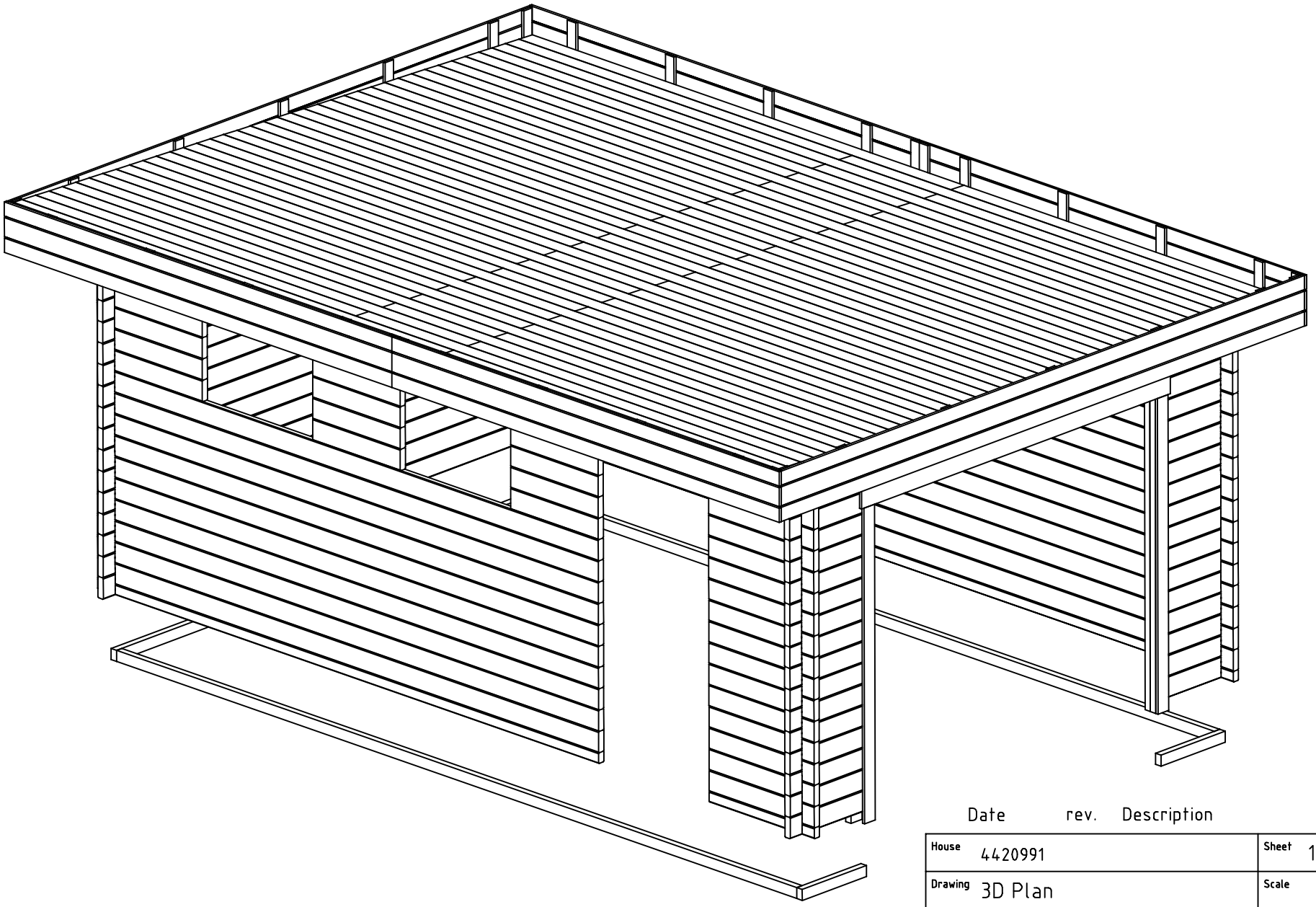

| Date | rev. | Description |
|---|---|---|

| | | | |
|---|---|---|---|
| House | 4420991 | Sheet | 1 |
| Drawing | 3D Plan | Scale | |
| Material | 44x135 | Date | 05.01.2024 |
| Drawer | RP | File | 4420991 3D.dwg |

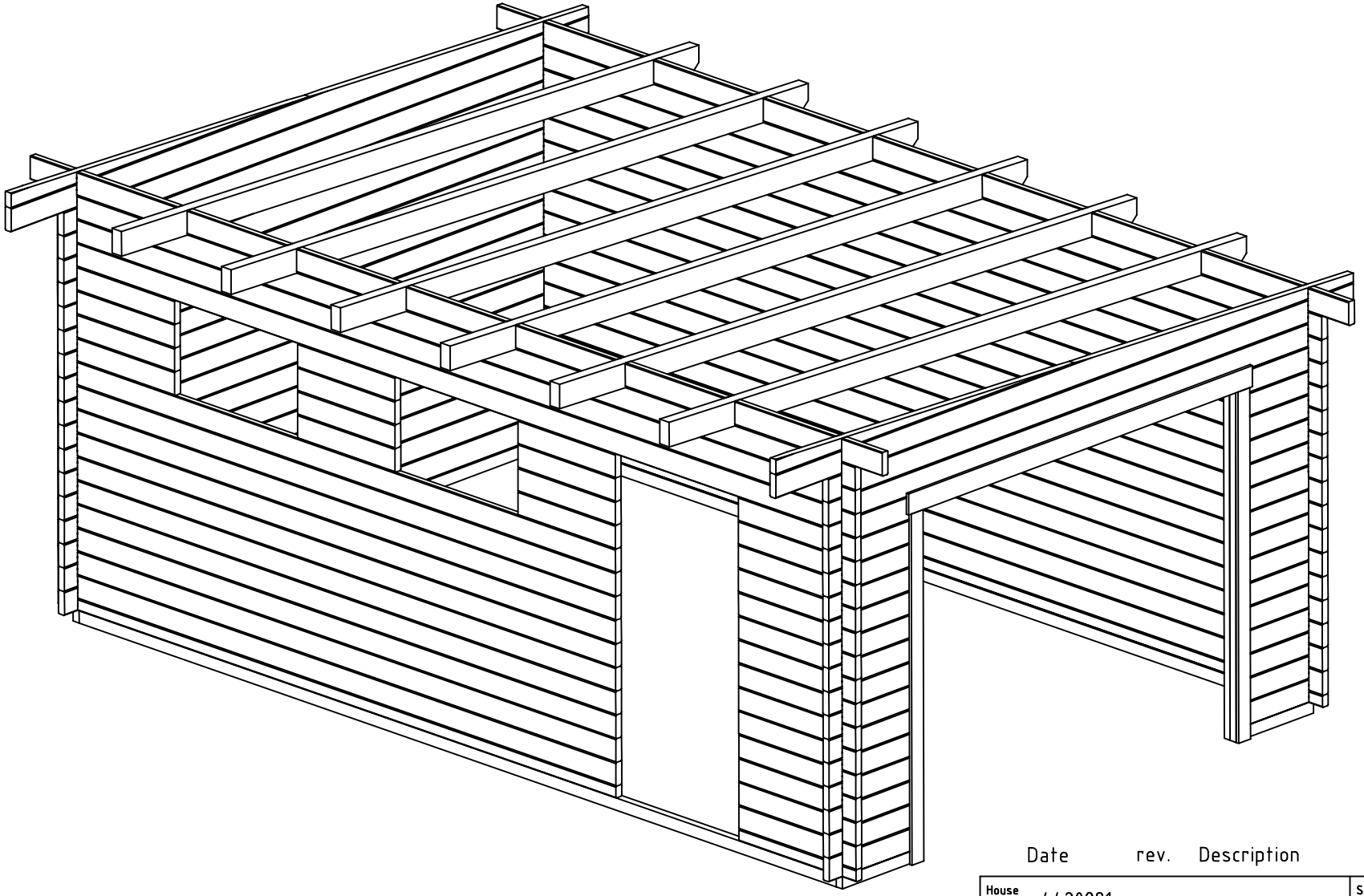

| Date | rev. | Description |
|---|---|---|

| | | | |
|---|---|---|---|
| House | 4420991 | Sheet | 2 |
| Drawing | 3D Plan | Scale | |
| Material | 44x135 | Date | 05.01.2024 |
| Drawer | RP | File | 4420991 3D.dwg |

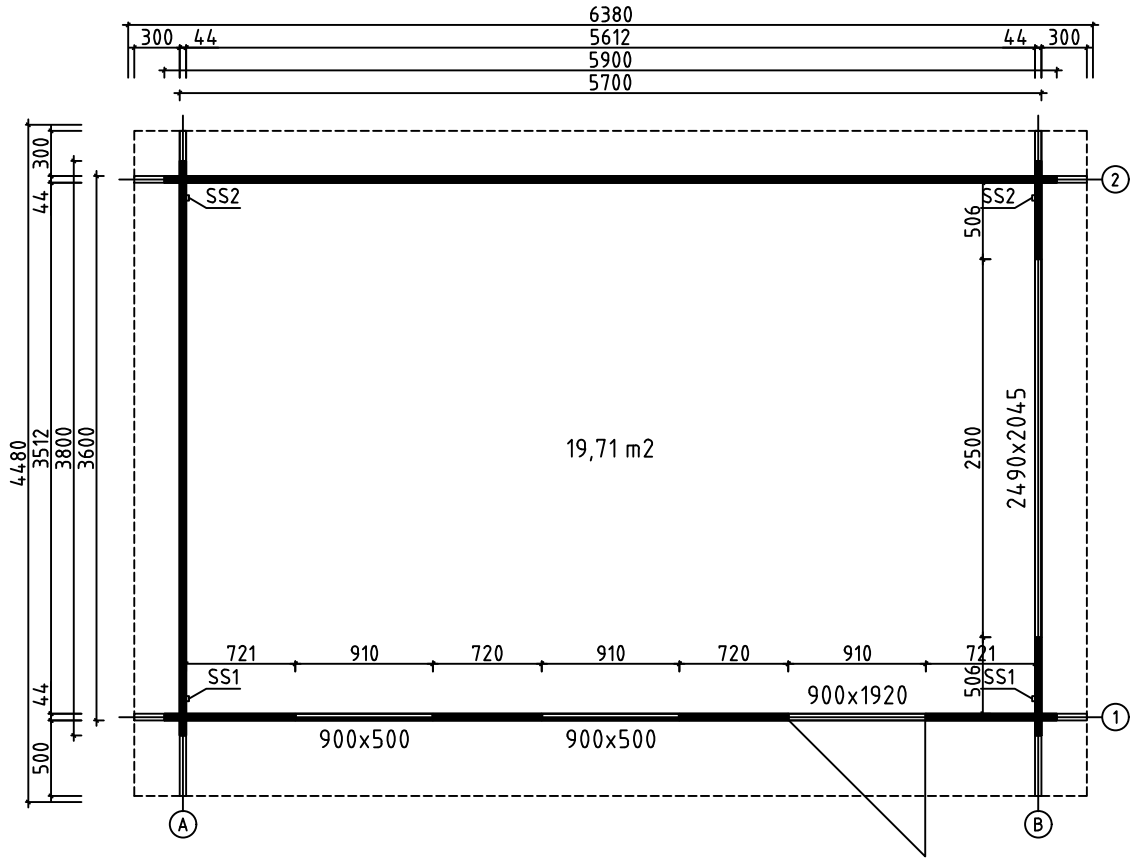


| | | | |
|---|---|---|---|
| House | 4420991 | Sheet | 3 |
| Drawing | GROUNDPLAN | Scale | 1:50 |
| Material | 44x135 | Date | 05.01.2024 |
| Drawer | RP | File | 4420991.dwg |

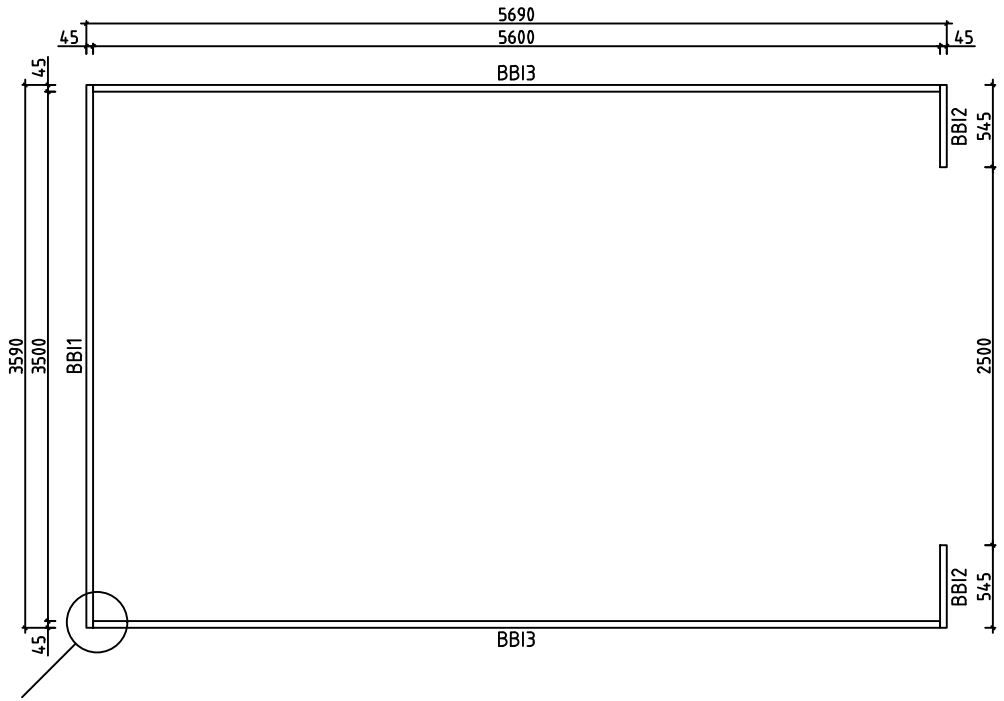


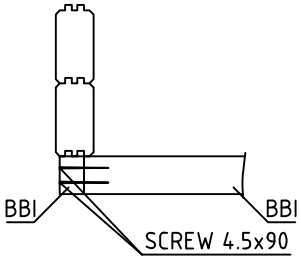


| | | | |
|---|---|---|---|
| House | 4420991 | Sheet | 4 |
| Drawing | BASE FRAME | Scale | 1:50 |
| Material | 45x70 | Date | 05.01.2024 |
| Drawer | RP | File | 4420991.dwg |

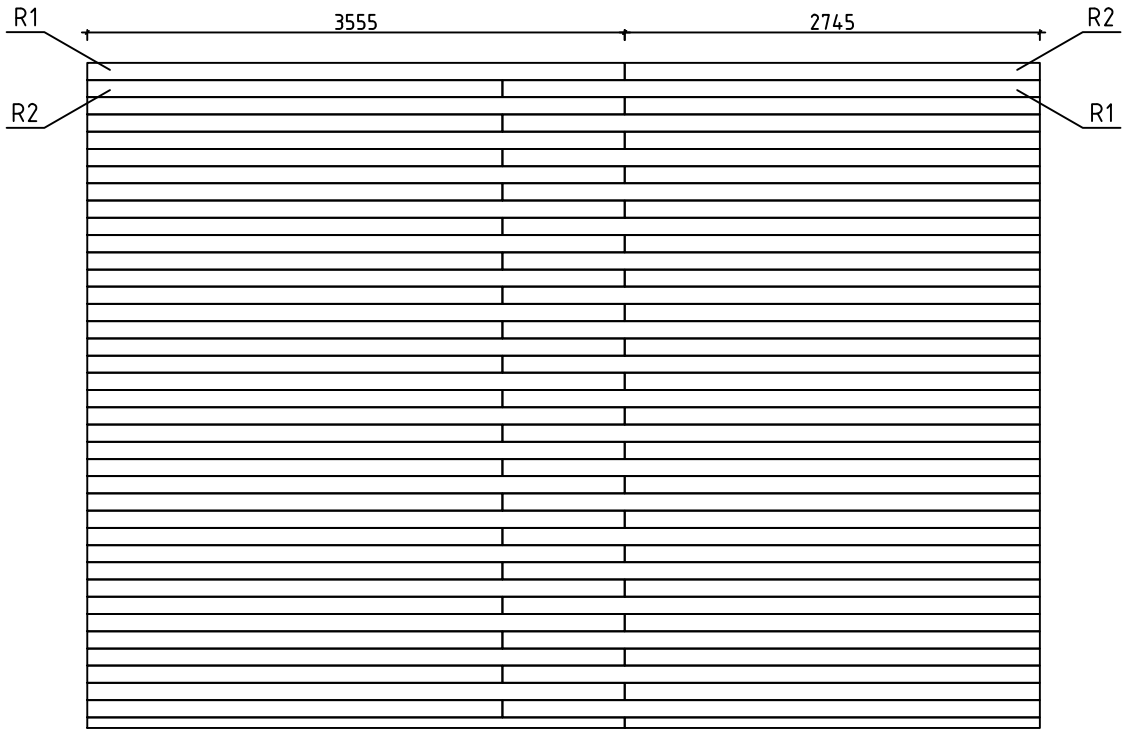


| | | | |
|---|---|---|---|
| House | 4420991 | Sheet | 5 |
| Drawing | ROOFBOARD | Scale | 1:50 |
| Material | 18x114 | Date | 05.01.2024 |
| Drawer | RP | File | 4420991.dwg |

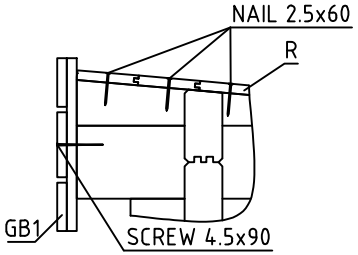


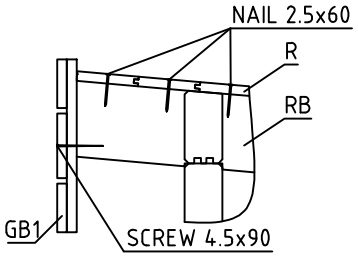


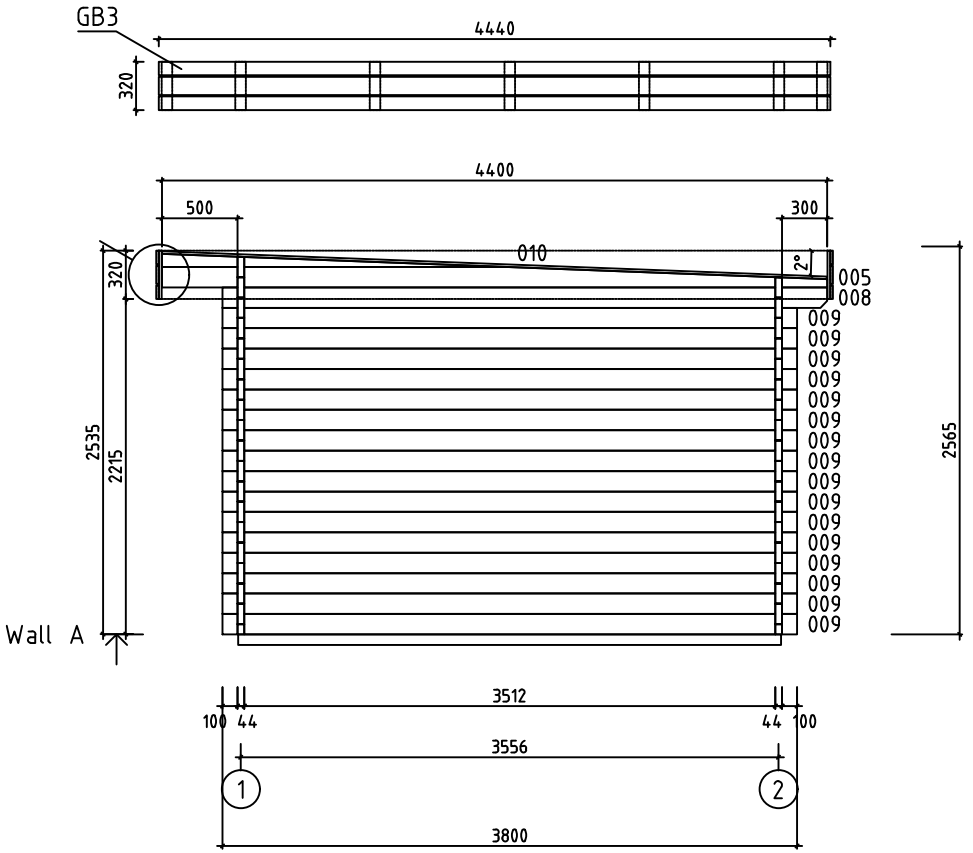


| | | | |
|---|---|---|---|
| House | 4420991 | Sheet | 6 |
| Drawing | WALL A | Scale | 1:50 |
| Material | 44x135 | Date | 05.01.2024 |
| Drawer | RP | File | 4420991.dwg |

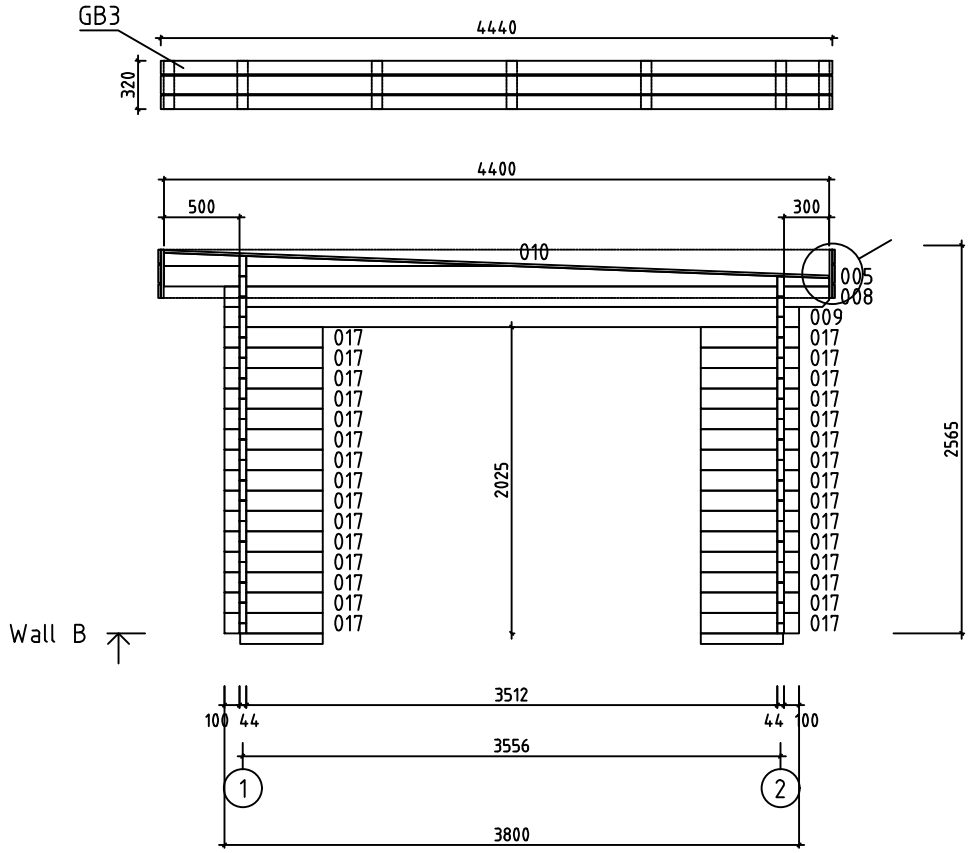


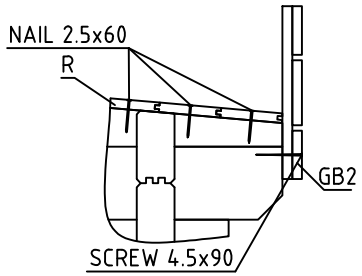


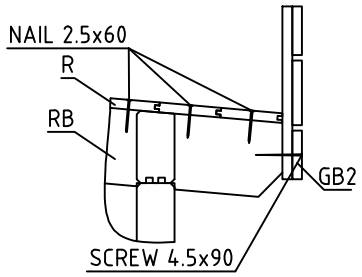


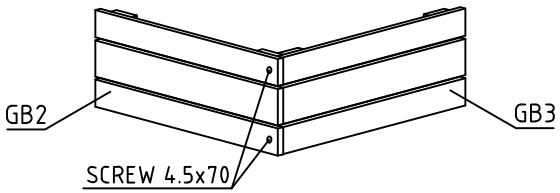


| | | | |
|---|---|---|---|
| House | 4420991 | Sheet | 7 |
| Drawing | WALL B | Scale | 1:50 |
| Material | 44x135 | Date | 05.01.2024 |
| Drawer | RP | File | 4420991.dwg |

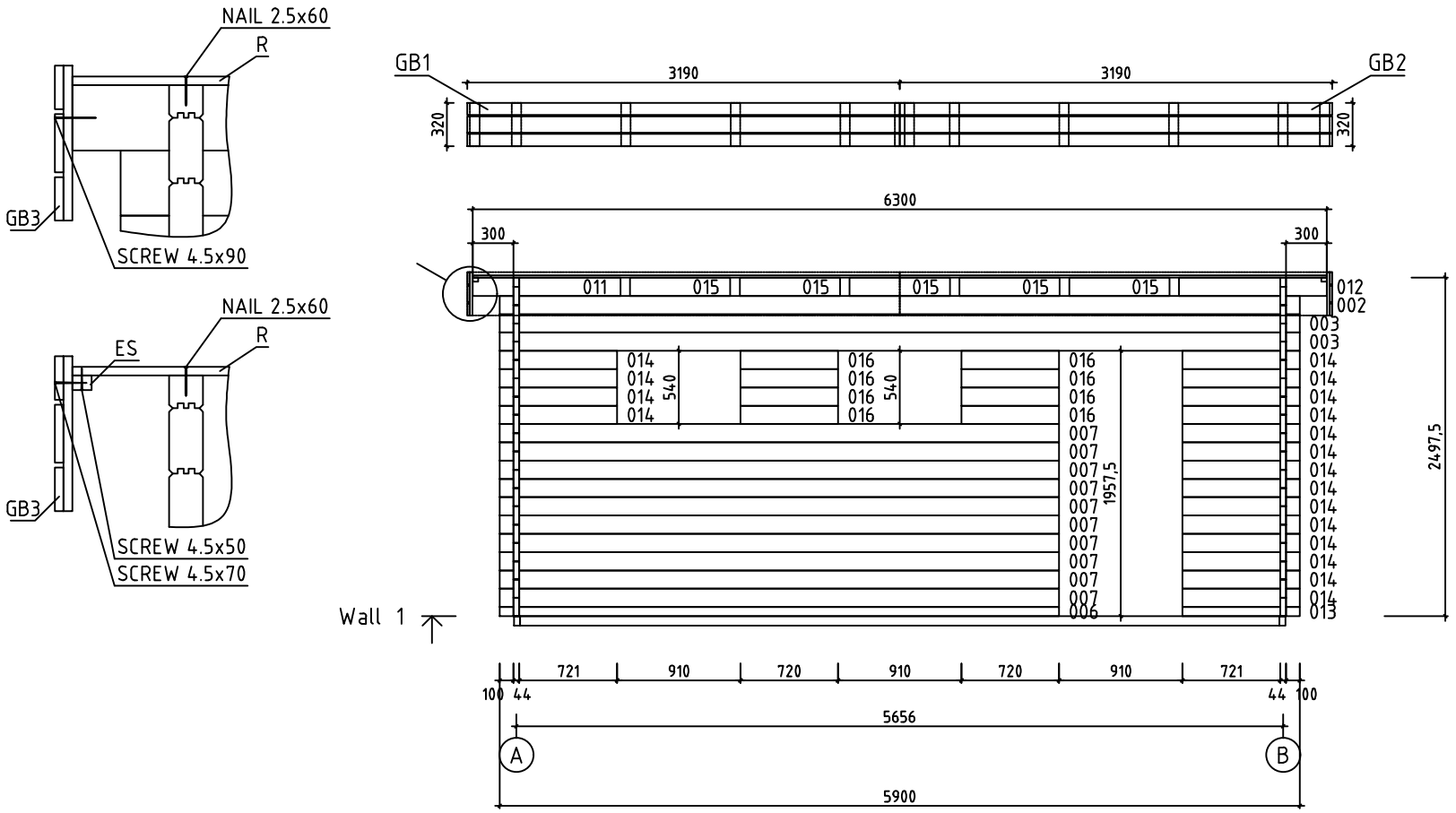


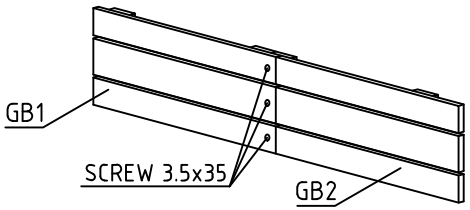


| | | | |
|---|---|---|---|
| House | 4420991 | Sheet | 8 |
| Drawing | WALL 1 | Scale | 1:50 |
| Material | 44x135 | Date | 05.01.2024 |
| Drawer | RP | File | 4420991.dwg |

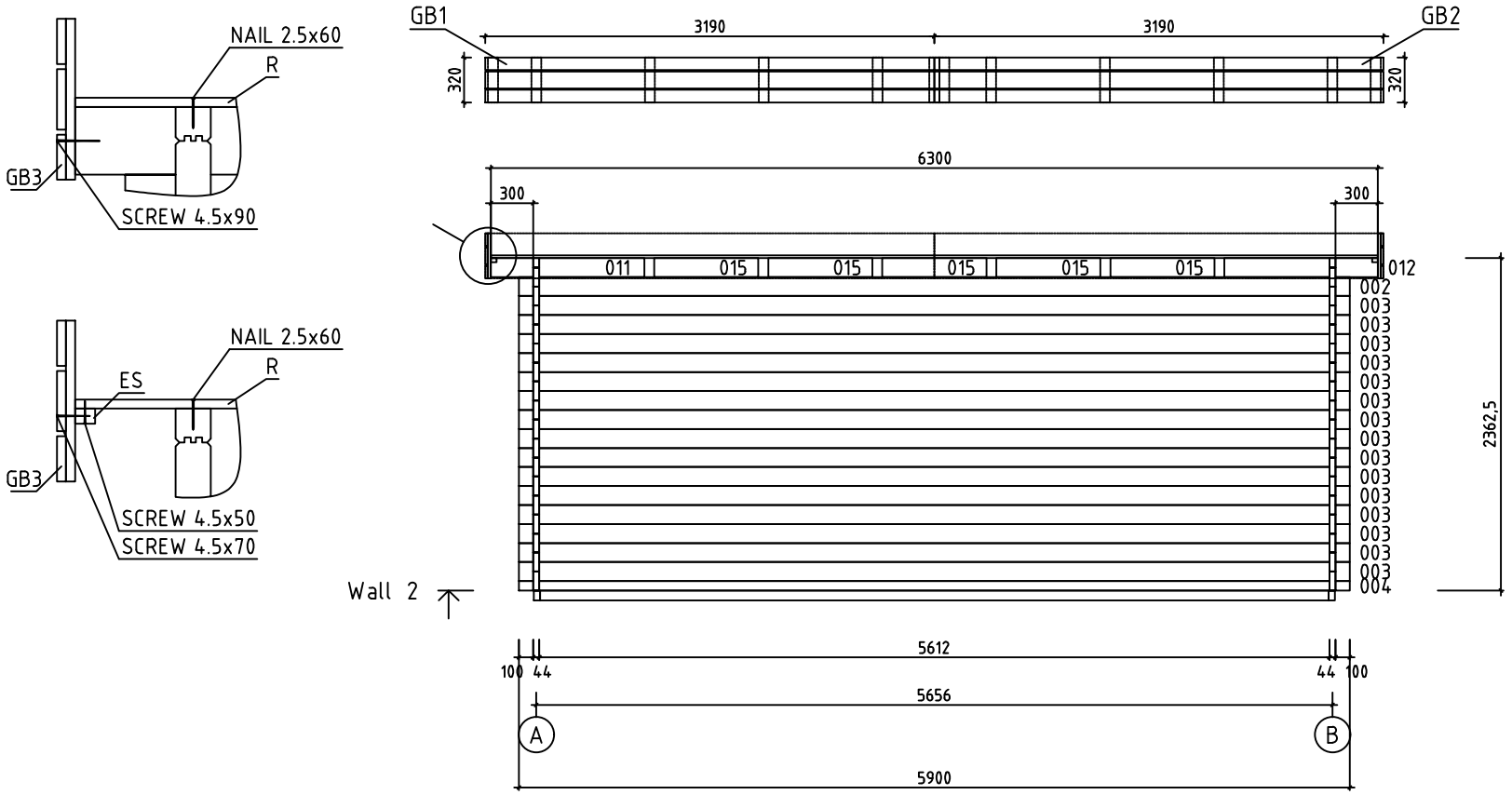


| | | | |
|---|---|---|---|
| House | 4420991 | Sheet | 9 |
| Drawing | WALL 2 | Scale | 1:50 |
| Material | 44x135 | Date | 05.01.2024 |
| Drawer | RP | File | 4420991.dwg |

| Pos | Specification-Bestimmung-Spécification | PCS | Profile (mm) | L (mm) |
|---|---|---|---|---|
| 001 | SPARE BEAM-ERZATZBOHLE-MADRIER DE RÉSERVE<br> | 1 | 44x135 | 5900 |
| 002 | 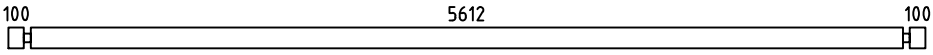 PM | 2 | 44x135 | 5900 |
| 003 | 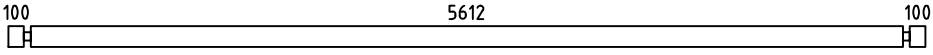 | 17 | 44x135 | 5900 |
| 004 | 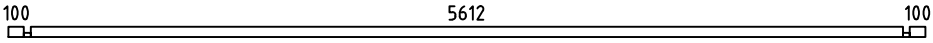 | 1 | 44x68 | 5900 |
| 006 |  | 1 | 44x68 | 4125 |
| 007 | 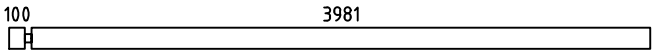 | 10 | 44x135 | 4125 |
| 008 | 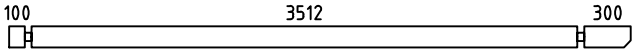 | 2 | 44x135 | 4000 |
| 009 | 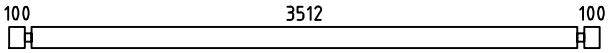 | 17 | 44x135 | 3800 |
| 011 | 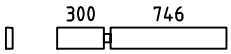 | 2 | 44x135 | 1090 |
| 012 | 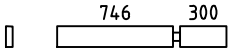 | 2 | 44x135 | 1090 |
| 013 | 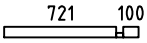 | 1 | 44x68 | 865 |
| 014 |  | 18 | 44x135 | 865 |
| 015 |  | 10 | 44x135 | 740 |
| 016 |  | 8 | 44x135 | 720 |
| 017 | 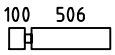 | 30 | 44x135 | 650 |
| WA-1<br>WB-1 | 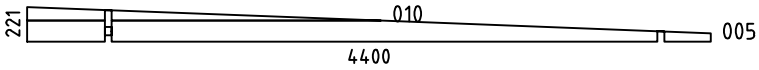 | 2 | 44x221 | 4400 |
| HB | HIT BLOCK-SCHLAGHÖLZER-MADRIERS D´ASSEMBLAGE  | 2 | 44x135 | 300 |
| BBI3 | BASE FRAME-LAGERHÖLZER-LAMBOURDES<br> IMM | 2 | 45x70 | 5600 |
| BBI1 | BASE FRAME-LAGERHÖLZER-LAMBOURDES<br> IMM | 1 | 45x70 | 3590 |
| BBI2 | BASE FRAME-LAGERHÖLZER-LAMBOURDES<br> IMM | 2 | 45x70 | 545 |
| FS1 | FIXING MECHANISM OF THE ELECTRIC MOTOR-BEFESTIGUNGSMECHANISMUS DES ELEKTROMOTORS-MADRIER DE FIXATION DU MOTEUR ÉLECTRIQUE  | 1 | 45x90 | 3580 |
| RB1 | ROOFBEAMS-DACHBALKEN-SOLIVES DE PLAFOND<br> | 6 | 70x140 | 4408 |
| R1 | ROOFBOARD-DACHBRETT-VOLIGES  or-oder-ou | 39+1<br>51+1 | 18x114<br>18x88 | 3555 |
| R2 | ROOFBOARD-DACHBRETT-VOLIGES  or-oder-ou | 39+1<br>51+1 | 18x114<br>18x88 | 2745 |

| House 4420991 | Material | File 4420991.dwg | Sheet 10 |
|---|---|---|---|

| Pos | Specification-Bestimmung-Spécification | PCS | Profile (mm) | L (mm) |
|---|---|---|---|---|
| ES1 | EAVE SLAT-TRAUFENLEISTE-BAGUETTES POUR FIXER LES LATTES SOUS VOLIGES | 2 | 30x40 | 3515 |
| ES2 | EAVE SLAT-TRAUFENLEISTE-BAGUETTES POUR FIXER LES LATTES SOUS VOLIGES | 2 | 30x40 | 500 |
| ES3 | EAVE SLAT-TRAUFENLEISTE-BAGUETTES POUR FIXER LES LATTES SOUS VOLIGES | 2 | 30x40 | 300 |
| GB1 | ASSEMBLY REQUIRED-MONTAGE ERFORDERLICH-ASSEMBLAGE REQUIS 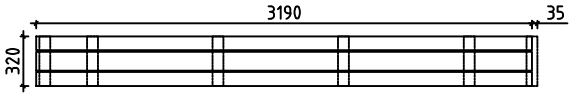  | 2 | 36x320 | 3190 +35 |
| GB2 | ASSEMBLY REQUIRED-MONTAGE ERFORDERLICH-ASSEMBLAGE REQUIS 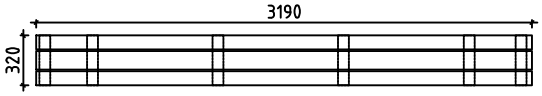  | 2 | 36x320 | 3190 |
| GB3 | ASSEMBLY REQUIRED-MONTAGE ERFORDERLICH-ASSEMBLAGE REQUIS   | 2 | 36x320 | 4440 |
| SS1 | STORM SLAT-STURMLEISTE -BAGUETTE DE TEMPETE  TYPE 2 | 2 | 18x35 | 2360 |
| SS2 | STORM SLAT-STURMLEISTE -BAGUETTE DE TEMPETE  TYPE 2 | 2 | 18x35 | 2230 |
| LCM | CONNECTING METAL-VERBINDEN VON METALL-CONNECTEUR MÉTALLIQUE  | 2 | 45 | 135 |
| | SCREWS-SCHRAUBEN-VISSER FOR-FÜR-POUR SS1, SS2  | 8 | M8 | 90 |
| | WASHER-SCHEIBE-RONDELLE FOR-FÜR-POUR SS1, SS2  | 8 | M8 | |
| | NUT-NUSS-ÉCROU FOR-FÜR-POUR SS1, SS2  | 8 | M8 | |
| | NAIL-NAGEL-CLOUS FOR-FÜR-POUR R1, R2  | 470 | ϕ2.5 | 60 |
| | SCREWS-SCHRAUBEN-VIS FOR-FÜR-POUR LCM, GB1, GB2, GB3  | 258 | ϕ3.5 | 35 |
| | SCREWS-SCHRAUBEN-VIS FOR-FÜR-POUR ES1, ES2, ES3, L1, L2  | 50 | ϕ4.5 | 50 |
| | SCREWS-SCHRAUBEN-VIS FOR-FÜR-POUR GB1, GB2, GB3  | 20 | ϕ4.5 | 70 |
| | SCREWS-SCHRAUBEN-VIS FOR-FÜR-POUR 007, 017, FS1, P1, P2, P3, P4 GB1, GB2, GB3, BBI1, BBI2, BBI3  | 50 | ϕ4.5 | 90 |
| | SCREWS-SCHRAUBEN-VIS FOR-FÜR-POUR 011, 012, 015 WA-1, WB-1, RB1  | 50 | ϕ6.0 | 160 |
| | | | | |
| | | | | |
| | | | | |
| | | | | |

| House 4420991 | Material | File 4420991.dwg | Sheet 11 |
|---|---|---|---|

| Pos | Specification-Bestimmung-Spécification | PCS | Profile (mm) | L (mm) |
|---|---|---|---|---|
| | FRAME AROUND ENTRANCE-RAHMEN UM DEN EINGANG-CADRE AUTOUR DE L'ENTRÉE<br>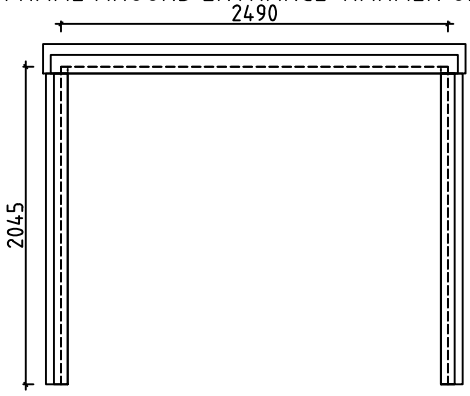 | 1 | 2490 | 2045 |
| | DOOR-TÜR-PORTE (right-rechts-droit) AST__ISO__PL P<br>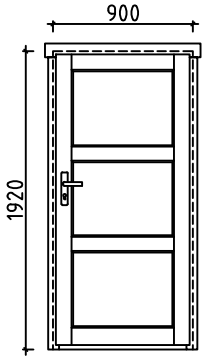<br>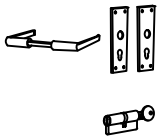 | 1<br>1<br>1 | 900 | 1920 |
| | WINDOW-FENSTER-FENÉTRE (right-rechts-droit) AST__PRE P<br>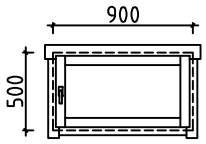<br>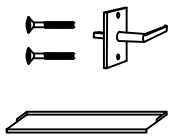 | 2<br>2<br>2 | 900 | 500 |

| House 4420991 | Material | File 4420991.dwg | Sheet 12 |
|---|---|---|---|

| Pos | Specification-Bestimmung-Spécification | PCS | Profile (mm) | L (mm) |
|---|---|---|---|---|
| P1 | BEAM-BALKEN-POUTRE | 1 | 43x190 | 2720 |
| P2 | BEAM-BALKEN-POUTRE | 2 | 43x140 | 2000 |
| P3 | BEAM-BALKEN-POUTRE | 1 | 45x46 | 2400 |
| P4 | BEAM-BALKEN-POUTRE | 2 | 45x46 | 2045 |
| L1 | BOARD-BRETT-PLANCHE | 1 | 18x120 | 2620 |
| L2 | BOARD-BRETT-PLANCHE | 2 | 18x90 | 2000 |
| | | 1 | 107x2190 | 2720 |

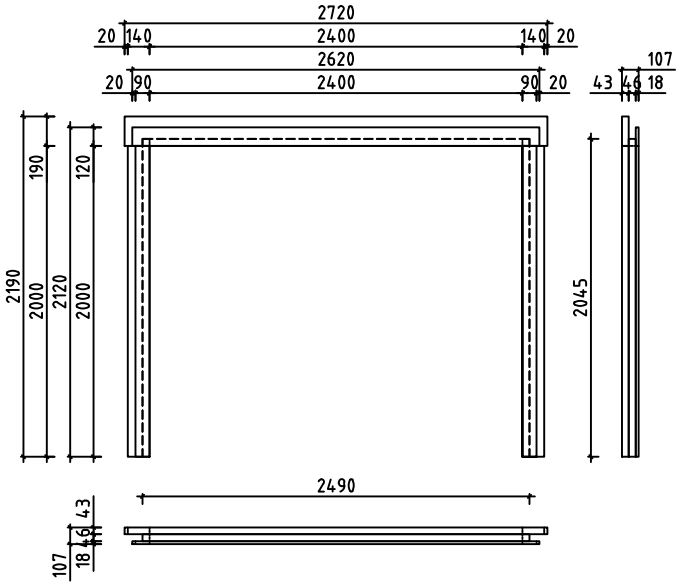


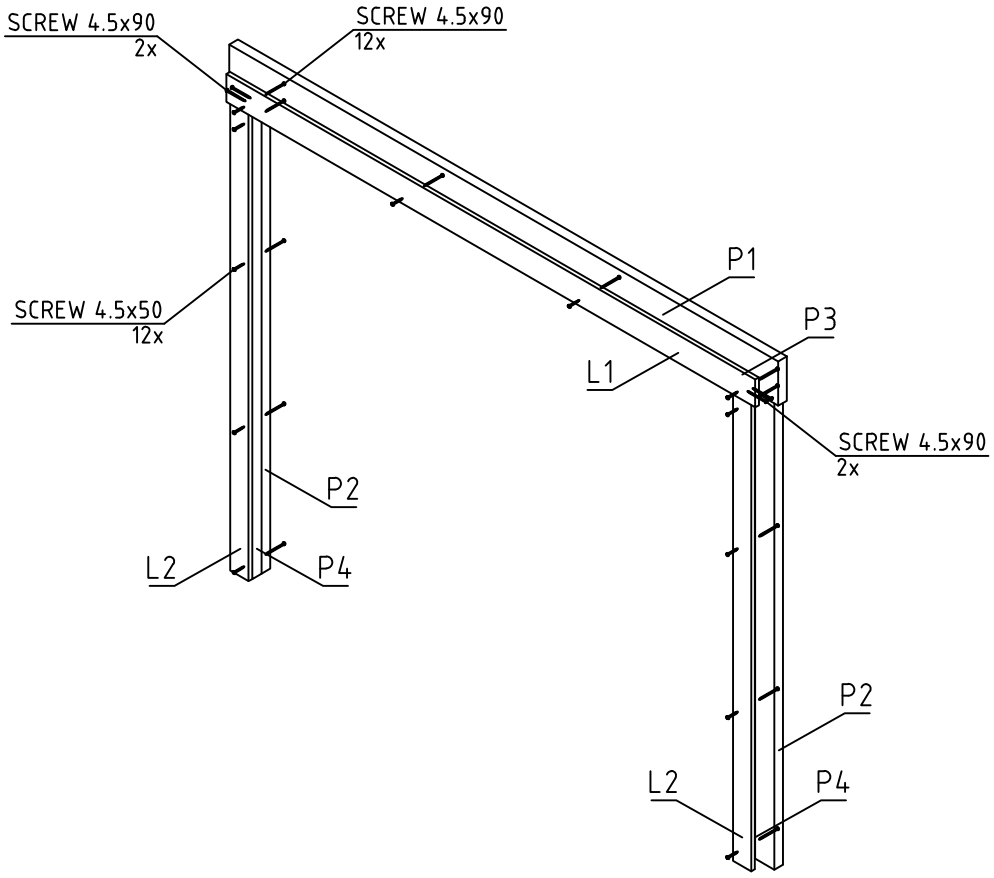


| House 4420991 | Material | File 4420991.dwg | Sheet 13 |
|---|---|---|---|

| Pos | Assembly Instructions-Montageanleitungen-Instructions de Montage | PCS | Profile (mm) | L (mm) |
|---|---|---|---|---|
| L1 | BOARD-BRETT-PLANCHE | 4 | 18x120 | 3190 |
| L2 | BOARD-BRETT-PLANCHE | 8 | 18x90 | 3190 |
| L3 | BOARD-BRETT-PLANCHE | 2 | 18x120 | 4440 |
| L4 | BOARD-BRETT-PLANCHE | 4 | 18x90 | 4440 |
| L5 | BOARD-BRETT-PLANCHE | 38 | 18x70 | 320 |

GB1 — 2 — 36x320 — 3190 +35




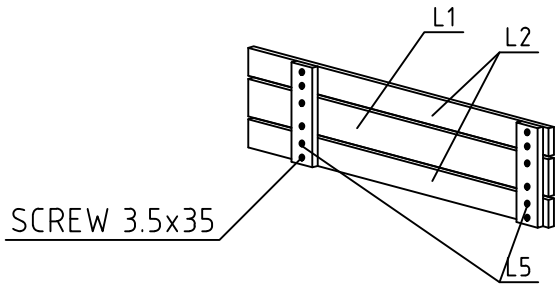


GB2 — 2 — 36x320 — 3190




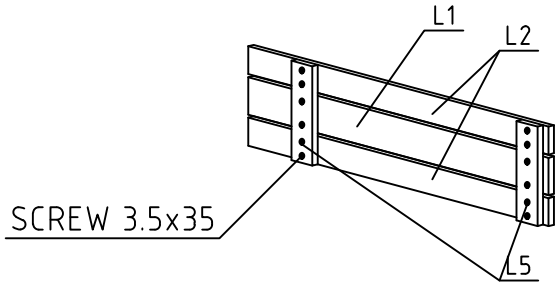


GB3 — 2 — 36x320 — 4440




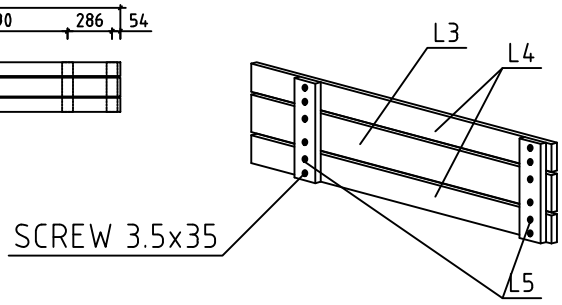

| | | | |
|---|---|---|---|
| #001 | | 5900 | 1 |
| #002 | 1,2 | 5900 | 2 |
| #003 | 1,2 | 5900 | 17 |
| #004 | 2 | 5900 | 1 |
| #005 | A,B | 4400 | 2 |
| #006 | 1 | 4125 | 1 |
| #007 | 1 | 4125 | 10 |
| #008 | A,B | 4000 | 2 |
| #009 | A,B | 3800 | 17 |
| #010 | A,B | 2278 | 2 |
| #011 | 1,2 | 1090 | 2 |
| #012 | 1,2 | 1090 | 2 |
| #013 | 1 | 865 | 1 |
| #014 | 1 | 865 | 18 |
| #015 | 1,2 | 740 | 10 |
| #016 | 1 | 720 | 8 |
| #017 | B | 650 | 30 |