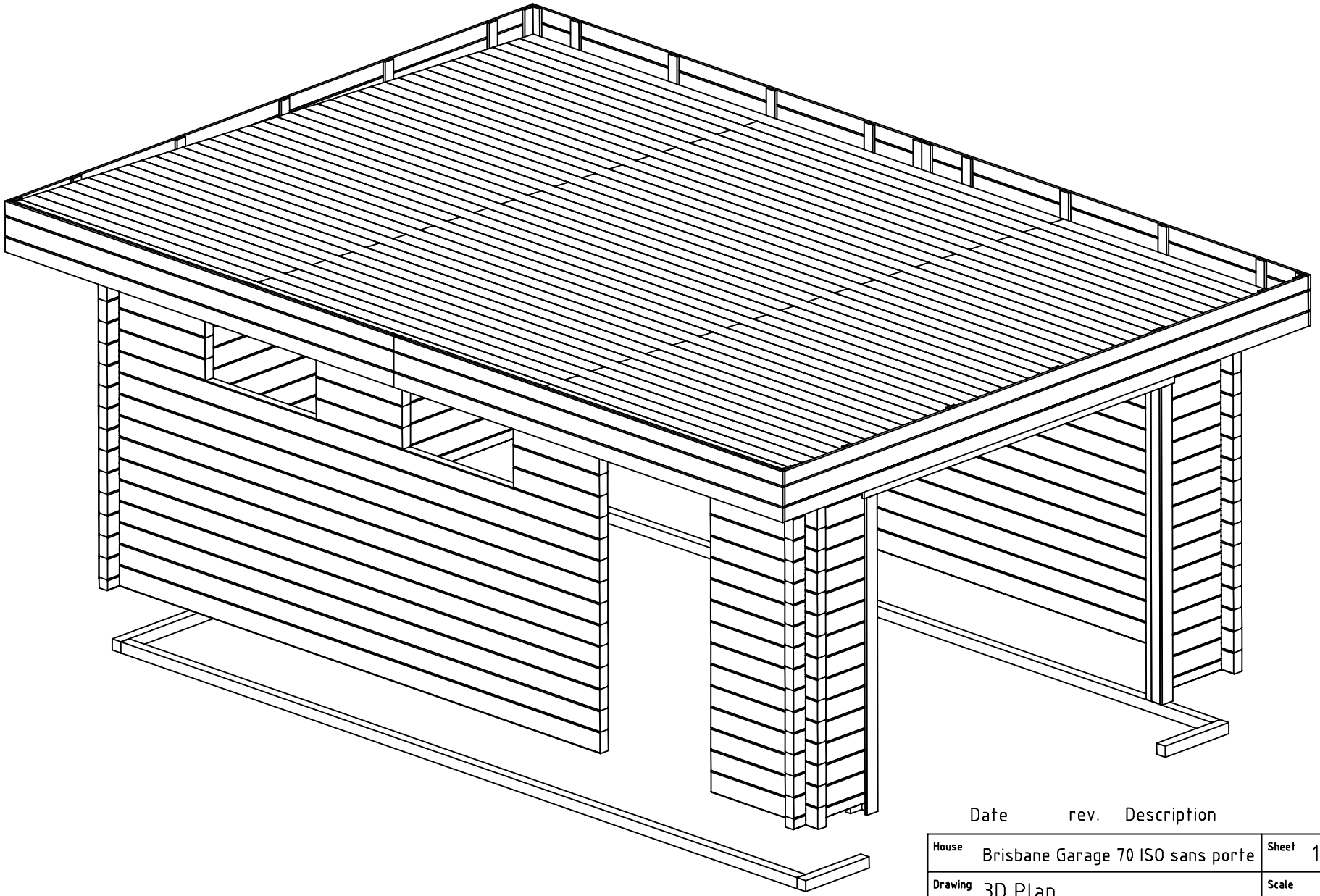

Date rev. Description

House	Brisbane Garage 70 ISO sans porte	Sheet	1
Drawing	3D Plan	Scale	
Material	70x135	Date	30.03.2021
Drawer	RP	File	Brisbane Garage 70 ISO sans porte 3D.dwg

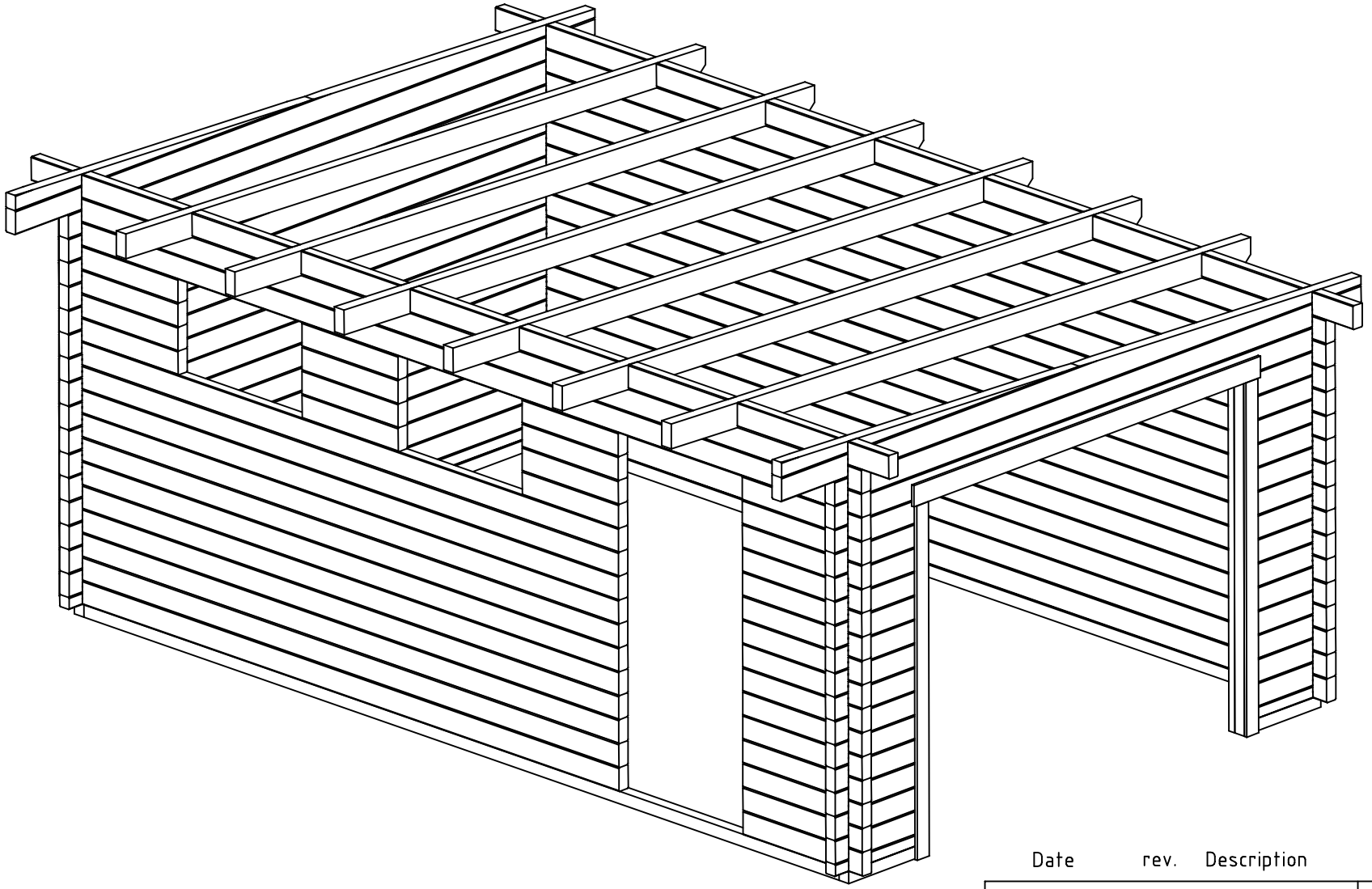

Date	rev.	Description

House	Brisbane Garage 70 ISO sans porte	Sheet	2
Drawing	3D Plan	Scale	
Material	70x135	Date	30.03.2021
Drawer	RP	File	Brisbane Garage 70 ISO sans porte 3D.dwg

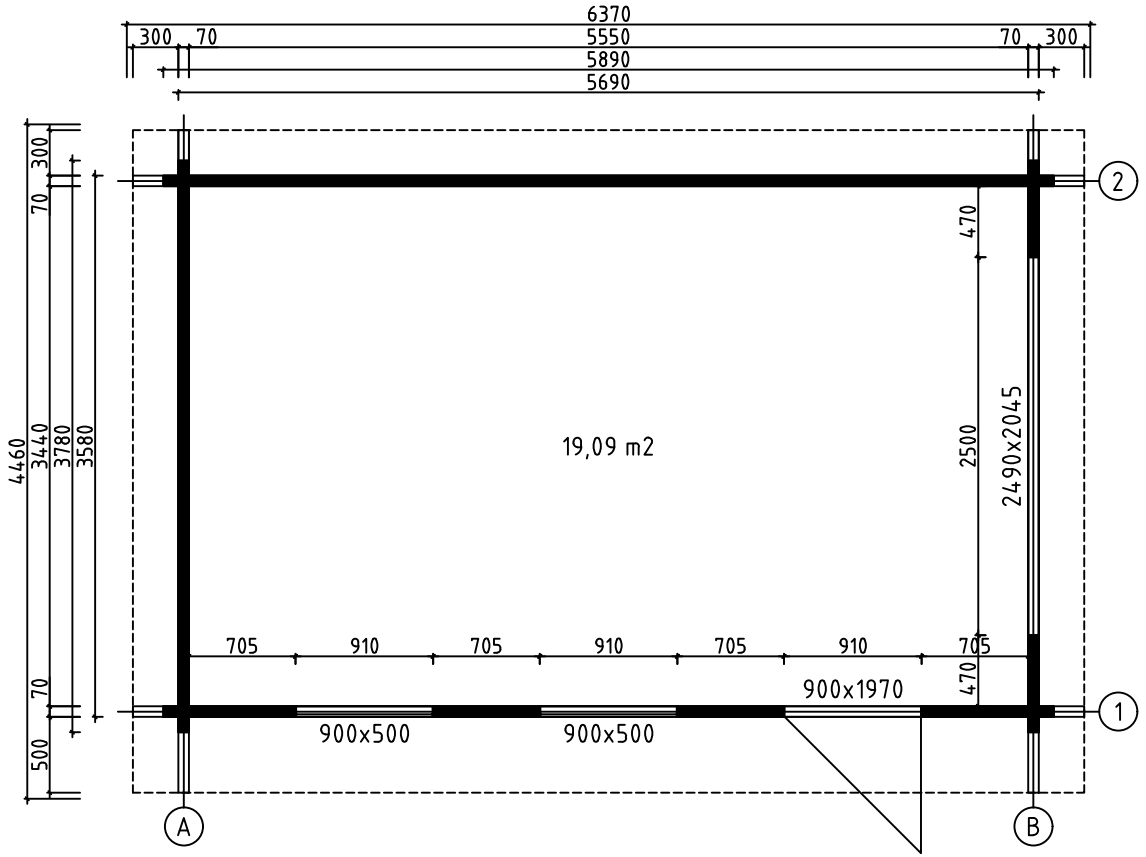

House	Brisbane Garage 70 ISO sans porte	Sheet	3
Drawing	GROUNDPLAN	Scale	1:50
Material	70x135	Date	30.03.2021
Drawer	RP	File	Brisbane Garage 70 ISO sans porte.dwg

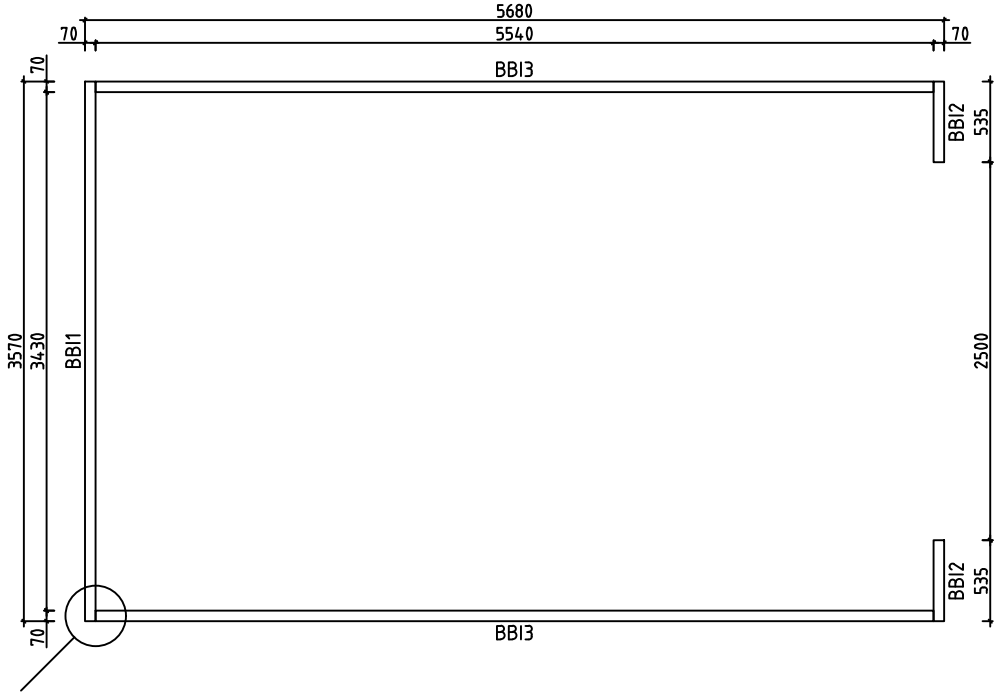

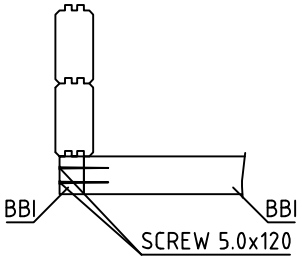

House	Brisbane Garage 70 ISO sans porte	Sheet	4
Drawing	BASE FRAME	Scale	1:50
Material	70x70	Date	30.03.2021
Drawer	RP	File	Brisbane Garage 70 ISO sans porte.dwg

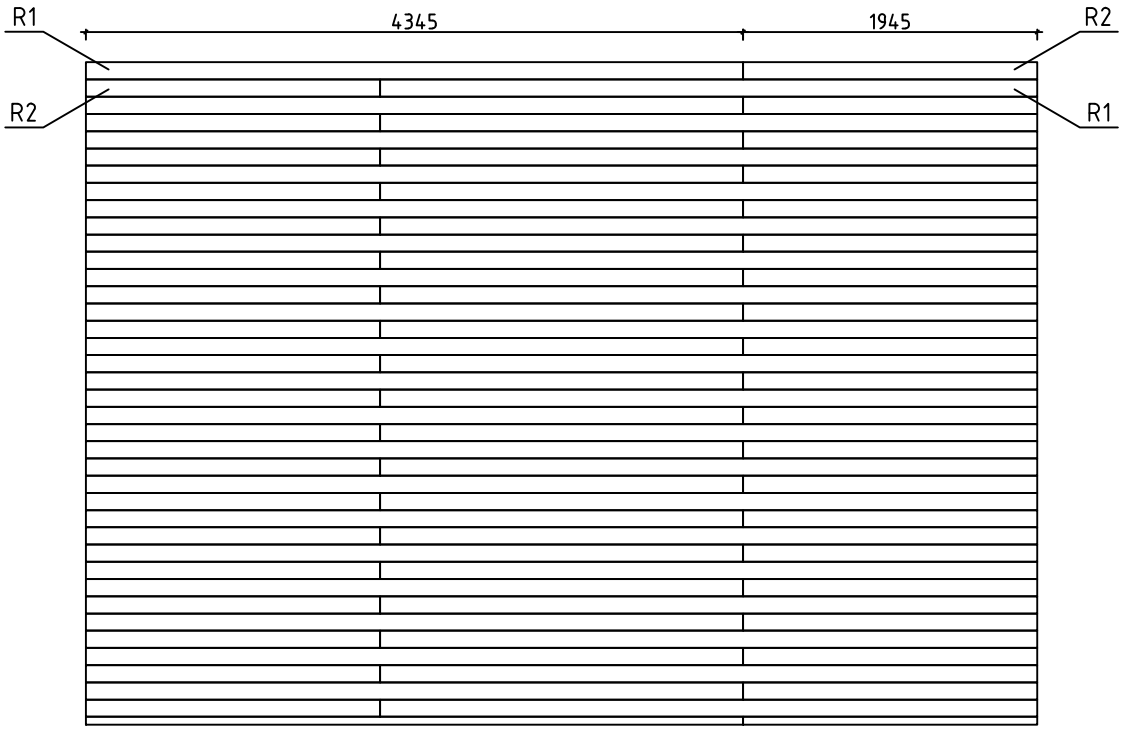

House	Brisbane Garage 70 ISO sans porte	Sheet	5
Drawing	ROOFBOARD	Scale	1:50
Material	18x114	Date	30.03.2021
Drawer	RP	File	Brisbane Garage 70 ISO sans porte.dwg

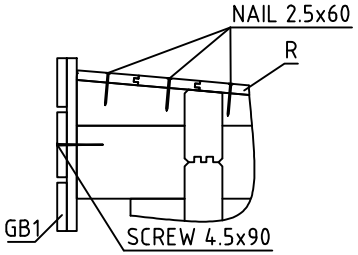

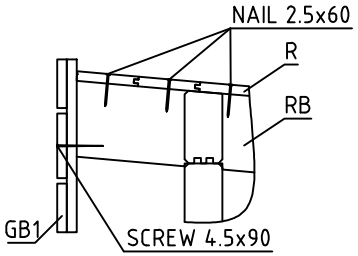

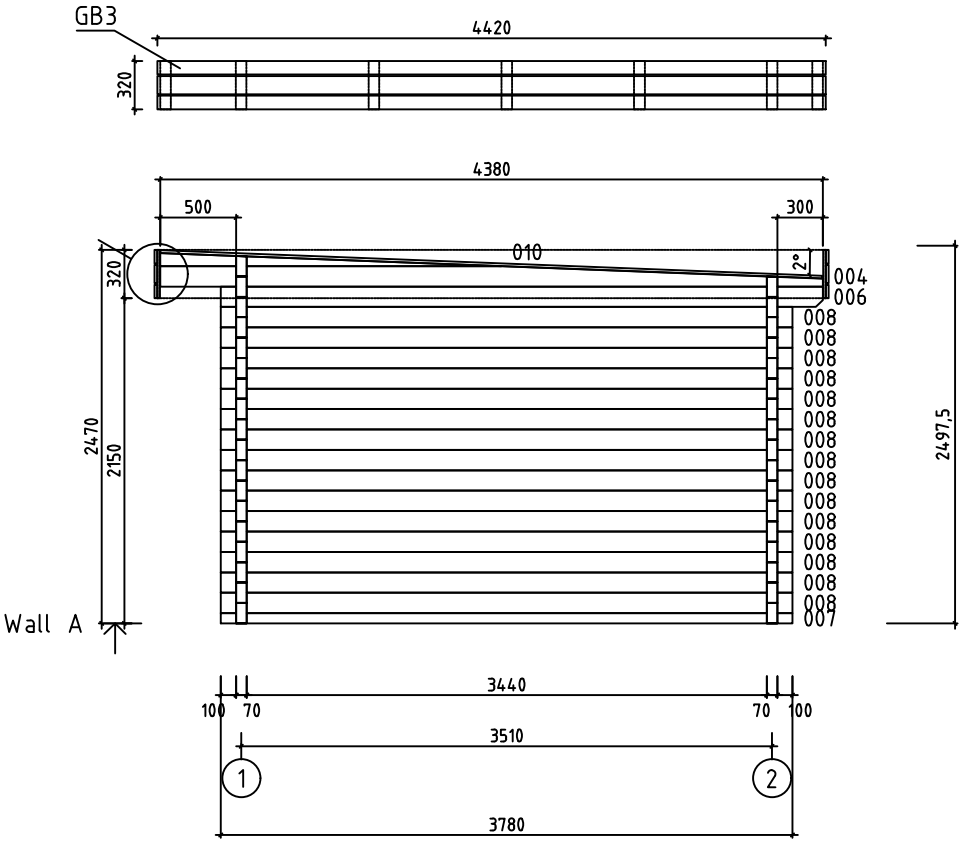

House	Brisbane Garage 70 ISO sans porte	Sheet	6
Drawing	WALL A	Scale	1:50
Material	70x135	Date	30.03.2021
Drawer	RP	File	Brisbane Garage 70 ISO sans porte.dwg

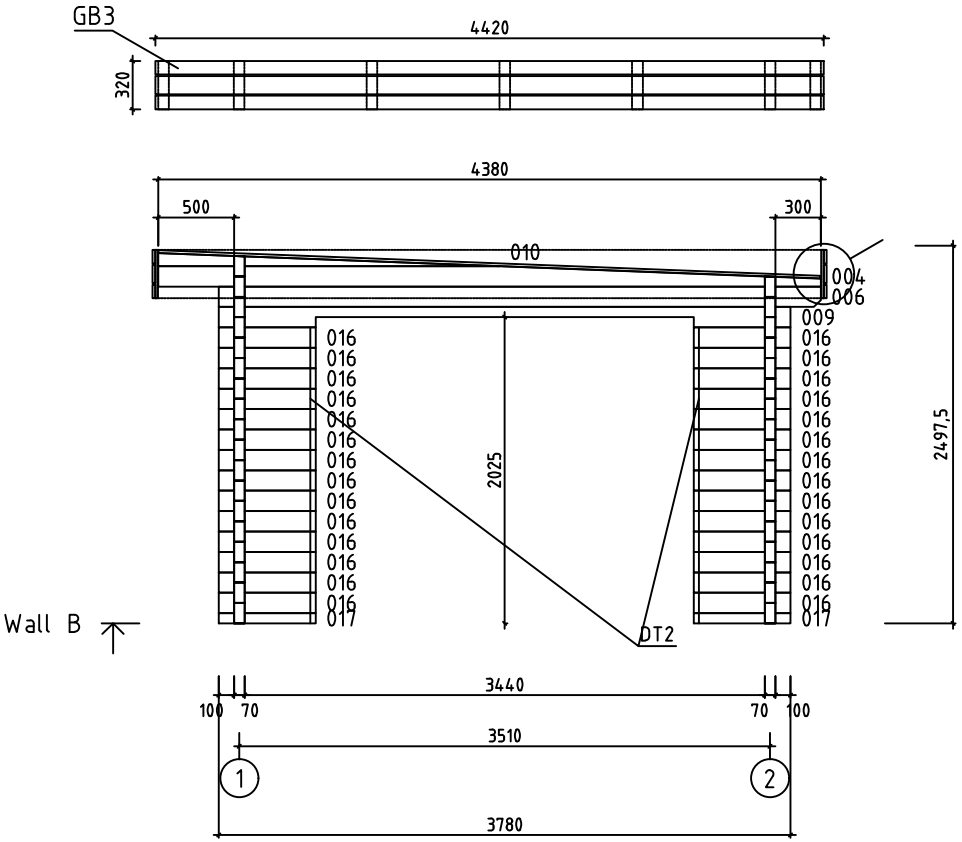

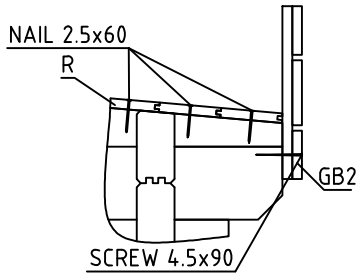

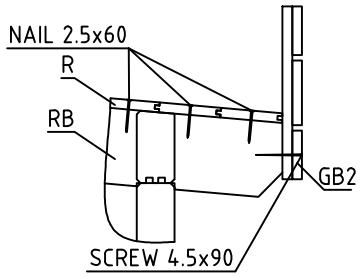

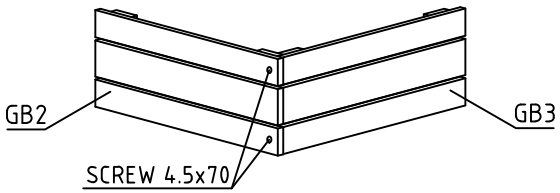

House	Brisbane Garage 70 ISO sans porte	Sheet	7
Drawing	WALL B	Scale	1:50
Material	70x135	Date	30.03.2021
Drawer	RP	File	Brisbane Garage 70 ISO sans porte.dwg

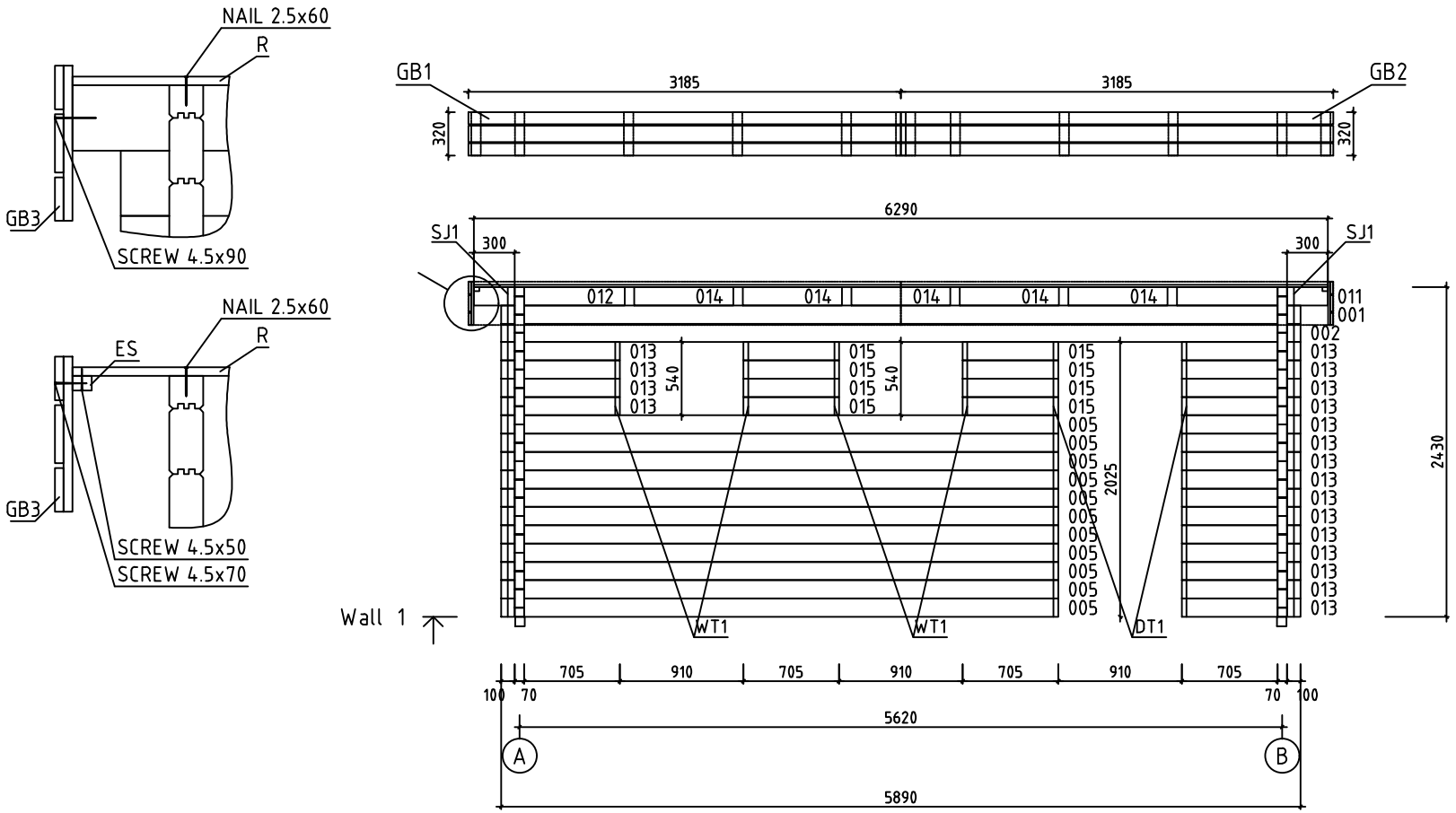

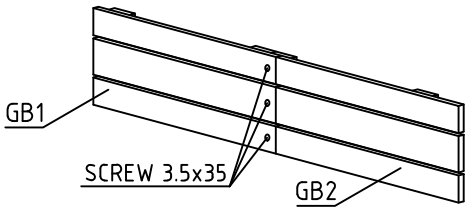

House	Brisbane Garage 70 ISO sans porte	Sheet	8
Drawing	WALL 1	Scale	1:50
Material	70x135	Date	30.03.2021
Drawer	RP	File	Brisbane Garage 70 ISO sans porte.dwg

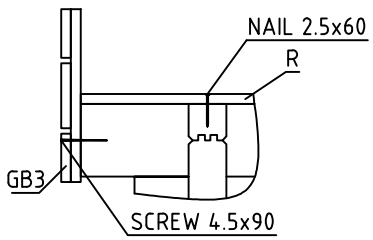

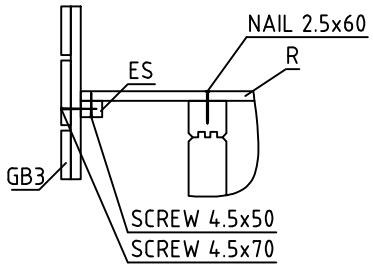

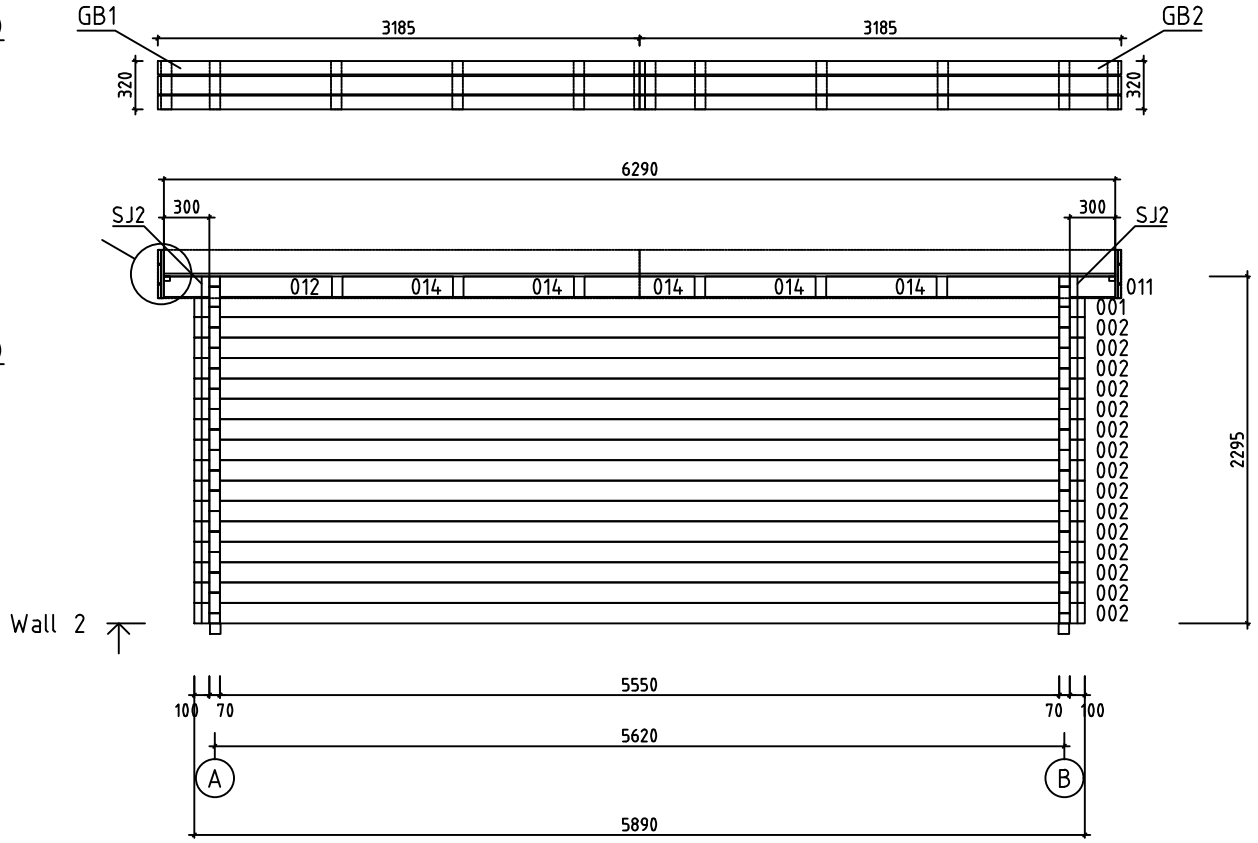

House	Brisbane Garage 70 ISO sans porte	Sheet	9
Drawing	WALL 2	Scale	1:50
Material	70x135	Date	30.03.2021
Drawer	RP	File	Brisbane Garage 70 ISO sans porte.dwg

Pos	Specification-Bestimmung-Spécification	PCS	Profile (mm)	L (mm)
001	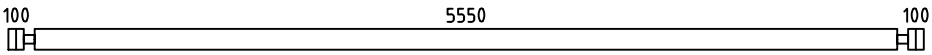	2	70x135	5890
002	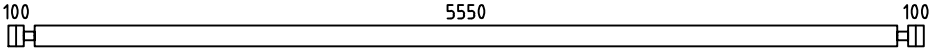	16	70x135	5890
003	SPARE BEAM-ERZATZBOHLE-MADRIER DE RÉSERVE 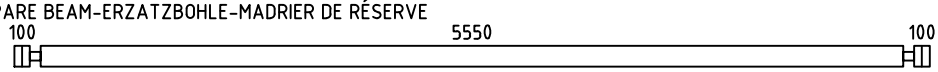	1	70x135	5890
005	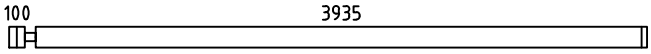	11	70x135	4105
006	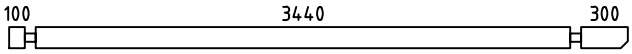	2	70x135	3980
007	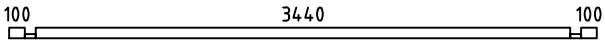	1	70x68	3780
008	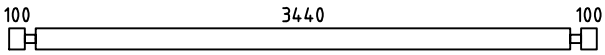	15	70x135	3780
009	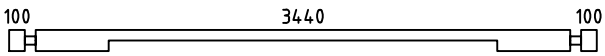	1	70x135	3780
011	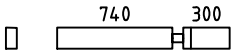	2	70x135	1110
012	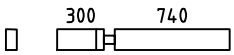	2	70x135	1110
013	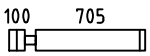	19	70x135	875
014		10	70x135	730
015		8	70x135	705
016	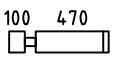	28	70x135	640
017	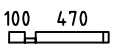	2	70x68	640
WA-1 WB-1	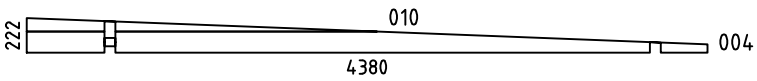	2	70x222	4380
HB	HIT BLOCK-SCHLAGHÖLZER-MADRIERS D´ASSEMBLAGE 	2	70x135	300
BBI3	BASE FRAME-LAGERHÖLZER-LAMBOURDES IMM	2	70x70	5540
BBI1	BASE FRAME-LAGERHÖLZER-LAMBOURDES IMM	1	70x70	3570
BBI2	BASE FRAME-LAGERHÖLZER-LAMBOURDES IMM	2	70x70	535
FS1	FIXING MECHANISM OF THE ELECTRIC MOTOR-BEFESTIGUNGSMECHANISMUS DES ELEKTROMOTORS-MADRIER DE FIXATION DU MOTEUR ÉLECTRIQUE 	1	45x90	3580
RB1	ROOFBEAMS-DACHBALKEN-SOLIVES DE PLAFOND 	6	70x140	4389
R1	ROOFBOARD-DACHBRETT-VOLIGES 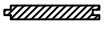 or-oder-ou	39+1 51+1	18x114 18x88	4345
R2	ROOFBOARD-DACHBRETT-VOLIGES  or-oder-ou	39+1 51+1	18x114 18x88	1945

House	Brisbane Garage 70 ISO sans porte	Material	File	Brisbane Garage 70 ISO sans porte.dwg	Sheet	10

Pos	Specification-Bestimmung-Spécification	PCS	Profile (mm)	L (mm)
GB1	ASSEMBLY REQUIRED-MONTAGE ERFORDERLICH-ASSEMBLAGE REQUIS 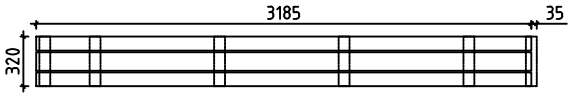	2	36x320	3185 +35
GB2	ASSEMBLY REQUIRED-MONTAGE ERFORDERLICH-ASSEMBLAGE REQUIS 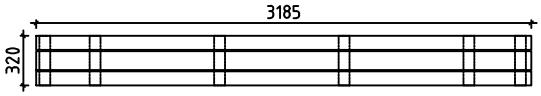	2	36x320	3185
GB3	ASSEMBLY REQUIRED-MONTAGE ERFORDERLICH-ASSEMBLAGE REQUIS 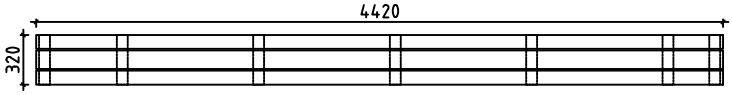	2	36x320	4420
ES1	EAVE SLAT-TRAUFENLEISTE-BAGUETTES POUR FIXER LES LATTES SOUS VOLIGES 	2	30x40	3440
ES2	EAVE SLAT-TRAUFENLEISTE-BAGUETTES POUR FIXER LES LATTES SOUS VOLIGES 	2	30x40	500
ES3	EAVE SLAT-TRAUFENLEISTE-BAGUETTES POUR FIXER LES LATTES SOUS VOLIGES 	2	30x40	300
DT1	DOOR ASSEMBLING PROFILE-TÜR INSTALLIERUNGSPROFIL -TASSEAU DE FIXATION POUR PORTES	2	18x25	1970
DT2	DOOR ASSEMBLING PROFILE-TÜR INSTALLIERUNGSPROFIL -TASSEAU DE FIXATION POUR PORTES	2	18x25	1910
WT1	WINDOW ASSEMBLING PROFILE-FENSTER INSTALLIERUNGSPROFIL -TASSEAU DE FIXATION POUR FENÉTRE	4	18x25	500
SJ1	SCREW JOINT-GEWINDESTANGE -TIGES FILETÉS 	2	M10	2460
SJ2	SCREW JOINT-GEWINDESTANGE -TIGES FILETÉS 	2	M10	2320
LCM	CONNECTING METAL-VERBINDEN VON METALL-CONNECTEUR MÉTALLIQUE 	2	45	135
	NAIL-NAGEL-CLOUS FOR-FÜR-POUR COATING FOR ROOF-BESCHICHTUNG FÜR DACH-REVÉTEMENT DE TOIT	380	ϕ2.5	20
	NAIL-NAGEL-CLOUS FOR-FÜR-POUR R1, R2	470	ϕ2.5	60
	SCREWS-SCHRAUBEN-VIS FOR-FÜR-POUR LCM, GB1, GB2, GB3	258	ϕ3.5	35
	SCREWS-SCHRAUBEN-VIS FOR-FÜR-POUR ES1, ES2, ES3, L1, L2	50	ϕ4.5	50
	SCREWS-SCHRAUBEN-VIS FOR-FÜR-POUR GB1, GB2, GB3	20	ϕ4.5	70
	SCREWS-SCHRAUBEN-VIS FOR-FÜR-POUR 007, 017, FS1, P1, P2, P3, P4 GB1, GB2, GB3	40	ϕ4.5	90
	SCREWS-SCHRAUBEN-VIS FOR-FÜR-POUR BBI1, BBI2, BBI3	10	ϕ5.0	120
	SCREWS-SCHRAUBEN-VIS FOR-FÜR-POUR 011, 012, 014 WA-1, WB-1, RB1	50	ϕ6.0	160
	COATING FOR ROOF-BESCHICHTUNG FÜR DACH-REVÉTEMENT DE TOIT 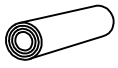	3,0	R = 15m	

House	Brisbane Garage 70 ISO sans porte	Material	File	Brisbane Garage 70 ISO sans porte.dwg	Sheet	11

Pos	Specification-Bestimmung-Spécification	PCS	Profile (mm)	L (mm)
	FRAME AROUND ENTRANCE-RAHMEN UM DEN EINGANG-CADRE AUTOUR DE L'ENTRÉE 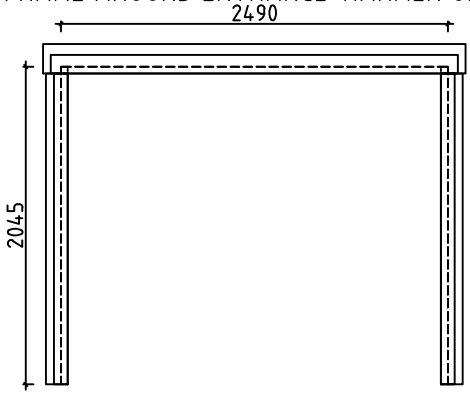	1	2490	2045
	DOOR-TÜR-PORTE (right-rechts-droit) AST__ISO__PL P 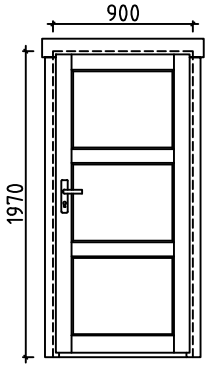 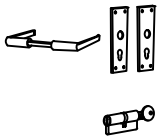	1 1 1	900	1970
	WINDOW-FENSTER-FENÉTRE (right-rechts-droit) AST__ISO__KP__AL__PL P 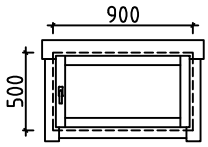 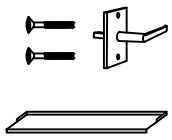	2 2 2	900	500

House	Brisbane Garage 70 ISO sans porte	Material	File	Brisbane Garage 70 ISO sans porte.dwg	Sheet	12

Pos	Specification-Bestimmung-Spécification	PCS	Profile (mm)	L (mm)
P1	BEAM-BALKEN-POUTRE	1	43x190	2720
P2	BEAM-BALKEN-POUTRE	2	43x140	2000
P3	BEAM-BALKEN-POUTRE	1	45x70	2400
P4	BEAM-BALKEN-POUTRE	2	45x70	2045
L1	BOARD-BRETT-PLANCHE	1	18x120	2620
L2	BOARD-BRETT-PLANCHE	2	18x90	2000
	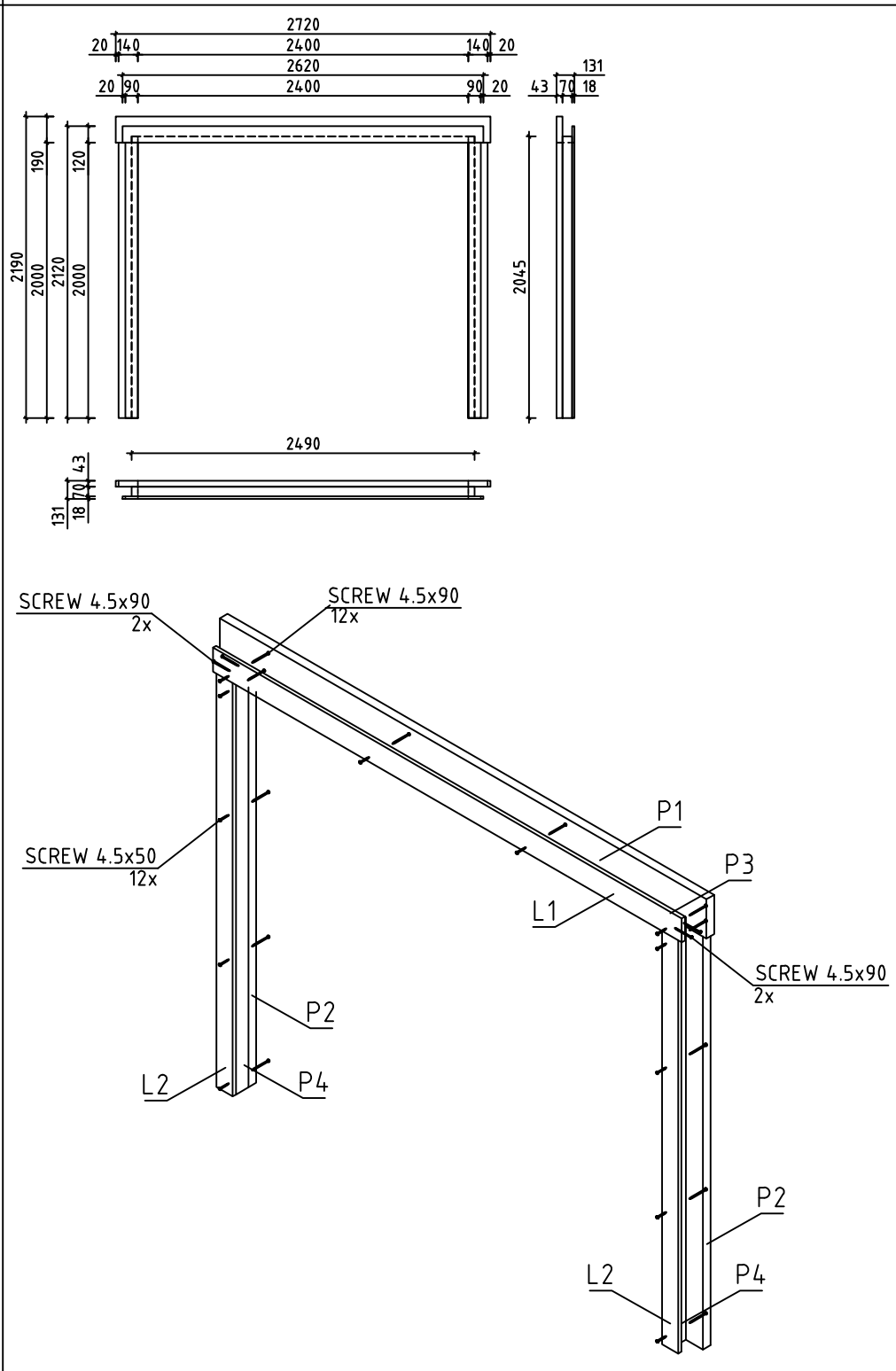	1	131x2190	2720

House	Brisbane Garage 70 ISO sans porte	Material	File	Brisbane Garage 70 ISO sans porte.dwg	Sheet	13

Pos	Assembly Instructions-Montageanleitungen-Instructions de Montage	PCS	Profile (mm)	L (mm)
L1	BOARD-BRETT-PLANCHE	4	18x120	3185
L2	BOARD-BRETT-PLANCHE	8	18x90	3185
L3	BOARD-BRETT-PLANCHE	2	18x120	4420
L4	BOARD-BRETT-PLANCHE	4	18x90	4420
L5	BOARD-BRETT-PLANCHE	38	18x70	320

GB1 — 2 — 36x320 — 3185 +35



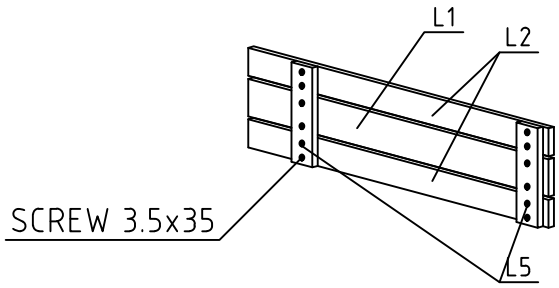

GB2 — 2 — 36x320 — 3185



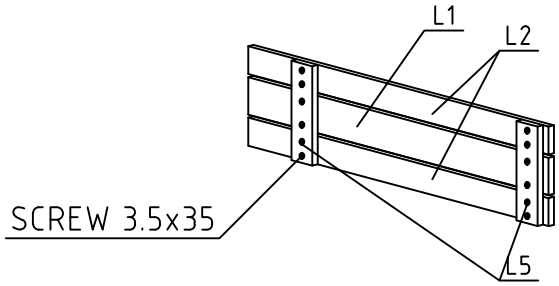

GB3 — 2 — 36x320 — 4420



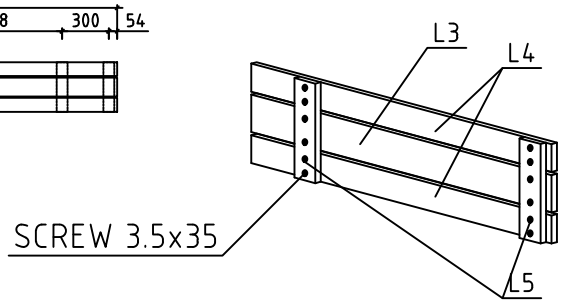

#001	1,2	5890	2
#002	1,2	5890	16
#003		5890	1
#004	A,B	4380	2
#005	1	4105	11
#006	A,B	3980	2
#007	A	3780	1
#008	A	3780	15
#009	B	3780	1
#010	A,B	2255	2
#011	1,2	1110	2
#012	1,2	1110	2
#013	1	875	19
#014	1,2	730	10
#015	1	705	8
#016	B	640	28
#017	B	640	2