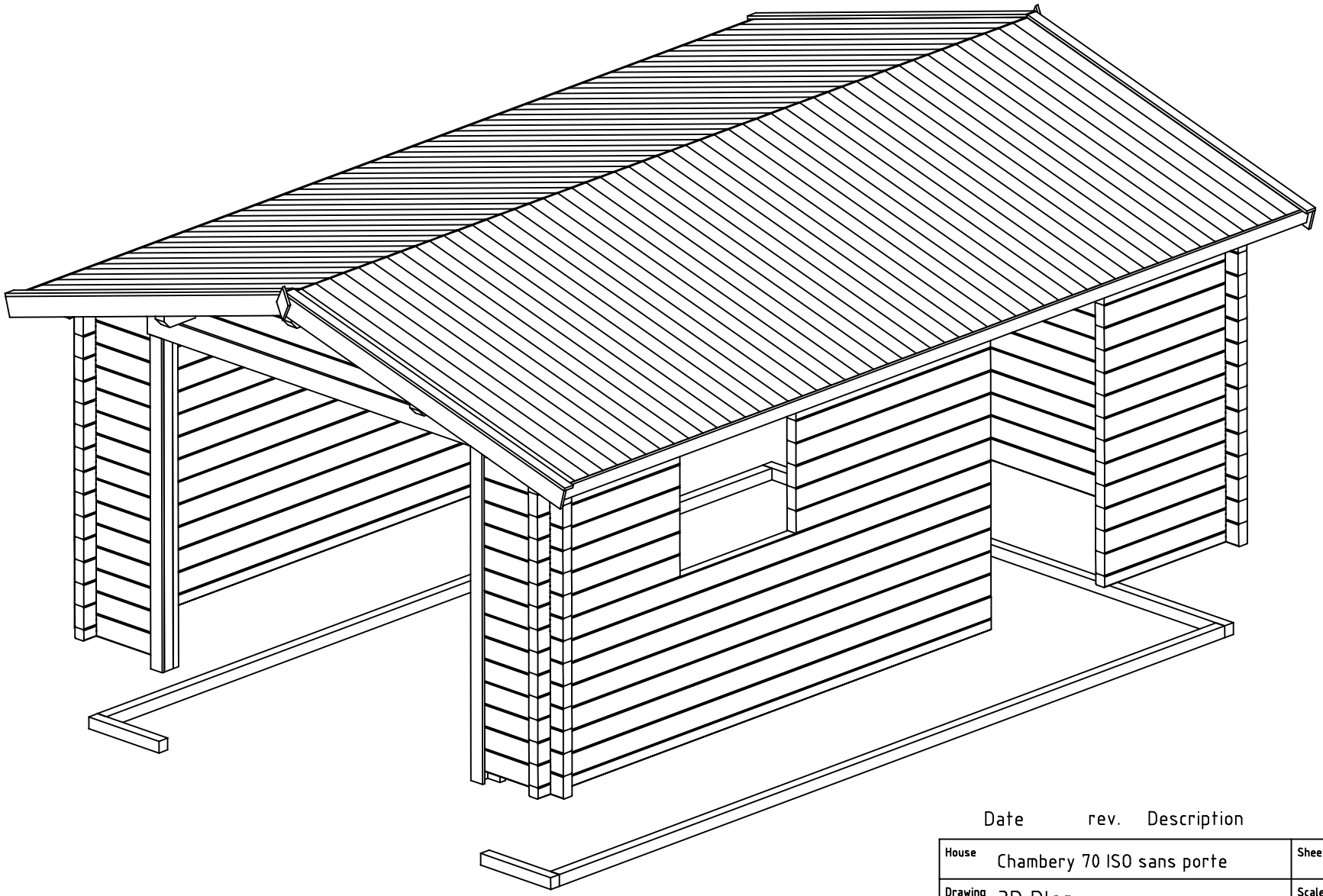

Date	rev.	Description

House	Chambery 70 ISO sans porte	Sheet	1
Drawing	3D Plan	Scale	
Material	70x135	Date	07.06.2021
Drawer	RP	File	Chambery 70 ISO sans porte 3D.dwg

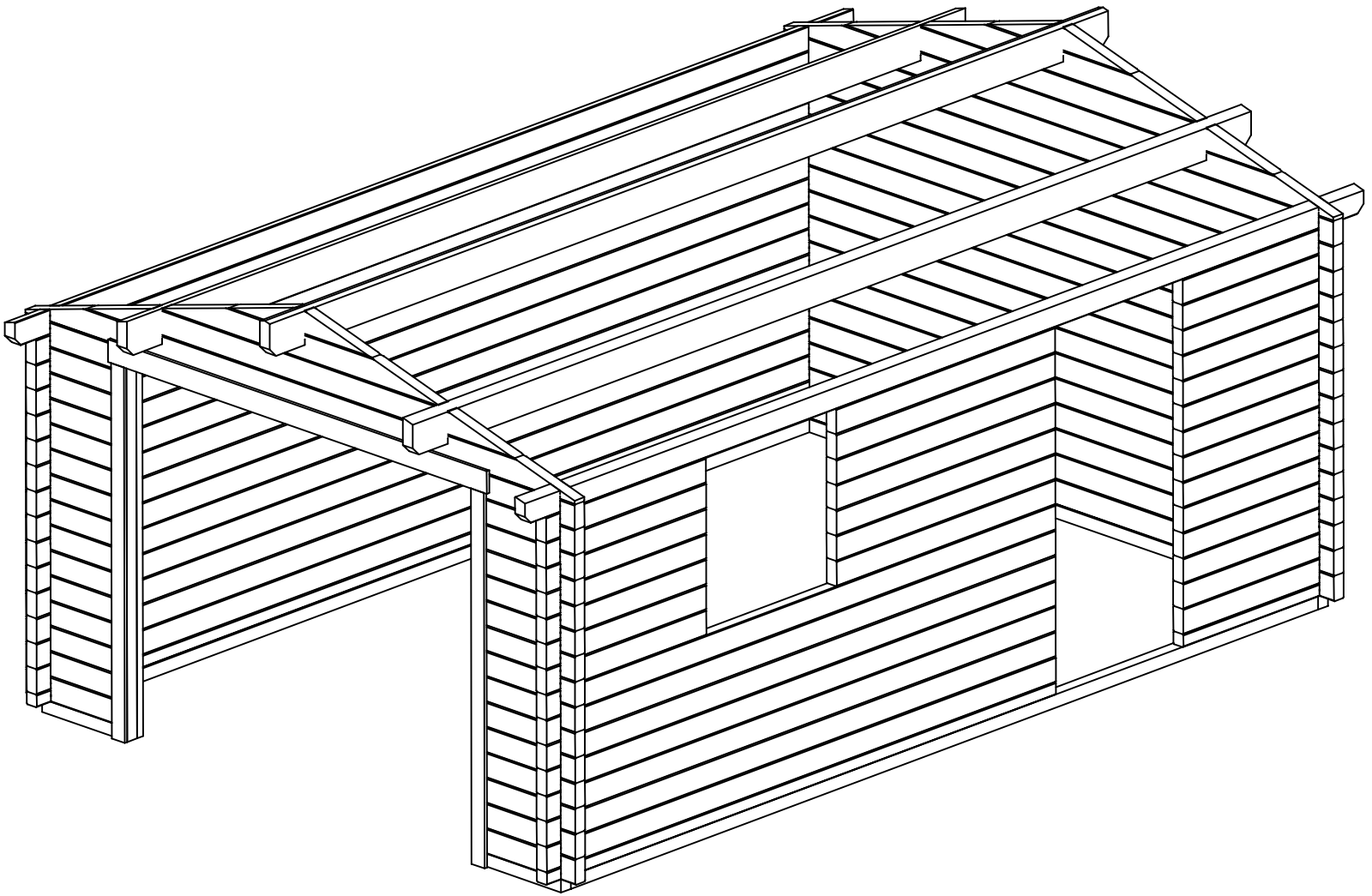

Date rev. Description

House	Chambery 70 ISO sans porte	Sheet	2
Drawing	3D Plan	Scale	
Material	70x135	Date	07.06.2021
Drawer	RP	File	Chambery 70 ISO sans porte 3D.dwg

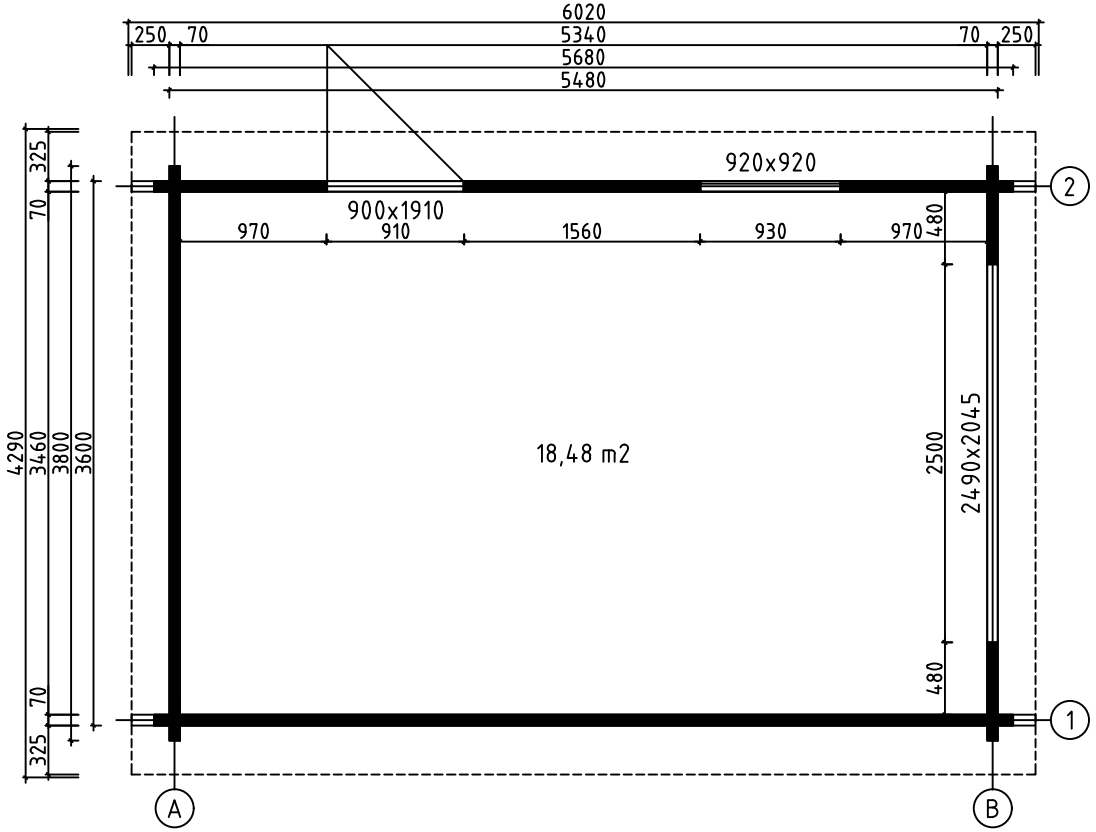

House	Chambery 70 ISO sans porte	Sheet	3
Drawing	GROUNDPLAN	Scale	1:50
Material	70x135	Date	07.06.2021
Drawer	RP	File	Chambery 70 ISO sans porte.dwg

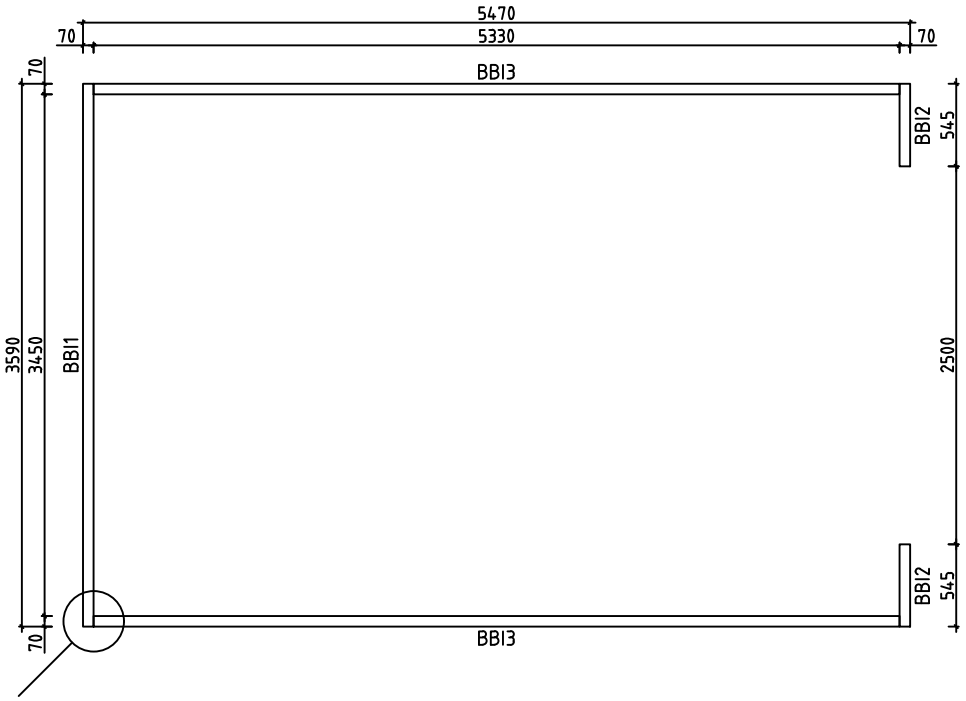

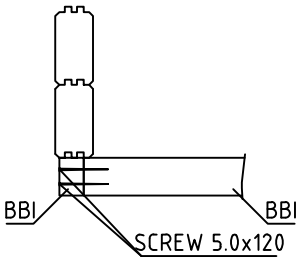

House	Chambery 70 ISO sans porte	Sheet	4
Drawing	BASE BEAMS	Scale	1:50
Material	70x70	Date	07.06.2021
Drawer	RP	File	Chambery 70 ISO sans porte.dwg

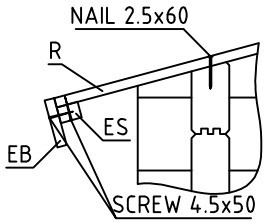

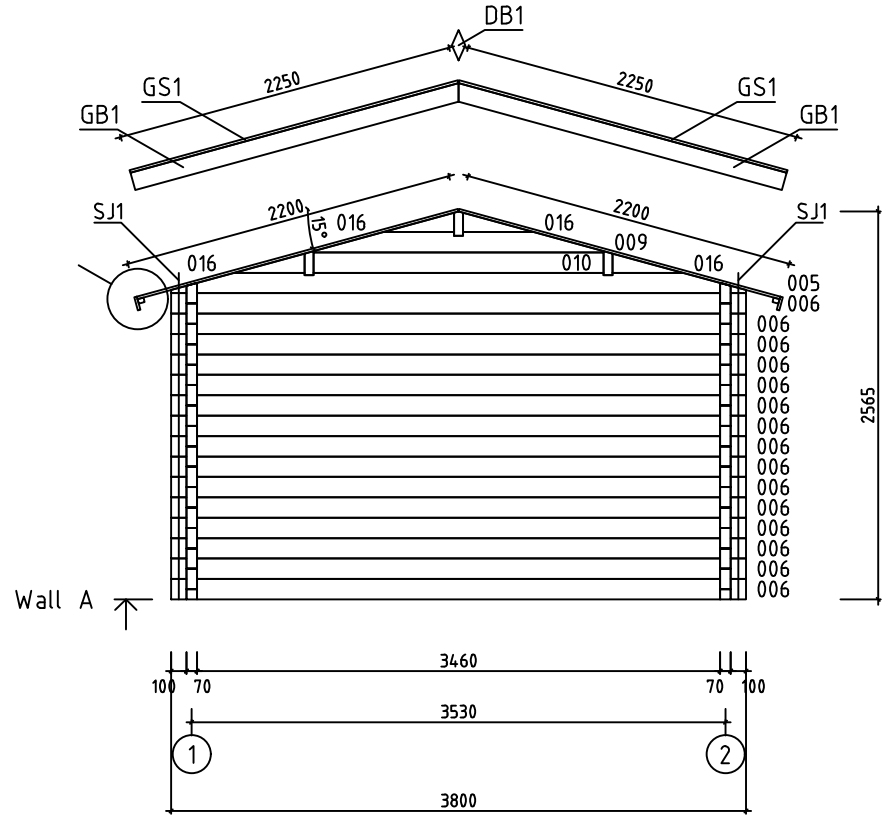

House	Chambery 70 ISO sans porte	Sheet	5
Drawing	WALL A	Scale	1:50
Material	70x135	Date	07.06.2021
Drawer	RP	File	Chambery 70 ISO sans porte.dwg

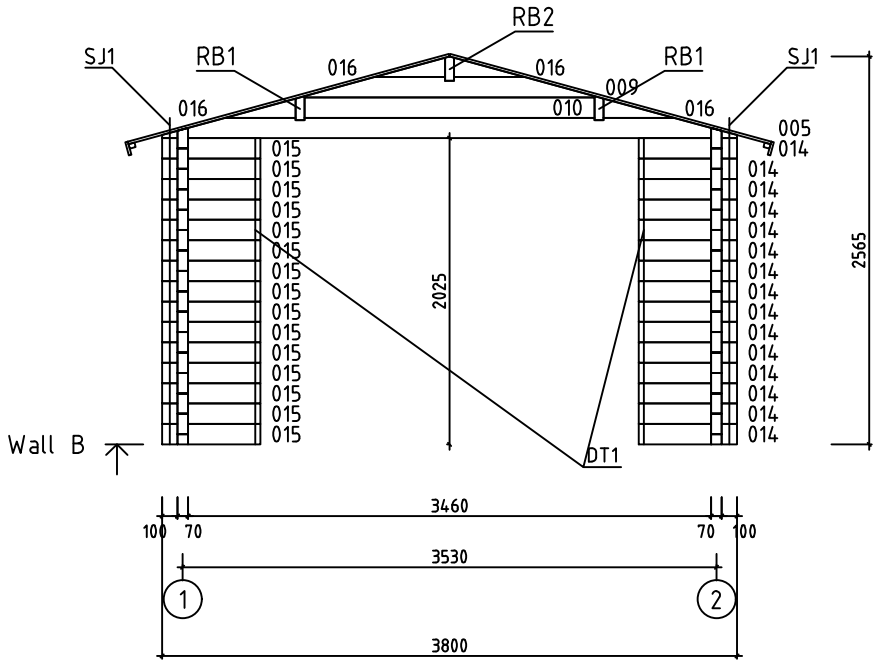

House	Chambery 70 ISO sans porte	Sheet	6
Drawing	WALL B	Scale	1:50
Material	70x135	Date	07.06.2021
Drawer	RP	File	Chambery 70 ISO sans porte.dwg



House	Chambery 70 ISO sans porte	Sheet	7
Drawing	WALL 1	Scale	1:50
Material	70x135	Date	07.06.2021
Drawer	RP	File	Chambery 70 ISO sans porte.dwg

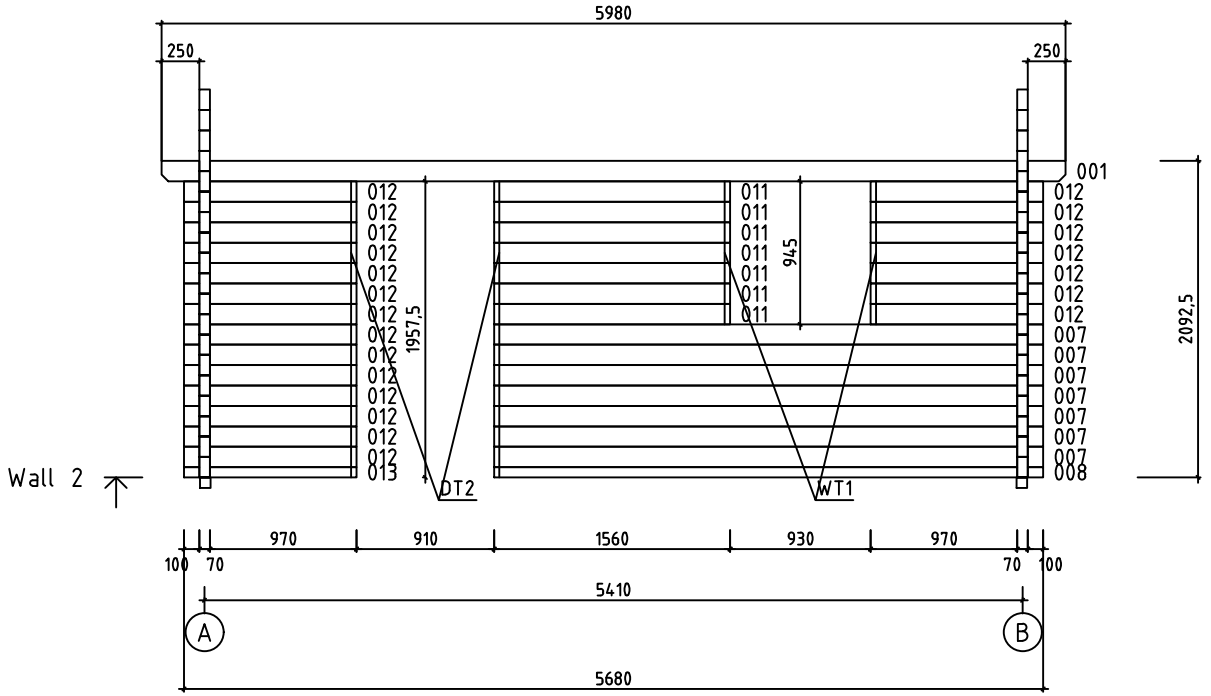

House	Chambery 70 ISO sans porte	Sheet	8
Drawing	WALL 2	Scale	1:50
Material	70x135	Date	07.06.2021
Drawer	RP	File	Chambery 70 ISO sans porte.dwg

Pos	Specification-Bestimmung-Spécification	Pcs	Profile (mm)	L (mm)
001	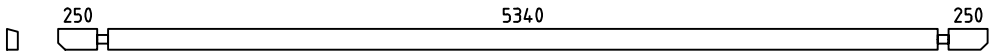	2	70x135	5980
002	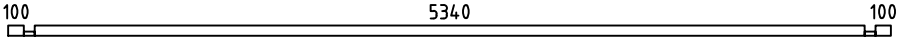	1	70x68	5680
003	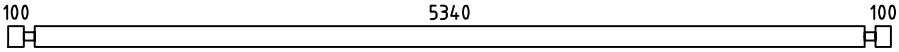	14	70x135	5680
004	SPARE BEAM-ERZATZBOHLE-MADRIER DE RÉSERVE 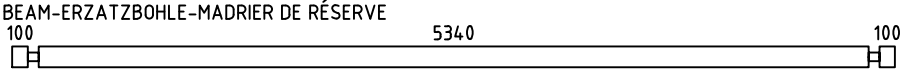	1	70x135	5680
006	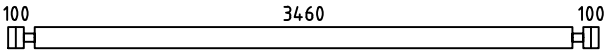	15	70x135	3800
007		7	70x135	3630
008	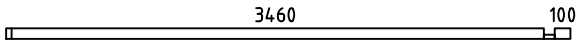	1	70x68	3630
011		7	70x135	1560
012		21	70x135	1140
013	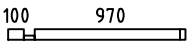	1	70x68	1140
014	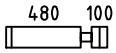	15	70x135	650
015	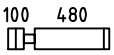	15	70x135	650
WA-1 WB-1	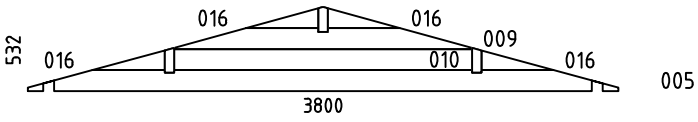	2	70x532	3800
HB	HIT BLOCK-SCHLAGHÖLZER-MADRIERS D´ASSEMBLAGE 	2	70x135	300
BBI3	BASE FRAME-LAGERHÖLZER-LAMBOURDES IMM	2	70x70	5330
BBI1	BASE FRAME-LAGERHÖLZER-LAMBOURDES IMM	1	70x70	3590
BBI2	BASE FRAME-LAGERHÖLZER-LAMBOURDES IMM	2	70x70	545
FS1	FIXING MECHANISM OF THE ELECTRIC MOTOR-BEFESTIGUNGSMECHANISMUS DES ELEKTROMOTORS-MADRIER DE FIXATION DU MOTEUR ÉLECTRIQUE 	1	45x90	3580
RB1	ROOFBEAMS-DACHBALKEN-SOLIVES DE PLAFOND 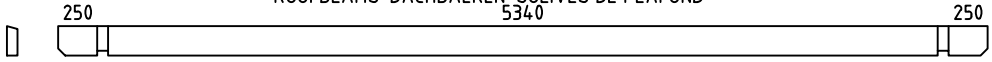	2	68x190	5980
RB2	ROOFBEAMS-DACHBALKEN-SOLIVES DE PLAFOND 	1	68x190	5980
R1	ROOFBOARD-DACHBRETT-VOLIGES or-oder-ou	106+2 138+2	18x114 18x88	2200
GB1	GABLE BOARD-GIEBELBLENDE-PLANCHE DE RIVE 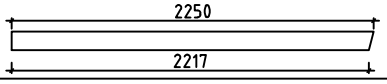	4	18x120	2250
GS1	ROOF FELT FILLET-GIEBELLEISTE-BAGUETTES POUR FIXER LES PLANCHES DE RIVE 	4	18x70	2250
EB1	EAVE BOARD-TRAUFBRETT-LATTES SOUS VOLIGES 	4	18x90	2990

House	Material	File	Sheet
Chambery 70 ISO sans porte		Chambery 70 ISO sans porte.dwg	9

Pos	Specification-Bestimmung-Spécification	Pcs	Profile (mm)	L (mm)
ES1	EAVE SLAT-TRAUFENLEISTE-BAGUETTES POUR FIXER LES LATTES SOUS VOLIGES	4	30x40	2990
DB1	DIAMOND-RAUTE-ELÉMENTS DE DÉCORATION	2	18x90	200
DT1	DOOR ASSEMBLING PROFILE-TÜR INSTALLIERUNGSPROFIL -TASSEAU DE FIXATION POUR PORTES	2	18x25	1970
DT2	DOOR ASSEMBLING PROFILE-TÜR INSTALLIERUNGSPROFIL -TASSEAU DE FIXATION POUR PORTES	2	18x25	1910
WT1	WINDOW ASSEMBLING PROFILE-FENSTER INSTALLIERUNGSPROFIL -TASSEAU DE FIXATION POUR FENÉTRE	2	18x25	920
SJ1	SCREW JOINT-GEWINDESTANGE -TIGES FILETÉS	4	M10	2090
LCM	CONNECTING METAL-VERBINDEN VON METALL-CONNECTEUR MÉTALLIQUE	2	45	135
	NAIL-NAGEL-CLOUS FOR-FÜR-POUR COATING FOR ROOF-BESCHICHTUNG FÜR DACH-REVÉTEMENT DE TOIT	360	ϕ2.5	20
	NAIL-NAGEL-CLOUS FOR-FÜR-POUR R1	420	ϕ2.5	60
	SCREWS-SCHRAUBEN-VIS FOR-FÜR-POUR LCM	24	ϕ3.5	35
	SCREWS-SCHRAUBEN-VIS FOR-FÜR-POUR GB1, GS1, EB1, ES1, DB1, L1, L2	90	ϕ4.5	50
	SCREWS-SCHRAUBEN-VIS FOR-FÜR-POUR 002, 008, 013, FS1, P1, P2, P3, P4	40	ϕ4.5	90
	SCREWS-SCHRAUBEN-VIS FOR-FÜR-POUR BBI1, BBI2, BBI3	10	ϕ5.0	120
	SCREWS-SCHRAUBEN-VIS FOR-FÜR-POUR WA-1, WB-1, RB1, RB2	22	ϕ6.0	160
	COATING FOR ROOF-BESCHICHTUNG FÜR DACH-REVÉTEMENT DE TOIT	3,0	R = 15m	
	FRAME AROUND ENTRANCE-RAHMEN UM DEN EINGANG-CADRE AUTOUR DE L'ENTRÉE	1	2490	2045



House	Chambery 70 ISO sans porte	Material	File	Chambery 70 ISO sans porte.dwg	Sheet	10

Pos	Specification-Bestimmung-Spécification	Pcs	Profile (mm)	L (mm)
	DOOR-TÜR-PORTE (right-rechts-droit) AST_ISO_PL P	1	900	1910
	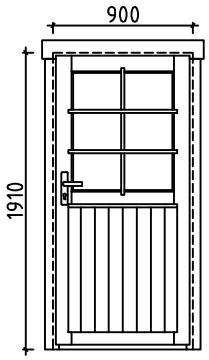 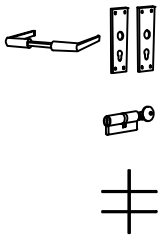	1 1 1		
	WINDOW-FENSTER-FENÉTRE (right-rechts-droit) AST_ISO_KP_AL_PL P	1	920	920
	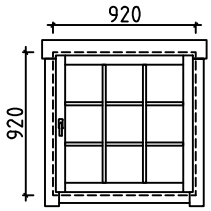 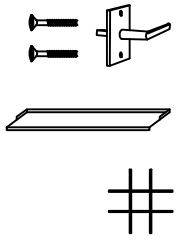	1 1 1		

House Chambery 70 ISO sans porte	Material	File Chambery 70 ISO sans porte.dwg	Sheet 11

Pos	Specification-Bestimmung-Spécification	PCS	Profile (mm)	L (mm)
P1	BEAM-BALKEN-POUTRE	1	43x190	2720
P2	BEAM-BALKEN-POUTRE	2	43x140	2000
P3	BEAM-BALKEN-POUTRE	1	45x70	2400
P4	BEAM-BALKEN-POUTRE	2	45x70	2045
L1	BOARD-BRETT-PLANCHE	1	18x120	2620
L2	BOARD-BRETT-PLANCHE	2	18x90	2000
	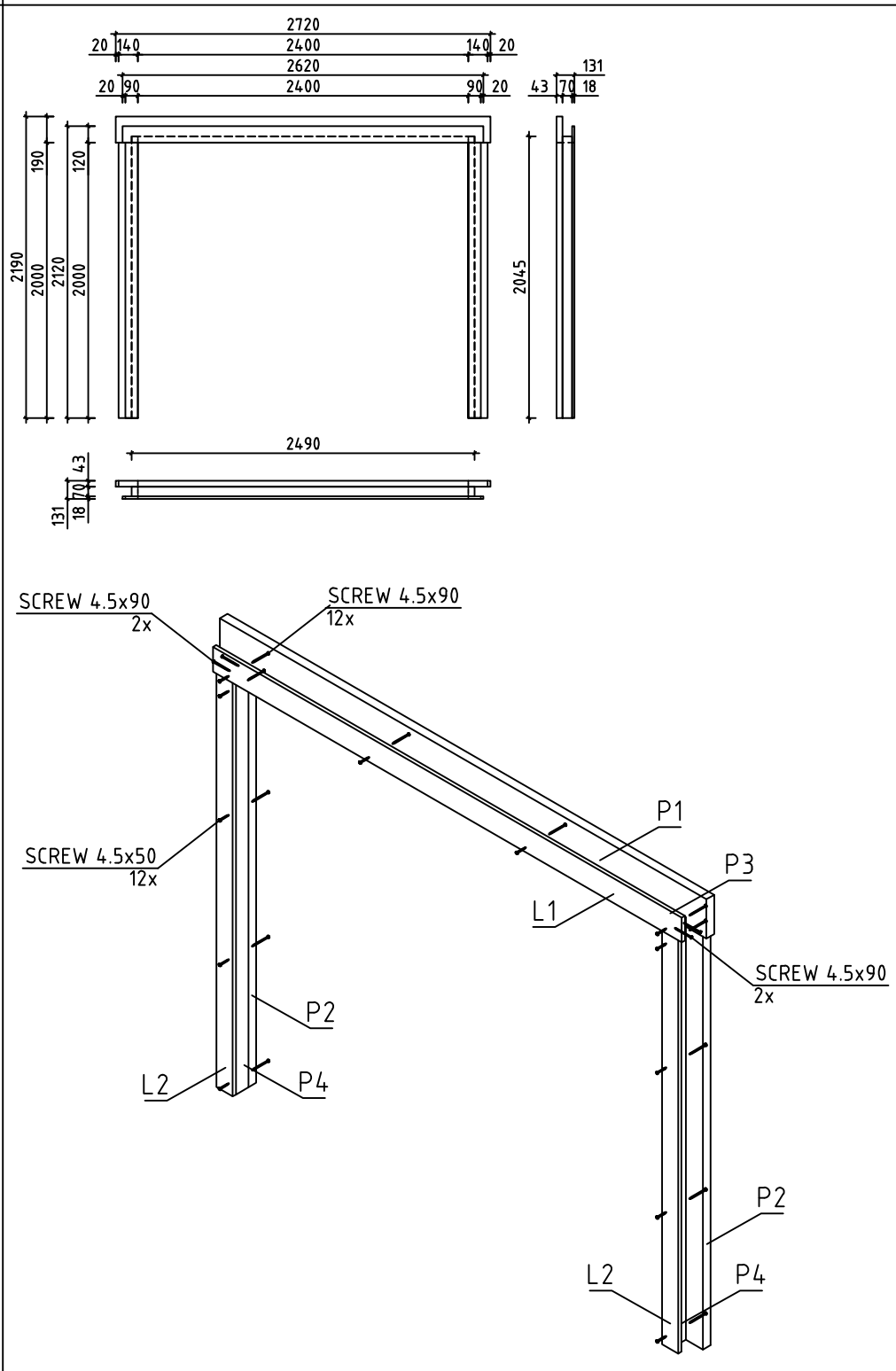	1	131x2190	2720

House	Material	File	Sheet
Chambery 70 ISO sans porte		Chambery 70 ISO sans porte.dwg	12

#001	1,2	5980	2
#002	1	5680	1
#003	1	5680	14
#004		5680	1
#005	A,B	3800	2
#006	A	3800	15
#007	2	3630	7
#008	2	3630	1
#009	A,B	1917	2
#010	A,B	1917	2
#011	2	1560	7
#012	2	1140	21
#013	2	1140	1
#014	B	650	15
#015	B	650	15
#016	A,B	464	8