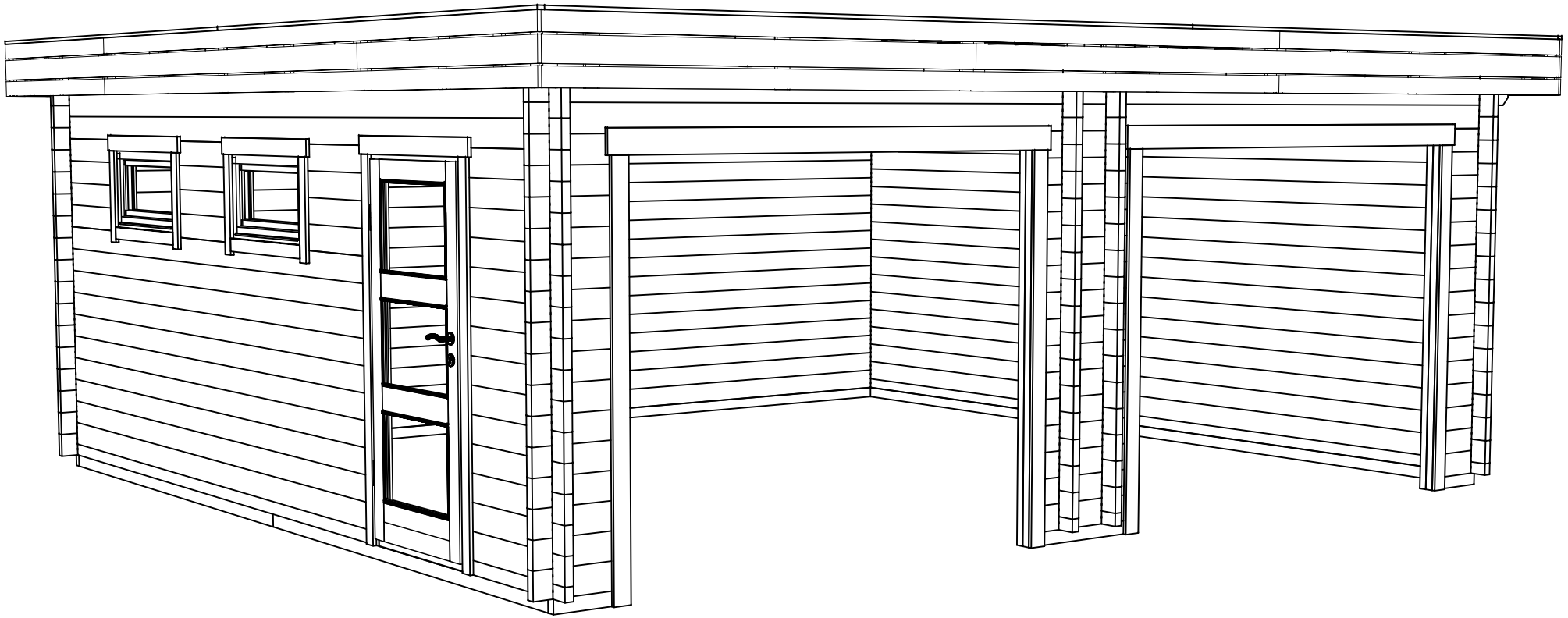

Name-Name-Nom	4471888	Page-Seite-Page	1
Piece list - Stückliste - Liste des pieces	3D	Scale-Maßstab-Echelle	
Material	44x135	Date-Datum-Date	13.09.2023
Drafter-Zeichner-Rédacteur	SRM	File	4471888.dwg

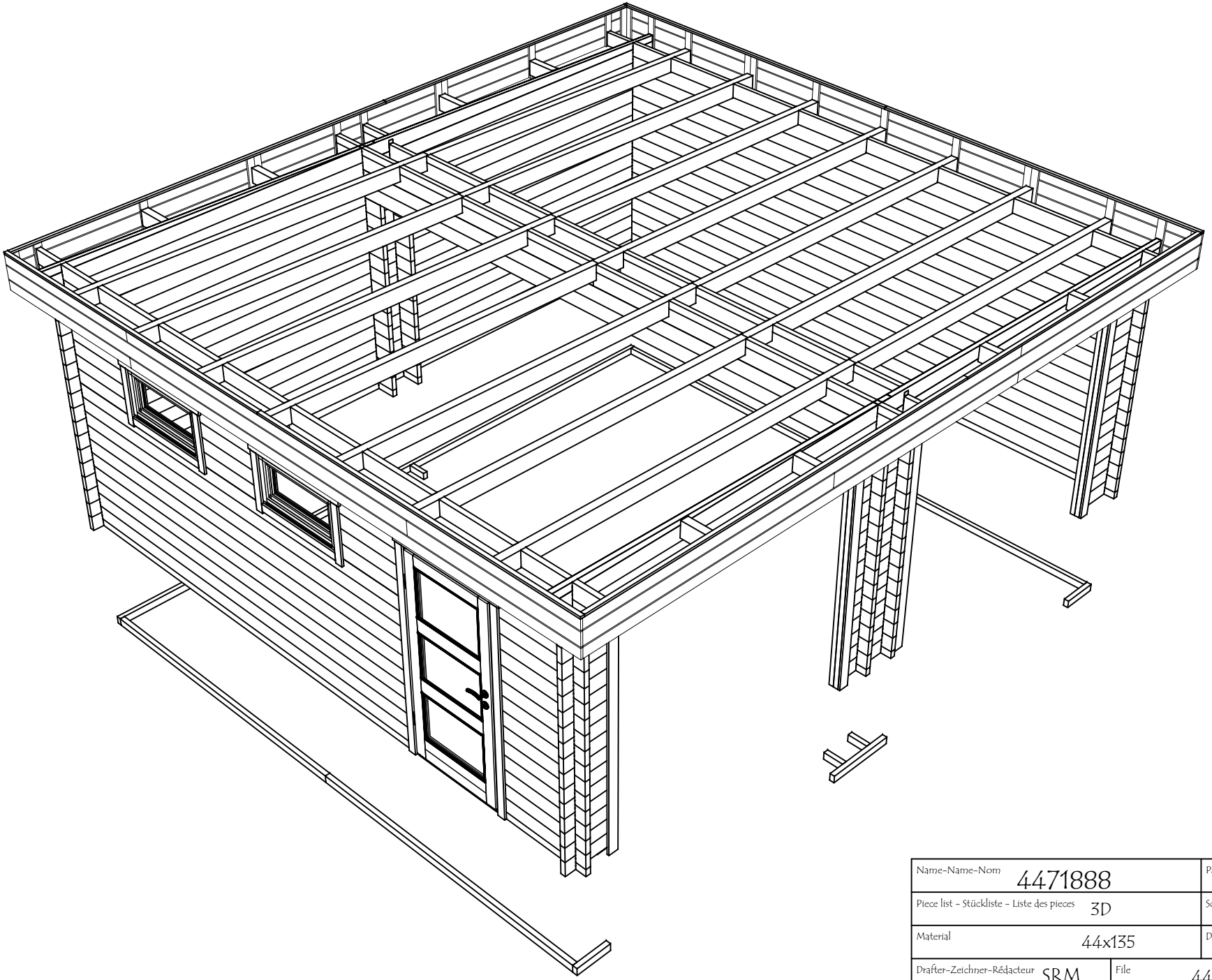

Name-Name-Nom	4471888	Page-Seite-Page	2
Piece list - Stückliste - Liste des pieces	3D	Scale-Maßstab-Echelle	
Material	44x135	Date-Datum-Date	13.09.2023
Drafter-Zeichner-Rédacteur	SRM	File	4471888.dwg

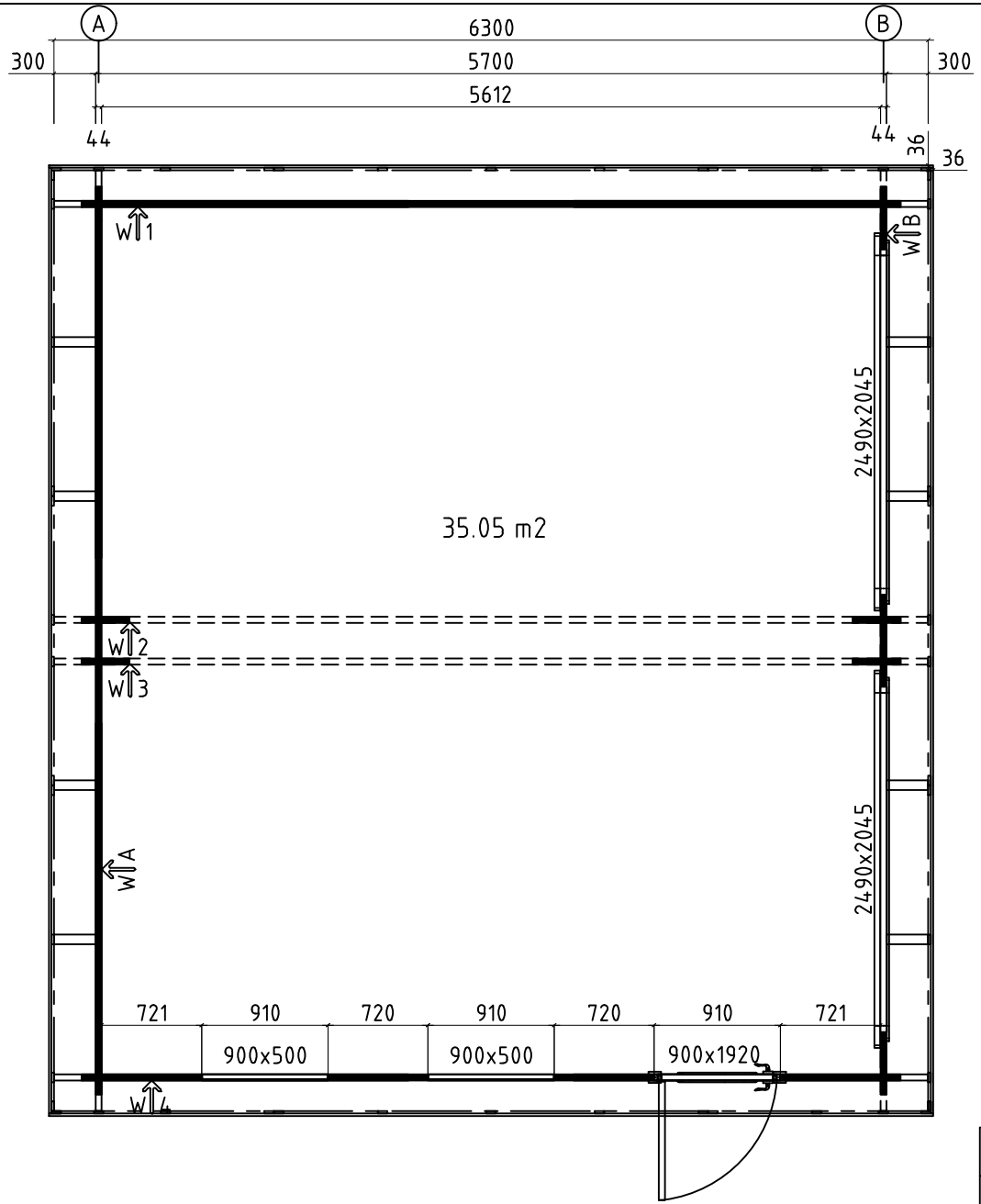

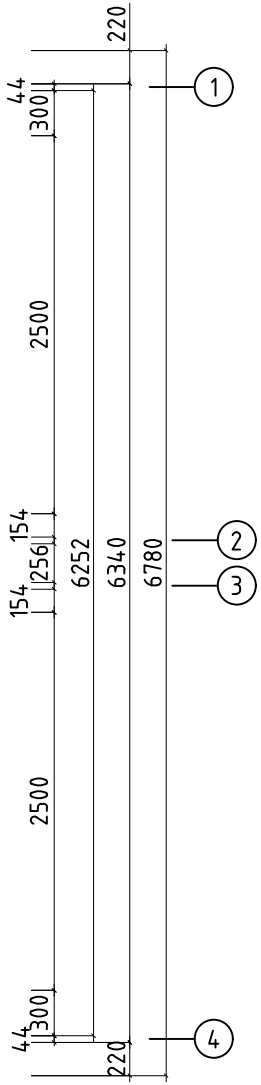

Name-Name-Nom	4471888	Page-Seite-Page	3
Piece list - Stückliste - Liste des pieces GROUNDPLAN - GRUNDPLAN - PLAN DE MASSE		Scale-Maßstab-Echelle	1:50
Material-Material-Matériel	44x135	Date-Datum-Date	13.09.2023
Drafter-Zeichner-Rédacteur	SRM	File	4471888.dwg

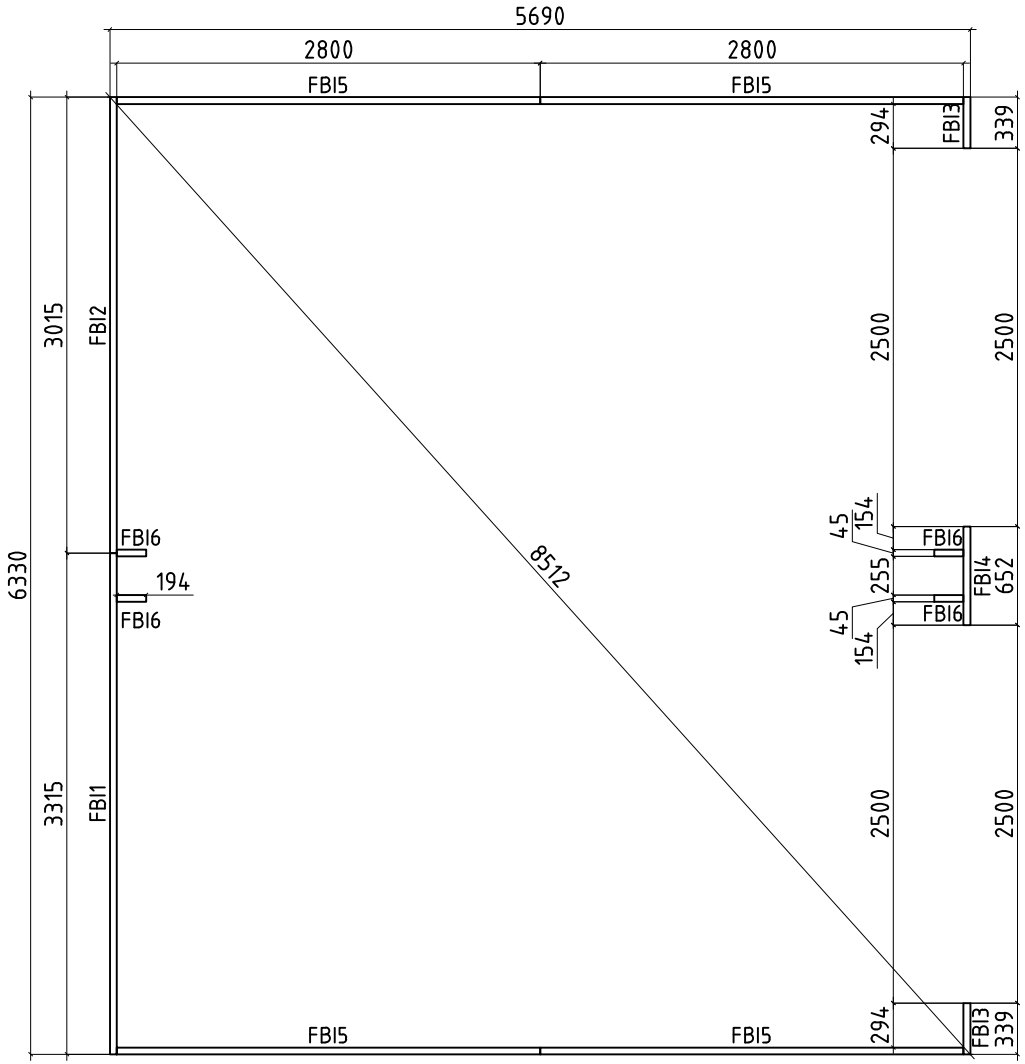

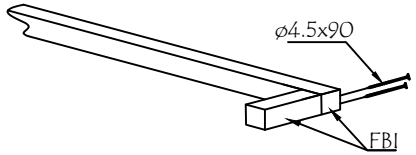

Name-Name-Nom	4471888	Page-Seite-Page	4
Piece list - Stückliste - Liste des pieces FOUNDATION - FUNDAMENT - FONDATION		Scale-Maßstab-Echelle	1:50
Material-Material-Matériel	45x70	Date-Datum-Date	13.09.2023
Drafter-Zeichner-Rédacteur	SRM	File	4471888.dwg

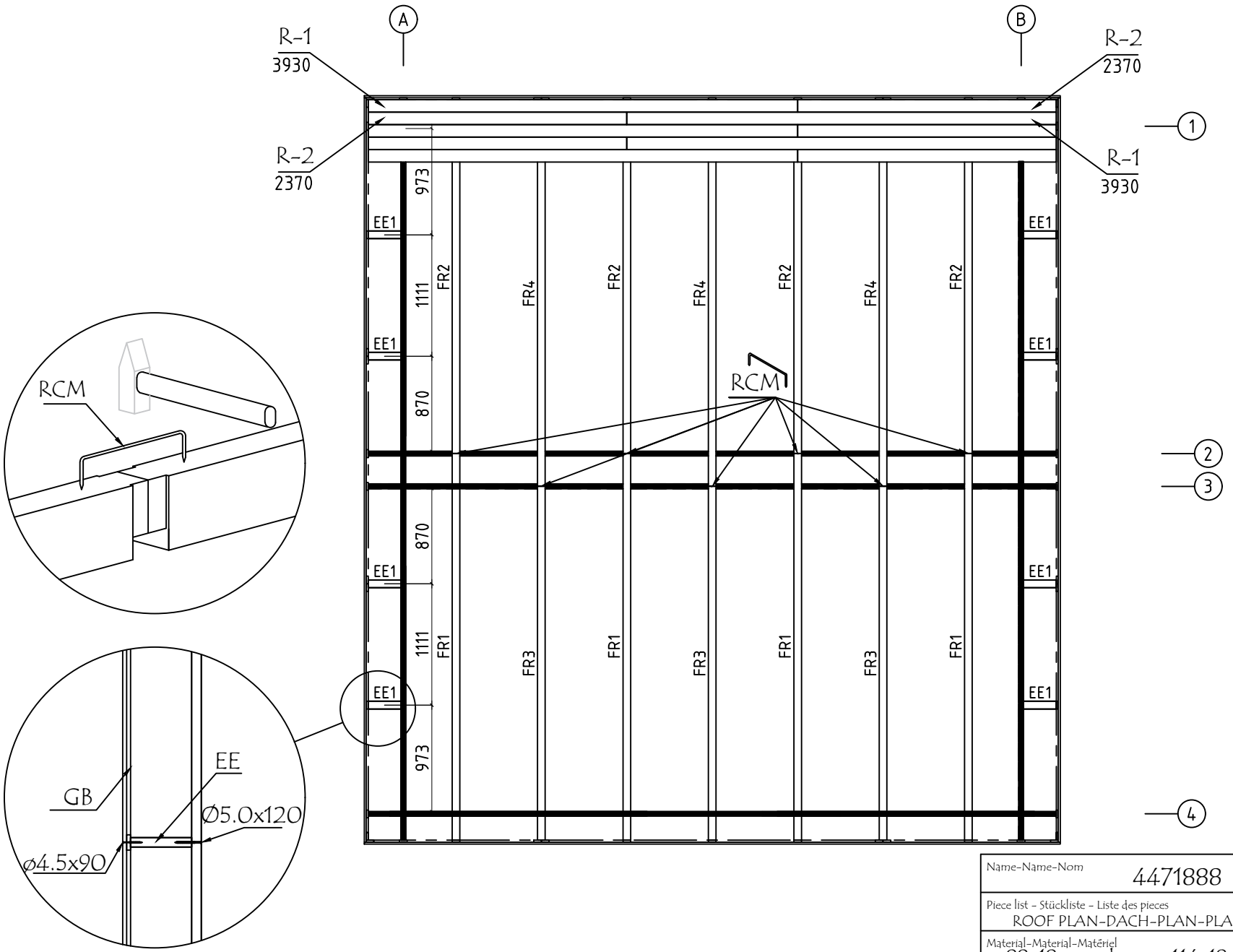

Name-Name-Nom: 4471888	Page-Seite-Page: 5
Piece list - Stückliste - Liste des pieces: ROOF PLAN-DACH-PLAN-PLAN DU TOIT	Scale-Maßstab-Echelle: 1:50
Material-Material-Matériel: 88x18 or-oder-ou 114x18 / 70x140	Date-Datum-Date: 13.09.2023
Drafter-Zeichner-Rédacteur: SRM	File: 4471888.dwg

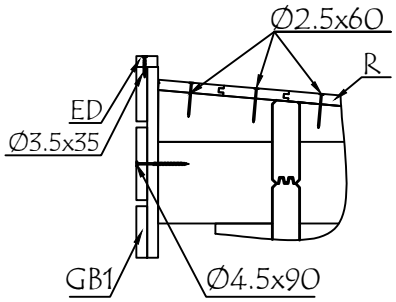

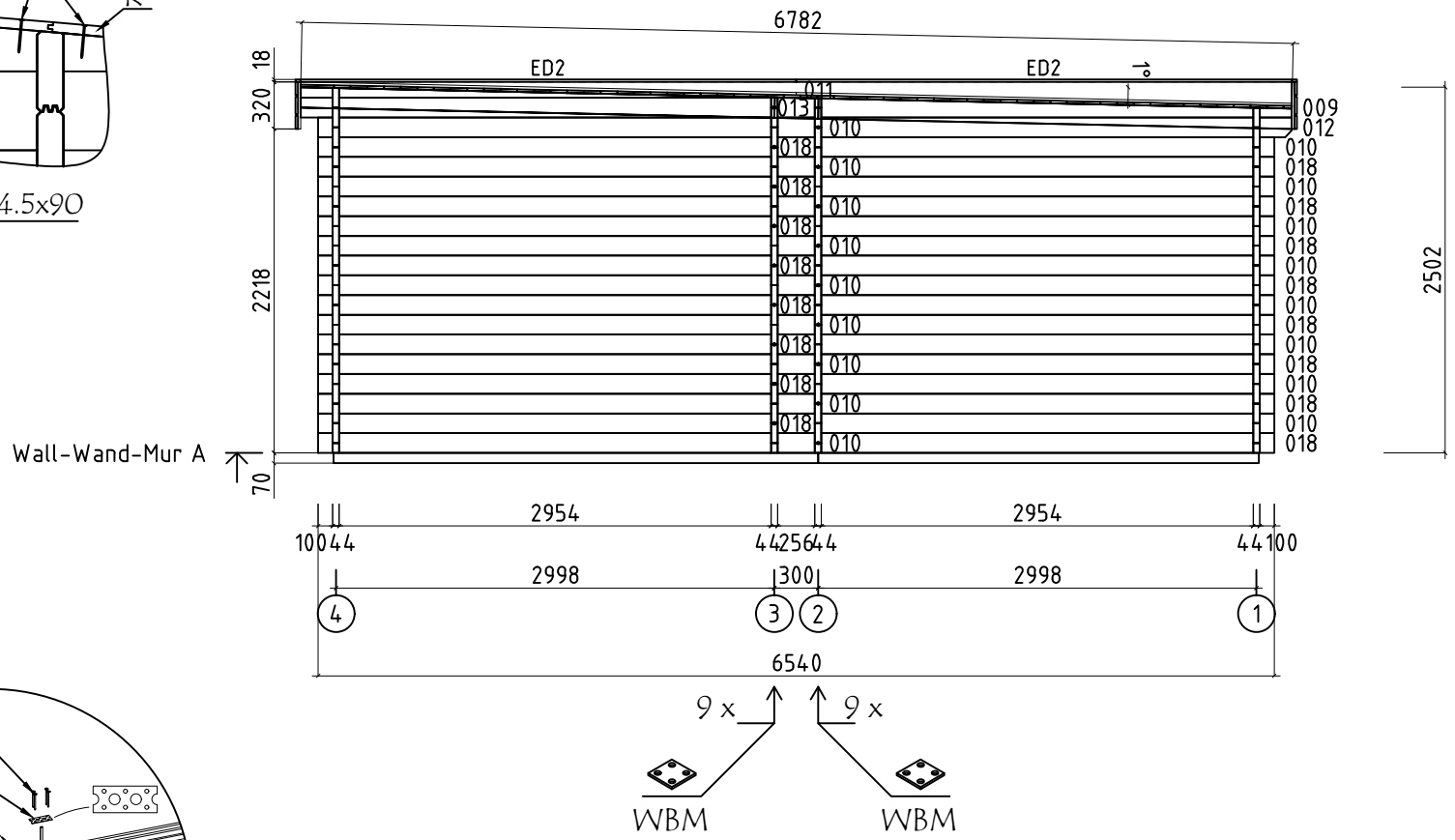

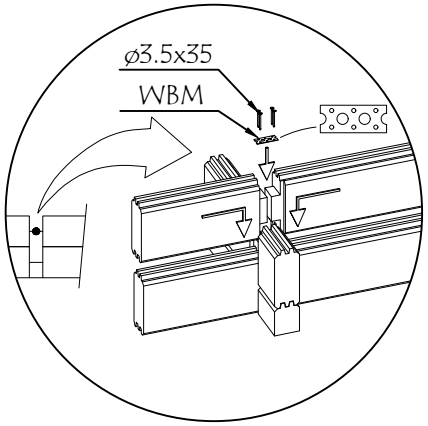

Name-Name-Nom	4471888	Page-Seite-Page	6
Piece list - Stückliste - Liste des pieces	Wall-Wand-Mur A	Scale-Maßstab-Echelle	1:50
Material-Material-Matériel	44x135	Date-Datum-Date	13.09.2023
Drafter-Zeichner-Rédacteur	SRM	File	4471888.dwg

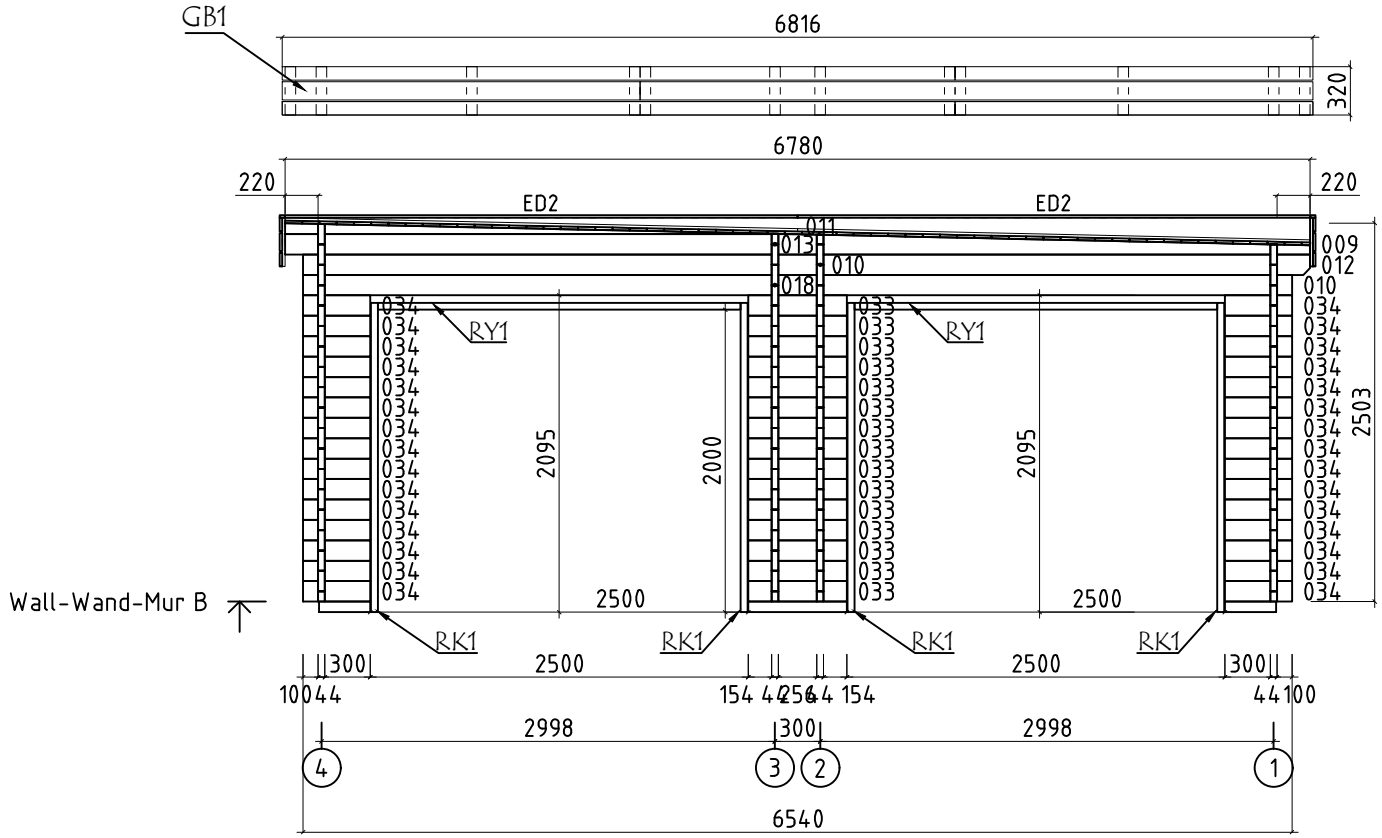

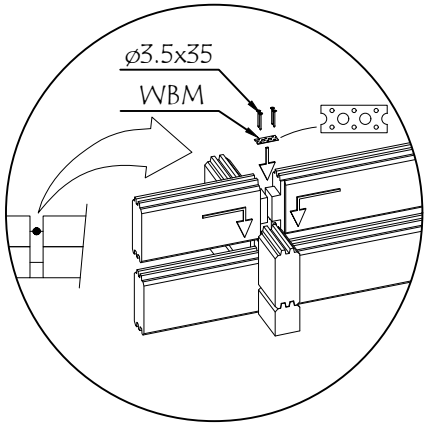

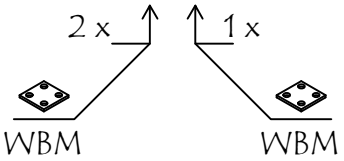

Name-Name-Nom	4471888	Page-Seite-Page	7
Piece list - Stückliste - Liste des pieces	Wall-Wand-Mur B	Scale-Maßstab-Echelle	1:50
Material-Material-Matériel	44x135	Date-Datum-Date	13.09.2023
Drafter-Zeichner-Rédacteur	SRM	File	4471888.dwg

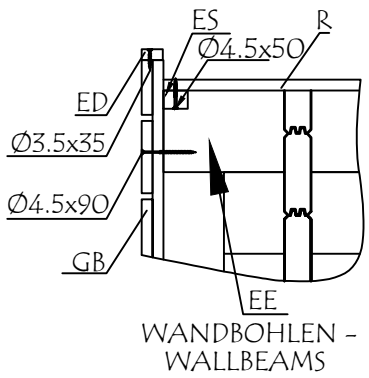

WANDBOHLEN -
WALLBEAMS



Name-Name-Nom	4471888	Page-Seite-Page	8
Piece list - Stückliste - Liste des pieces	Wall-Wand-Mur 1	Scale-Maßstab-Echelle	1:50
Material-Material-Matériel	44x135	Date-Datum-Date	13.09.2023
Drafter-Zeichner-Rédacteur	SRM	File	4471888.dwg

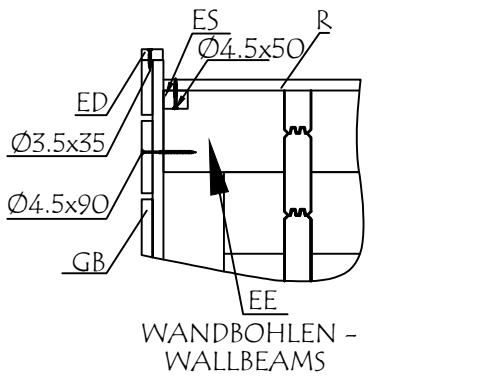

Wall-Wand-Mur 2

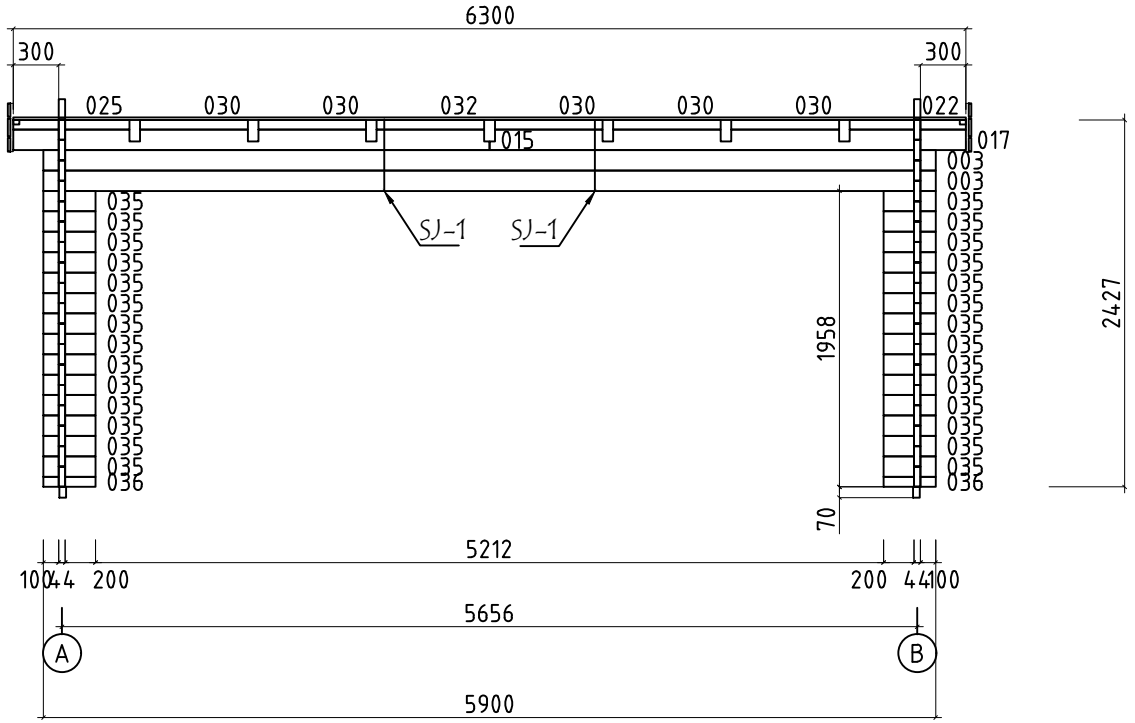

Name-Name-Nom	4471888	Page-Seite-Page	9
Piece list - Stückliste - Liste des pieces	Wall-Wand-Mur 2	Scale-Maßstab-Echelle	1:50
Material-Material-Matériel	44x135	Date-Datum-Date	13.09.2023
Drafter-Zeichner-Rédacteur	SRM	File	4471888.dwg

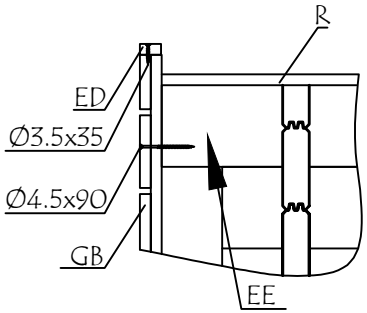

WANDBOHLEN -
WALLBEAMS

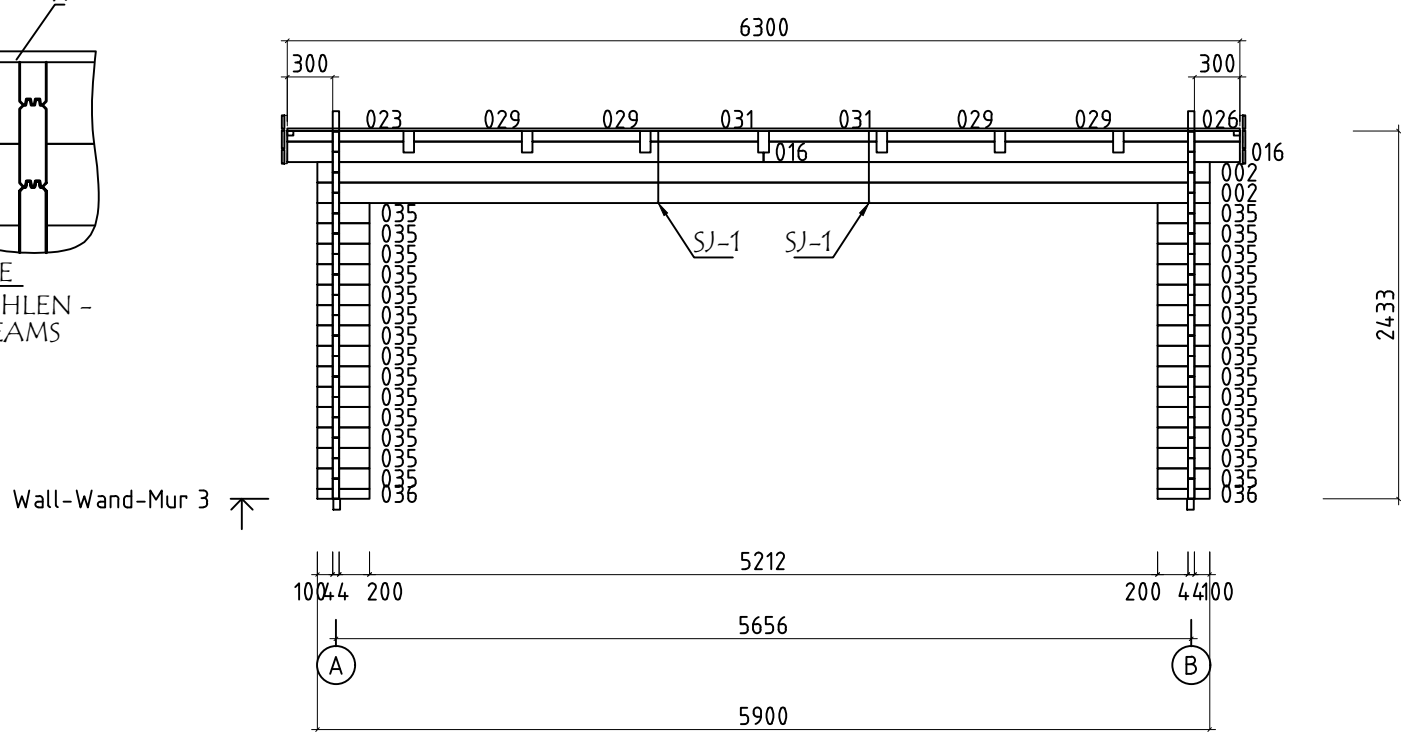

Wall-Wand-Mur 3

Name-Name-Nom	4471888	Page-Seite-Page	10
Piece list - Stückliste - Liste des pieces	Wall-Wand-Mur 3	Scale-Maßstab-Echelle	1:50
Material-Material-Matériel	44x135	Date-Datum-Date	13.09.2023
Drafter-Zeichner-Rédacteur	SRM	File	4471888.dwg

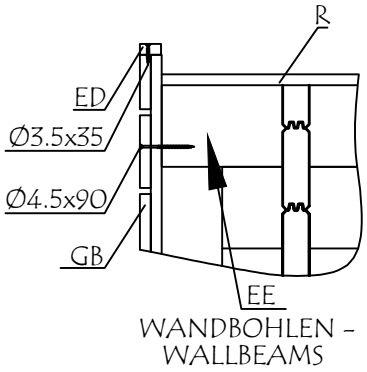

WANDBOHLEN -
WALLBEAMS

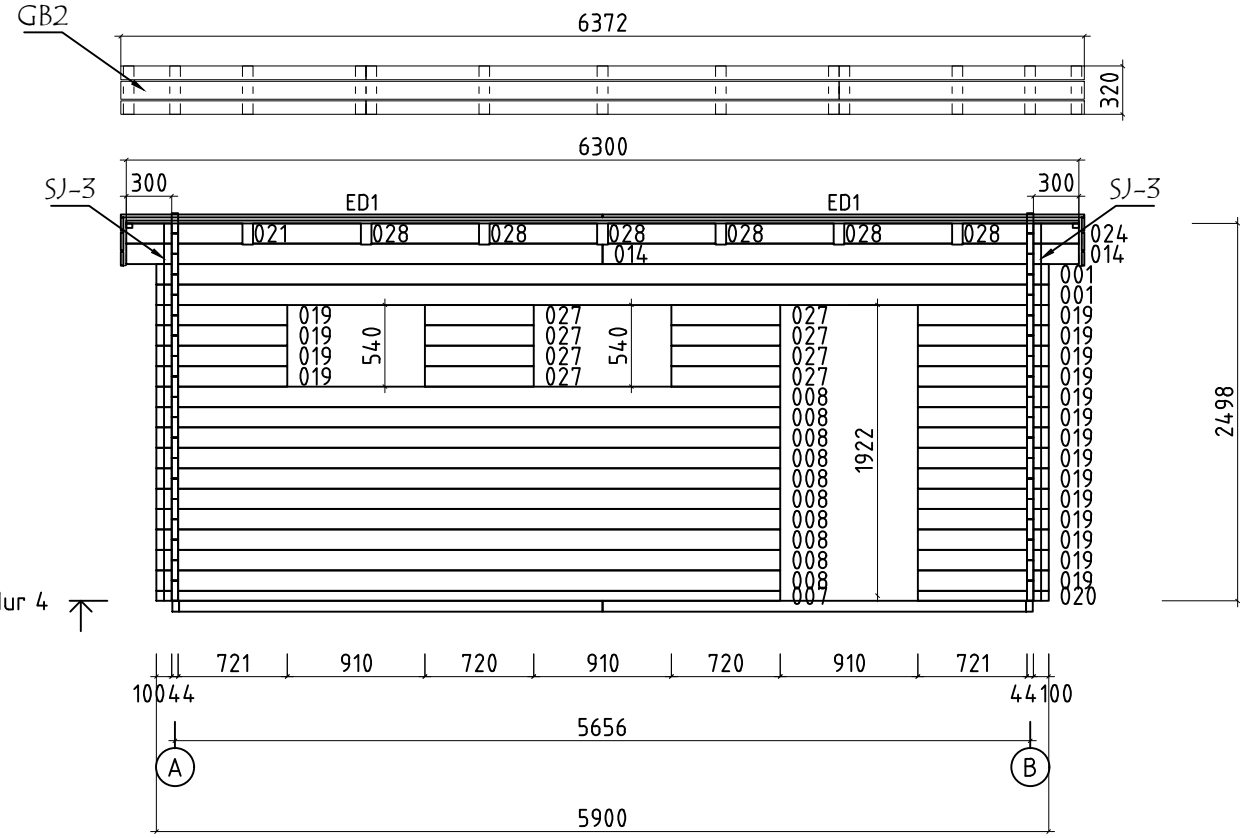

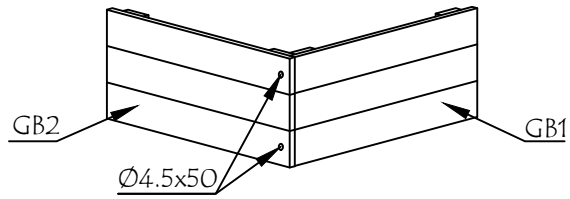

Name-Name-Nom	4471888	Page-Seite-Page	11
Piece list - Stückliste - Liste des pieces	Wall-Wand-Mur 4	Scale-Maßstab-Echelle	1:50
Material-Material-Matériel	44x135	Date-Datum-Date	13.09.2023
Drafter-Zeichner-Rédacteur	SRM	File	4471888.dwg

Pos	Specification-Bestimmung-Spécification 4471888	Pcs. Stck. Pc.	Profile Profil Profil (mm)	Length Länge Longueur (mm)
001	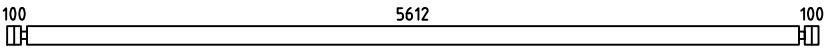	17	44x135	5900
002	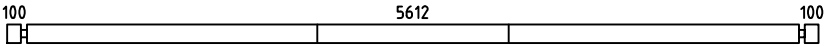	2	44x135	5900
003	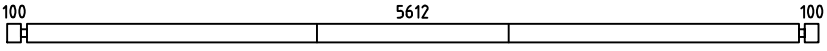	2	44x135	5900
004	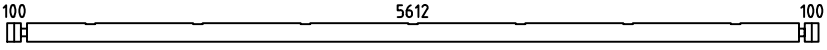	1	44x135	5900
005	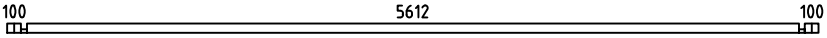	1	44x68	5900
006	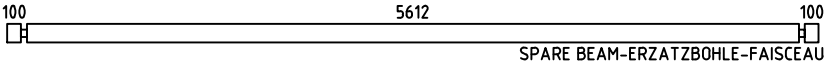 SPARE BEAM-ERZATZBOHLE-FAISCEAU DE RECHANGE	1	44x135	5900
007	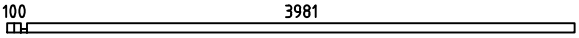	1	44x68	4125
008	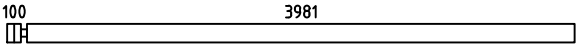	10	44x135	4125
010	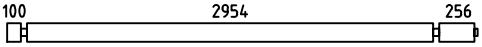	19	44x135	3420
012		2	44x135	3240
014	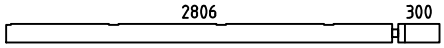	2	44x135	3150
015	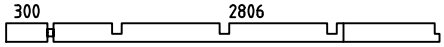	1	44x135	3150
016	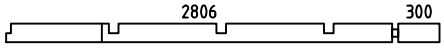	2	44x135	3150
017	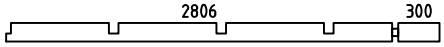	1	44x135	3150
018	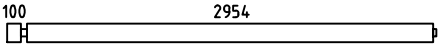	17	44x135	3120
019	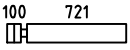	18	44x135	865
020	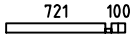	1	44x68	865
021	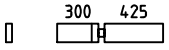	2	44x135	769
022	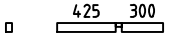	1	44x64	769
023	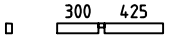	1	44x71	769
024	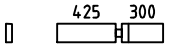	2	44x135	769
025	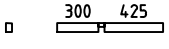	1	44x64	769
026	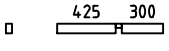	1	44x71	769

Pos	Specification-Bestimmung-Spécification 4471888	Pcs. Stck. Pc.	Profile Profil Profil (mm)	Length Länge Longueur (mm)
027		8	44x135	720
028		12	44x135	712
029		4	44x71	712
030		5	44x64	712
031		2	44x71	712
032		1	44x64	712
033		15	44x135	652
034		30	44x135	444
035		56	44x135	344
036		4	44x68	344
WA-1 WB-1	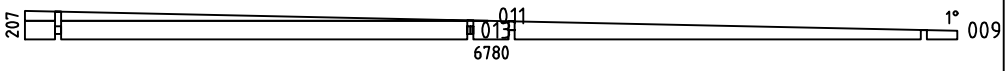	1 1	44x207	6780
SH	HAMMER BLOCK - SCHLAGHOLZ - CALLE DE FRAPPE 	2	44x135	300
FBI1	FOUNDATION - FUNDAMENT - FONDATION (IMM) 	1	45x70	3315
FBI2	FOUNDATION - FUNDAMENT - FONDATION (IMM) 	1	45x70	3015
FBI5	FOUNDATION - FUNDAMENT - FONDATION (IMM) 	4	45x70	2800
FBI4	FOUNDATION - FUNDAMENT - FONDATION (IMM) 	1	45x70	652
FBI3	FOUNDATION - FUNDAMENT - FONDATION (IMM) 	2	45x70	339
FBI6	FOUNDATION - FUNDAMENT - FONDATION (IMM) 	4	45x70	194
EE1	EAVES ELEMENT SUPPORT - TRAUFELEMENTESTÜTZEN - SUPPORT D'ÉLÉMENT DE TOIT 	8	70x140	300
FR1	RAFTER - DACHSPARREN - CHEVRON 	4	70x140	3544
FR4	RAFTER - DACHSPARREN - CHEVRON 	3	70x140	3541
FR3	RAFTER - DACHSPARREN - CHEVRON 	3	70x140	3244
FR2	RAFTER - DACHSPARREN - CHEVRON 	4	70x140	3241

Pos	Specification-Bestimmung-Spécification 4471888	Pcs. Stck. Pc.	Profile Profil Profil (mm)	Length Länge Longueur (mm)
ED2	COVERING BOARD - DECKBRETT - MOULURE DE COUVERCLE	4	18x35	3391
ED1	COVERING BOARD - DECKBRETT - MOULURE DE COUVERCLE	4	18x35	3186
FS1	FIXING MECHANISM OF THE ELECTRIC MOTOR-BEFESTIGUNGSMECHANISMUS- DES ELEKTROMOTORS-MADRIER DE FIXATION DU MOTEUR ÉLECTRIQUE	2	45x90	2980
GB-1	EAVES ELEMENT - TRAUFELEMENTE - ÉLÉMENT DE TOIT ASSEMBLY REQUIRED-MONTAGE ERFORDERLICH-ASSEMBLAGE REQUIS 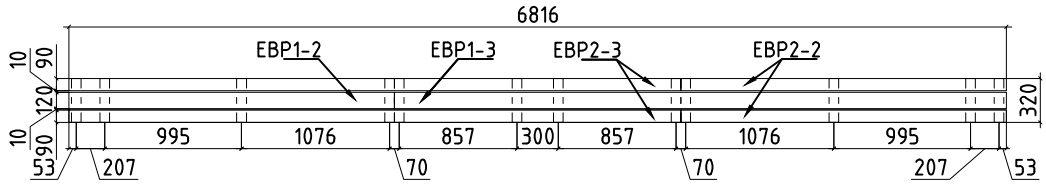	2	36x320	6816
EBP2-2	EAVES ELEMENTBOARDS - TRAUFELEMENTEBRETTER	4	18x90	2368
EBP2-3	EAVES ELEMENTBOARDS - TRAUFELEMENTEBRETTER	4	18x90	4450
EBP1-2	EAVES ELEMENTBOARDS - TRAUFELEMENTEBRETTER	2	18x120	2368
EBP1-3	EAVES ELEMENTBOARDS - TRAUFELEMENTEBRETTER	2	18x120	4450
MB-1	MOUNTIG BOARD - MONTAGEBRETTER - PLANCHE DE MONTAGE	24	70x18	320
GB-2	EAVES ELEMENT -TRAUFELEMENTE - ÉLÉMENT DE TOIT ASSEMBLY REQUIRED-MONTAGE ERFORDERLICH-ASSEMBLAGE REQUIS 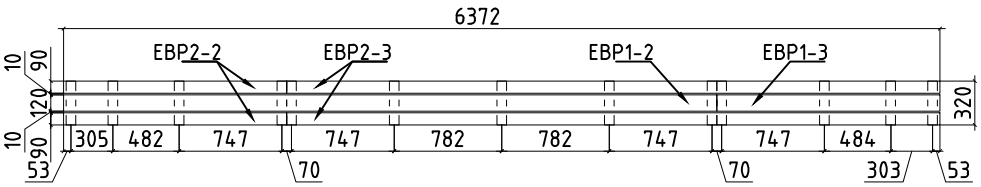	2	36x320	6372
EBP2-1	EAVES ELEMENTBOARDS - TRAUFELEMENTEBRETTER	4	18x90	1622
EBP2-4	EAVES ELEMENTBOARDS - TRAUFELEMENTEBRETTER	4	18x90	4750
EBP1-1	EAVES ELEMENTBOARDS - TRAUFELEMENTEBRETTER	2	18x120	1622
EBP1-4	EAVES ELEMENTBOARDS - TRAUFELEMENTEBRETTER	2	18x120	4750
MB-1	MOUNTIG BOARD - MONTAGEBRETTER - PLANCHE DE MONTAGE	26	70x18	320
R-1	ROOF BOARDS - DACHBRETTER - VOLIGES 88mm or-oder-ou 114mm	77+1 60+1	88x18 114x18	3930
R-2	ROOF BOARDS - DACHBRETTER - VOLIGES 88mm or-oder-ou 114mm	77 60	88x18 114x18	2370

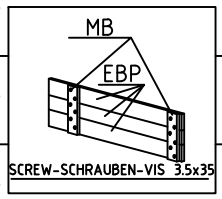

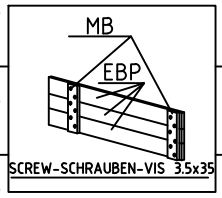

Pos	Specification-Bestimmung-Spécification 4471888	Pcs. Stck. Pc.	Profile Profil Profil (mm)	Length Länge Longueur (mm)
GS-1	ROOFING FELT FILLET - DACHPAPPENLEISTE - BAGUETTE DE FIXATION DU FEUTRE BITUMEUX 	4	18x70	3390
ES-1	ROOF EDGE REINFORCEMENT - DACHRANDVERSTÄRKUNG - CORNIERE DE RENFORT DE BORD DE TOIT 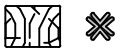	6	30x40	2260
SJ-1	TREADED ROD - GEWINDESTANGE - TIGE FILETÉE	4	M10	510
SJ-2	TREADED ROD - GEWINDESTANGE - TIGE FILETÉE	2	M10	2390
SJ-3	TREADED ROD - GEWINDESTANGE - TIGE FILETÉE	2	M10	2530
RCM	ROOFBEAMS CONNECTING METAL - DACHBALKEN BEFESTIGUNGSMETALLE - CONNECTEUR MÉTALLIQUE POUR SOLIVES DE PLAFOND 	7		
HS	SCREWS FOR COVERING BOARD - SCHRAUBEN FÜR DECKBRETT / ED	48	Ø3.5x35	
HS	SCREWS FOR MOUNTIG BOARD - SCHRAUBEN FÜR MONTAGEBRETTER / MB	300	Ø3.5x35	
HS	SCREWS FOR CONNECTING METAL - SCHRAUBEN FÜR VERBINDEN VON METALL - VIS POUR CONNECTEUR MÉTALLIQUE / LCM	16	Ø3.5x35	
HS1	SCREW FOR WALLBEAMS CONNECTING METAL - SCHRAUBE FÜR WANDBOHLEN BEFESTIGUNG METALLE -VIS POUR PATTE D'ASSEMBLAGE	84	ø3.5x35	
HS	SCREWS FOR - SCHRAUBEN FÜR - VIS POUR / PSH, PSV	48	Ø4.5x50	
HS	SCREWS FOR ROOF EDGE REINFORCEMENT - SCHRAUBEN FÜR DACHRANDVERSTÄRKUNG - VIS POUR RENFORT DE BORD DE TOIT / ES	36	Ø4.5x50	
HS	SCREWS FOR ROOF PARAPET - SCHRAUBEN FÜR DACHBRÜSTUNG - VIS POUR PÉLÉMENT DE TOITARAPET DE TOIT / GB	8	Ø4.5x50	
HS	SCREW FOR ROOFING FELT FILLET - SCHRAUBEN FÜR DACHPAPPENLEISTE - VIS POUR BAGUETTE FIXATION FEUTRE BITUMEUX	24	Ø4.5x50	
HS	SCREWS FOR FUNDAMENT - SCHRAUBEN ZUR BEFISTIGUNG FUNDAMENT - VIS POUR FONDATION / FBI	26	Ø4.5x90	
HS	SCREWS FOR EAVES ELEMENT - SCHRAUBEN FÜR TRAUFELEMENTE - VIS POUR ÉLÉMENT DE TOIT /GB	68	Ø4.5X90	
HS	SCREWS FOR - SCHRAUBEN FÜR - VIS POUR / PSH, PSV	32	Ø4.5x90	
HS	SCREW FOR 1. WALL BEAM - SCHRAUBE FÜR 1. BOHLENREIHE - VIS DE FIXATION DES FONDATIONS	14	Ø5.0x100	
HS	SCREWS FOR PARAPET SUPPORT - SCHRAUBEN FÜR BLENDENSTÜTZEN - VIS POUR SUPPORT D'ÉLÉMENT DE TOIT /EE	16	Ø5.0x120	
HS	SCREW FOR RAFTER - SCHRAUBEN ZUR BEFISTIGUNG DACHSPARREN - SCHROEF VOOR DAKSPARREN / FR	35	Ø6x160	
HS	SCREWS FOR Pos. - SCHRAUBEN FÜR Pos. - VIS POUR Pos. 021-026, 028-032	56	Ø6x160	
NF	ZN NAIL FOR ROOF - ZN NÄGEL FÜR DACHBRETTER - POINTE POUR TOIT	1060	Ø2.5x60	
NF	ROOFING NAILS FOR ROOFING FELT - NÄGEL FÜR DACHPAPPE - POINTE DE FIXATION POUR FEUTRE BITUMEUX / KP	860	Ø2.8x15	

Pos	Specification-Bestimmung-Spécification 4471888	Pcs. Stck. Pc.	Profile Profil Profil (mm)	Length Länge Longueur (mm)
WBM2	WALLBEAMS CONNECTING METAL - WANDBOHLEN BEFESTIGUNG METALLE - PATTE D'ASSEMBLAGE 	21	25x25	
LCM	CONNECTING METAL-VERBINDEN VON METALL- CONNECTEUR MÉTALLIQUE 	4	45x135	
KP	COATING FOR ROOF-BESCHICHTUNG FÜR DACH-REVÉTEMENT DE TOIT 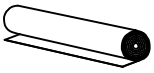 ✖	4	R=15	
	FRAME AROUND ENTRANCE-RAHMEN UM DEN EINGANG-CADRE AUTOUR DE L'ENTRÉE 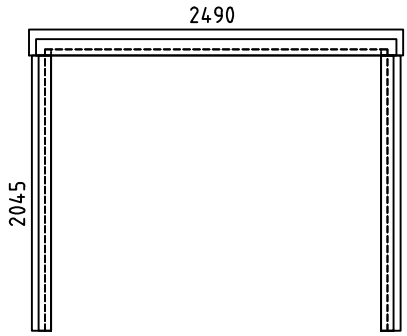	2	2490x2045	
AST_PRE	WINDOW-FENSTER-FENETRE 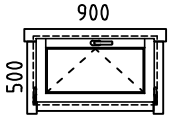	2	900x500	
AST_PRE	DOOR-TÜR-PORTE LEFT HANDED/DIN LINKS/GAUCHHER 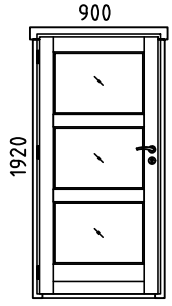	1	900x1920	
✖	CUT INTO LENGTH ON SITE (IF NEEDED)! - BITTE SELBER ANPASSEN (FALLS NÖTIG)!- COUPER À LA LONGUEUR SUR PLACE (SI NÉCESSAIRE)!			

Pos	Specification-Bestimmung-Spécification 4471888	Pcs. Stck. Pc.	Profile Profil Profil (mm)	Length Länge Longueur (mm)
RK1	JAMBS - RAHMEN VERTIKAL - CADRE VERTICAL	4	45x46	2045
PSH1	HORIZONTAL COVERING MOULDING (INSIDE) - HORIZONTALE DECKUNGSPROFIL(INNEN) - PROFIL DE COUVERTURE HORIZONTAL(INTÉRIEUR)	2	190x43	2720
PSV1	VERTICAL COVERING BOARD (INSIDE) - VERTICAL COVER TABLE (INSIDE) - PLANCHE/PORTE VERTICALE INTÉRIEURE	4	140x43	2000
PVH1	BOARD TO DOOR FRAME (OUTSIDE) - HORIZONTALER TISCH (AUSSEN) - PLANCHE/PORTE SUPÉRIEURE EXTÉRIEURE	2	120x18	2620
PVV1	BOARD TO DOOR FRAME(OUTSIDE) - VERTIKALER TISCH (AUSSEN) - PLANCHE/PORTE VERTICALE EXTÉRIEURE	4	90x18	2000
RY1	HEAD - RAHMEN OBEN - CADRE HAUT	2	45x46	2400
	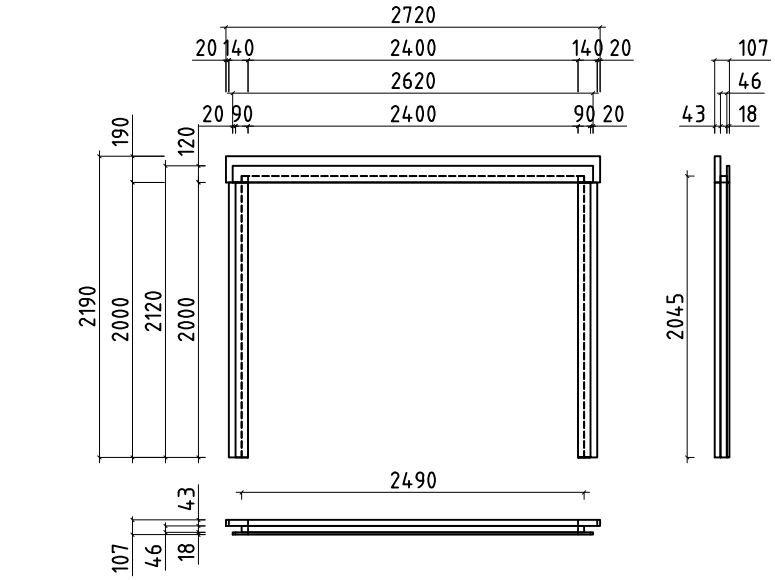	2	107x2190	2720
	