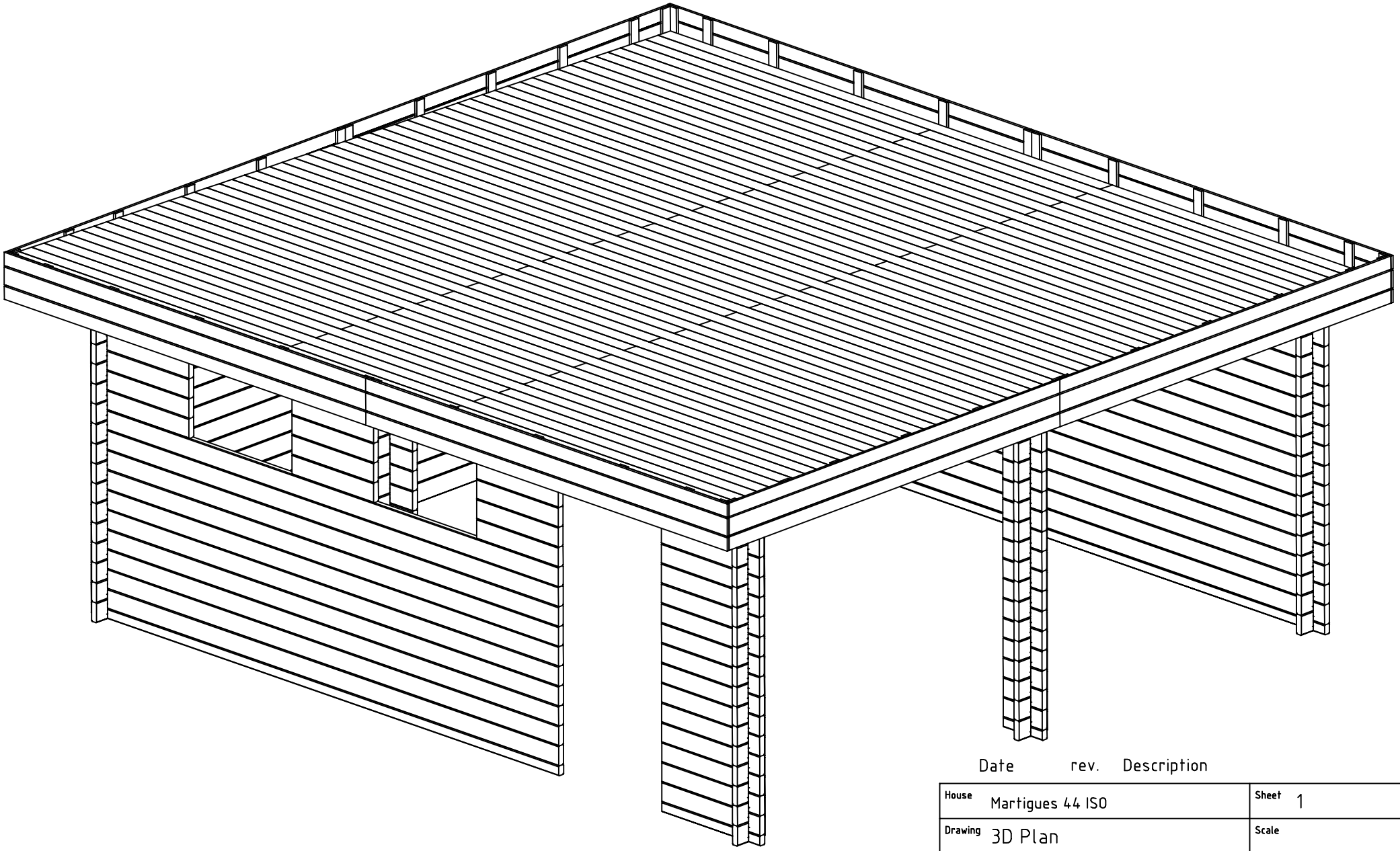

Date	rev.	Description

House	Martigues 44 ISO	Sheet	1
Drawing	3D Plan	Scale	
Material	44x135	Date	30.04.2019
Drawer	RP	File	Martigues 44 ISO 3D.dwg

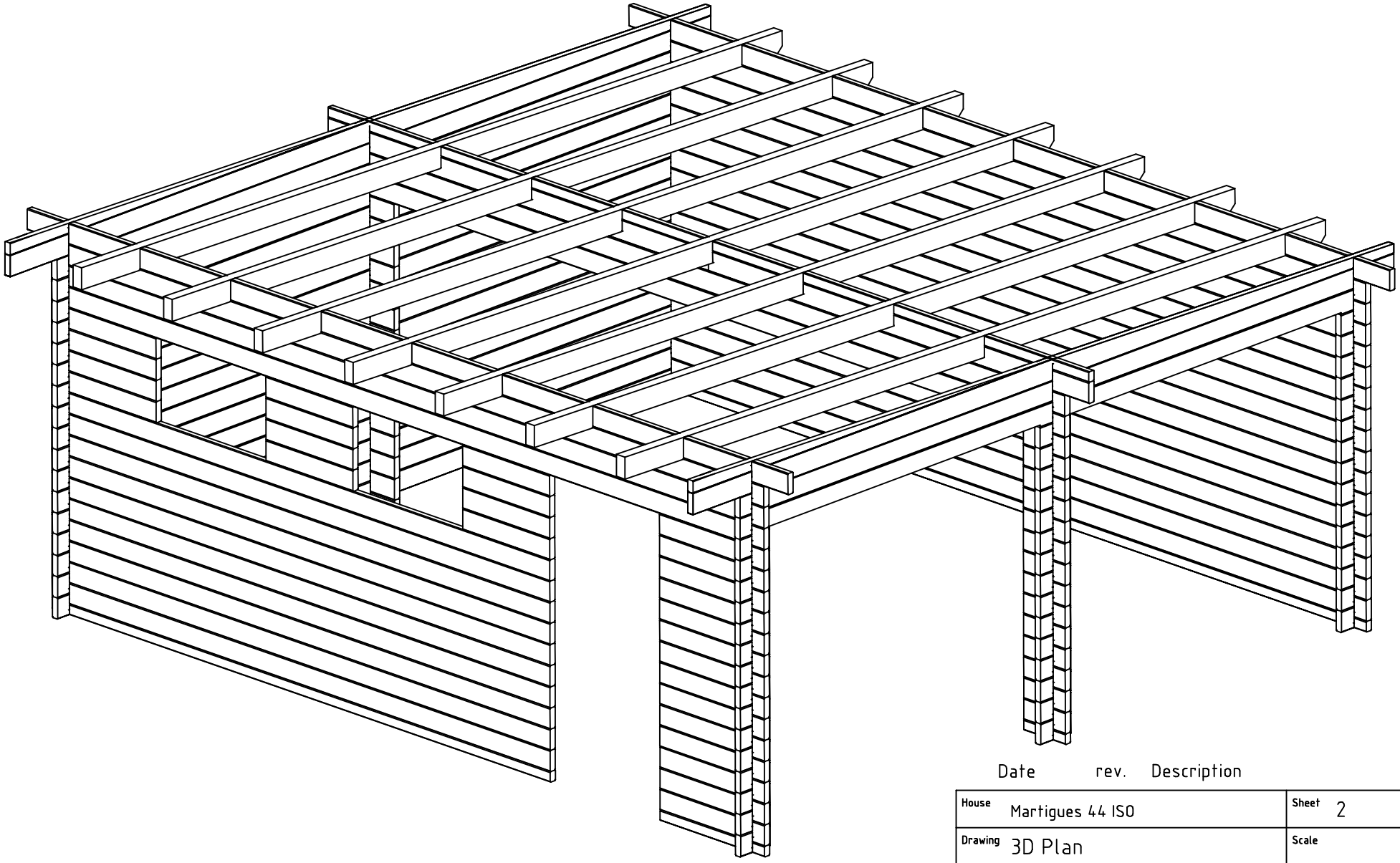

Date	rev.	Description

House	Martigues 44 ISO	Sheet	2
Drawing	3D Plan	Scale	
Material	44x135	Date	30.04.2019
Drawer	RP	File	Martigues 44 ISO 3D.dwg

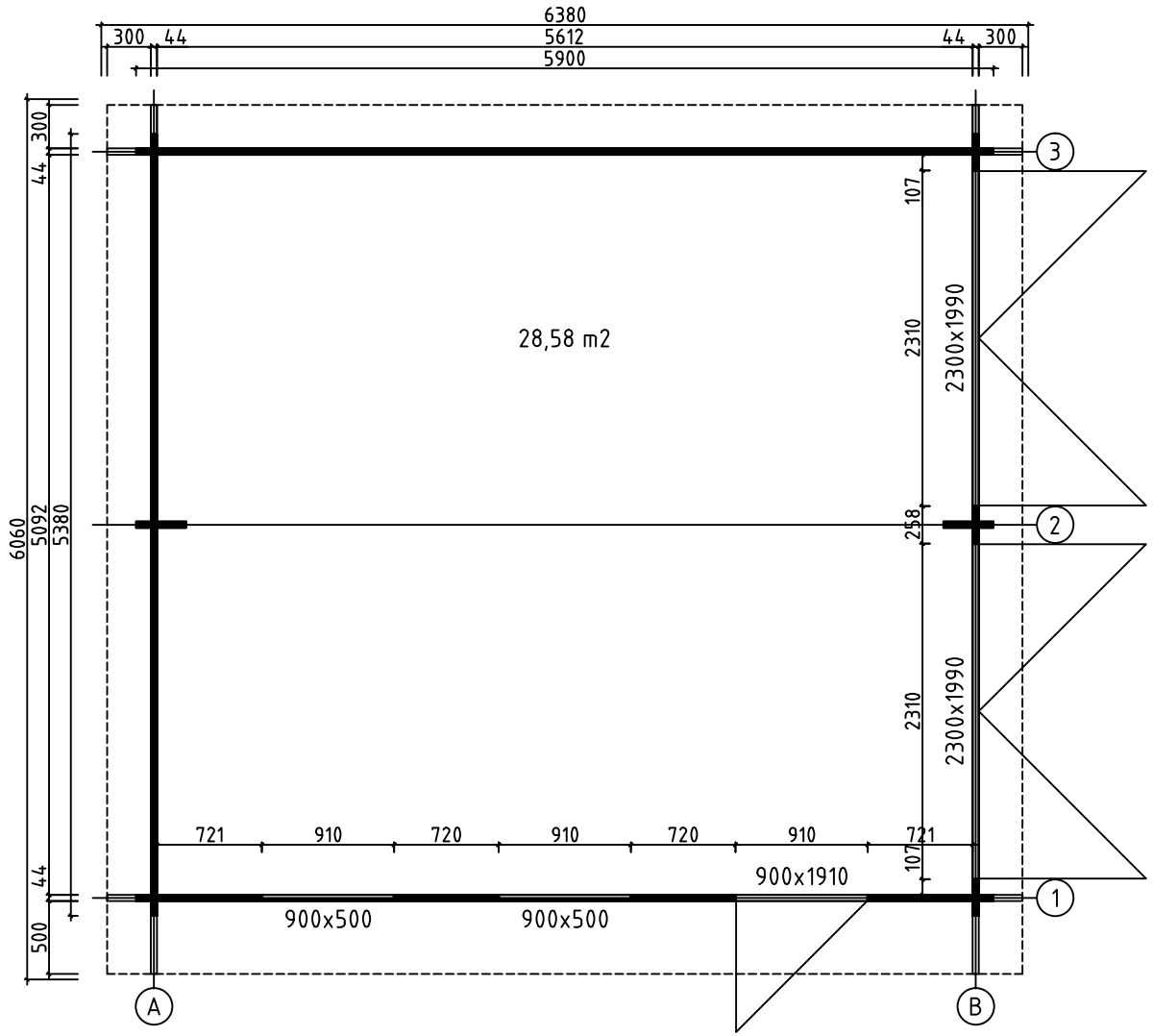

House	Martigues 44 ISO	Sheet	3
Drawing	GROUNDPLAN	Scale	1:50
Material	44x135	Date	30.04.2017
Drawer	RP	File	Martigues 44 ISO.dwg



House	Martigues 44 ISO	Sheet	4
Drawing	ROOFBOARD	Scale	1:50
Material	18x114	Date	30.04.2017
Drawer	RP	File	Martigues 44 ISO.dwg

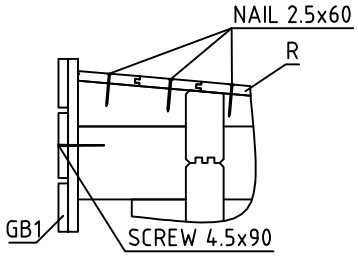

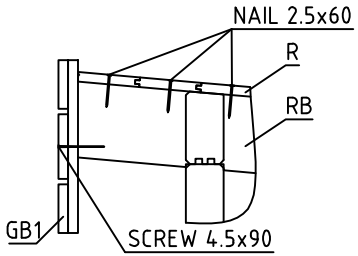

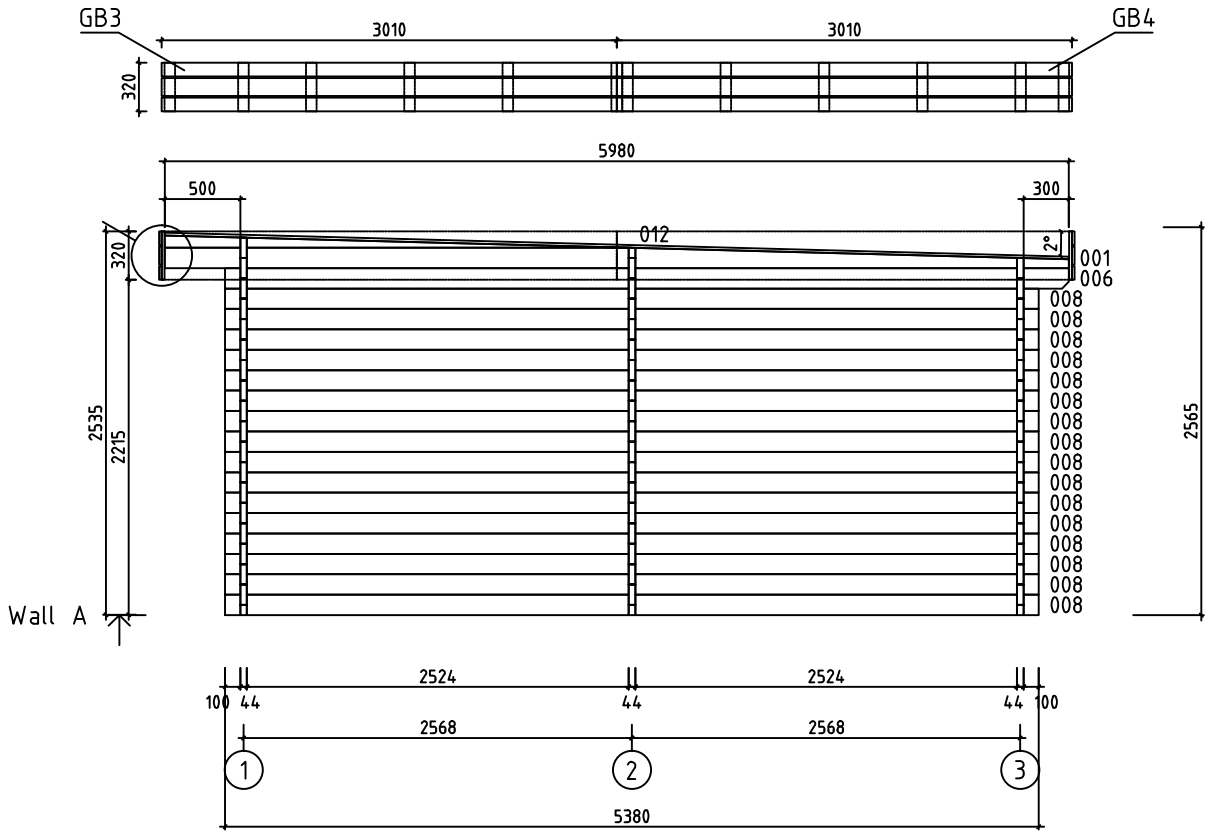

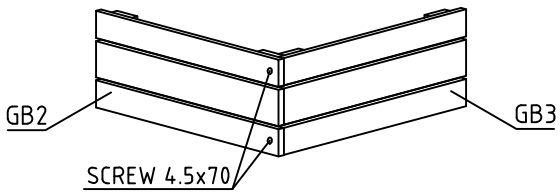

House	Martigues 44 ISO	Sheet	5
Drawing	WALL A	Scale	1:50
Material	44x135	Date	30.04.2017
Drawer	RP	File	Martigues 44 ISO.dwg

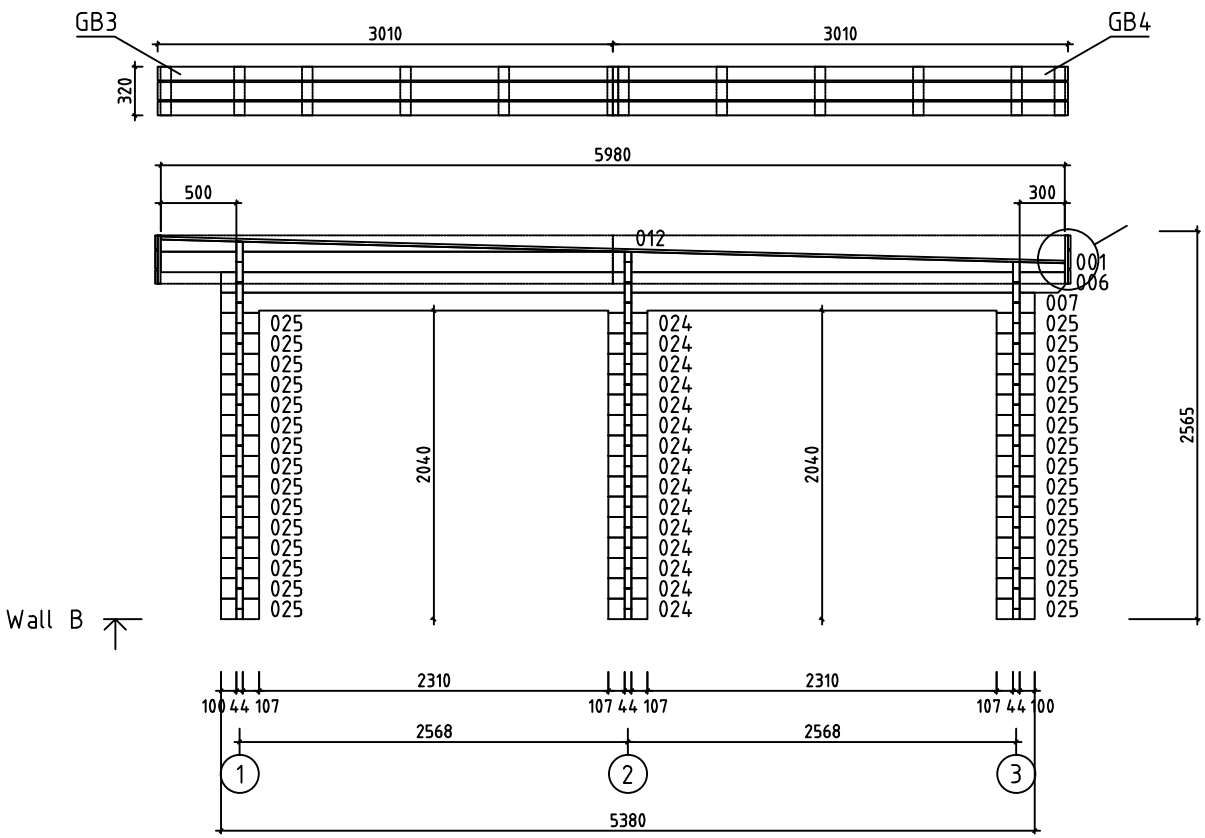

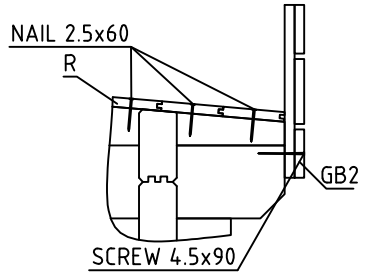

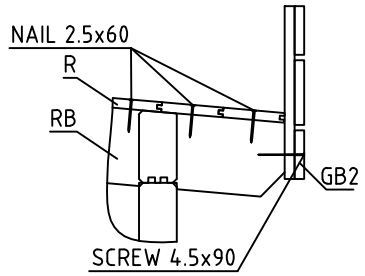

House	Martigues 44 ISO	Sheet	6
Drawing	WALL B	Scale	1:50
Material	44x135	Date	30.04.2017
Drawer	RP	File	Martigues 44 ISO.dwg

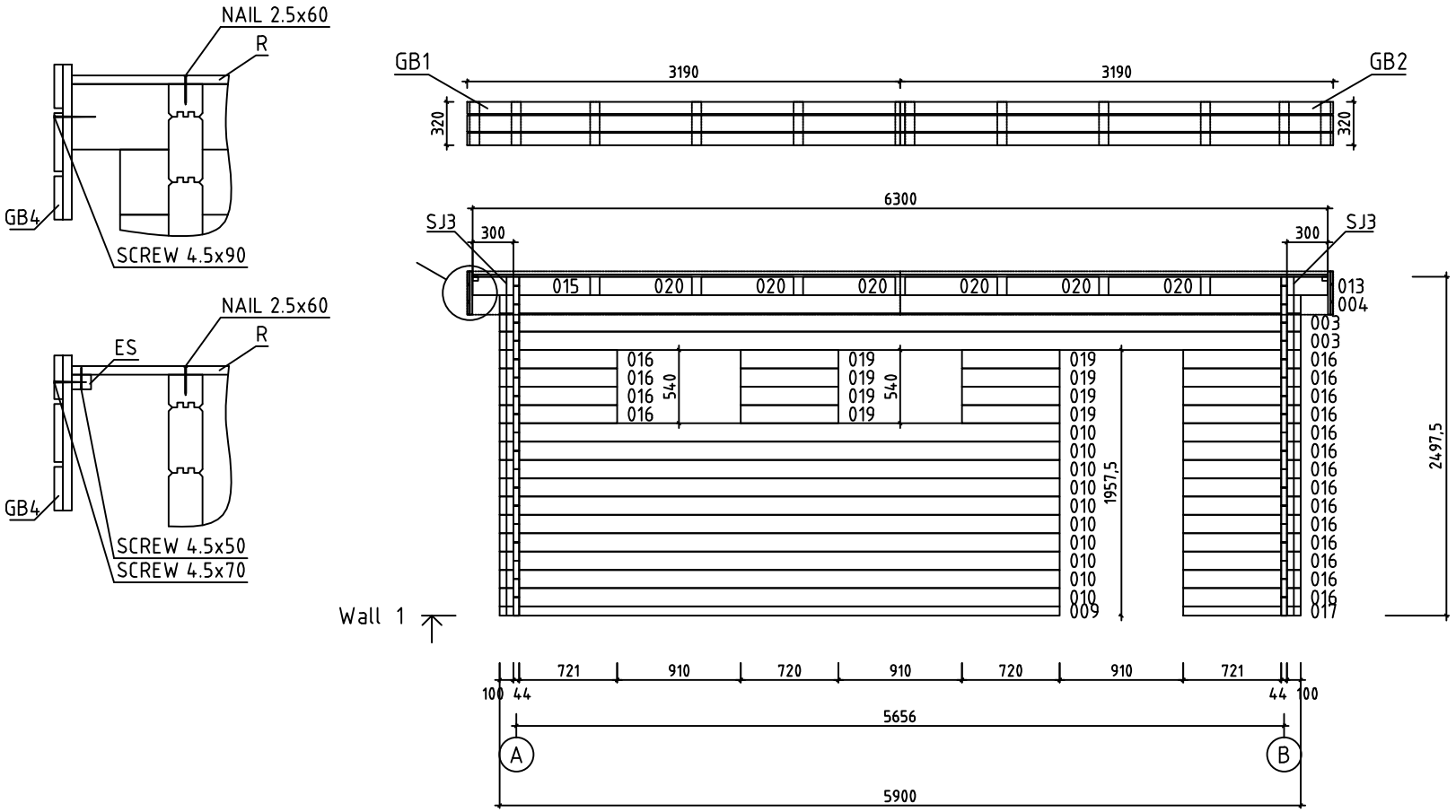
NAIL 2.5x60
R
GB4
SCREW 4.5x90
NAIL 2.5x60
ES
R
GB4
SCREW 4.5x50
SCREW 4.5x70
GB1
3190
3190
GB2
320
320
6300
SJ3
300
300
SJ3
015
020
020
020
020
020
020
013
004
003
003
016
016
016

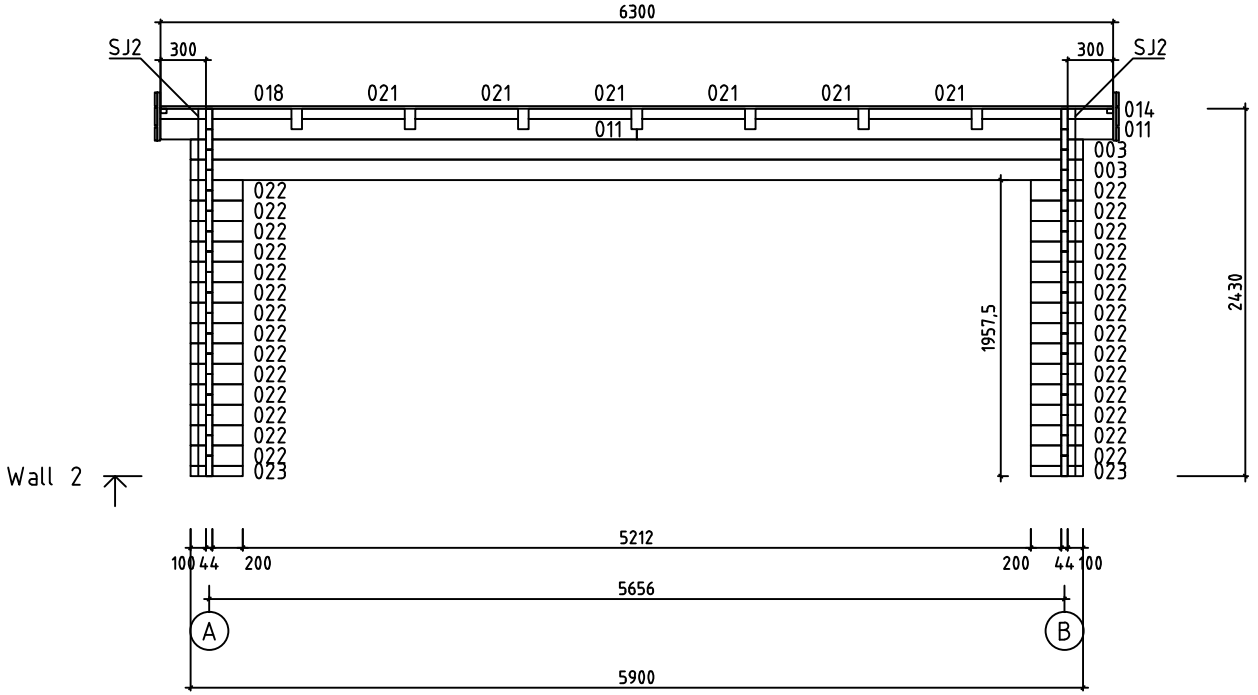

House	Martigues 44 ISO	Sheet	8
Drawing	WALL 2	Scale	1:50
Material	44x135	Date	30.04.2017
Drawer	RP	File	Martigues 44 ISO.dwg

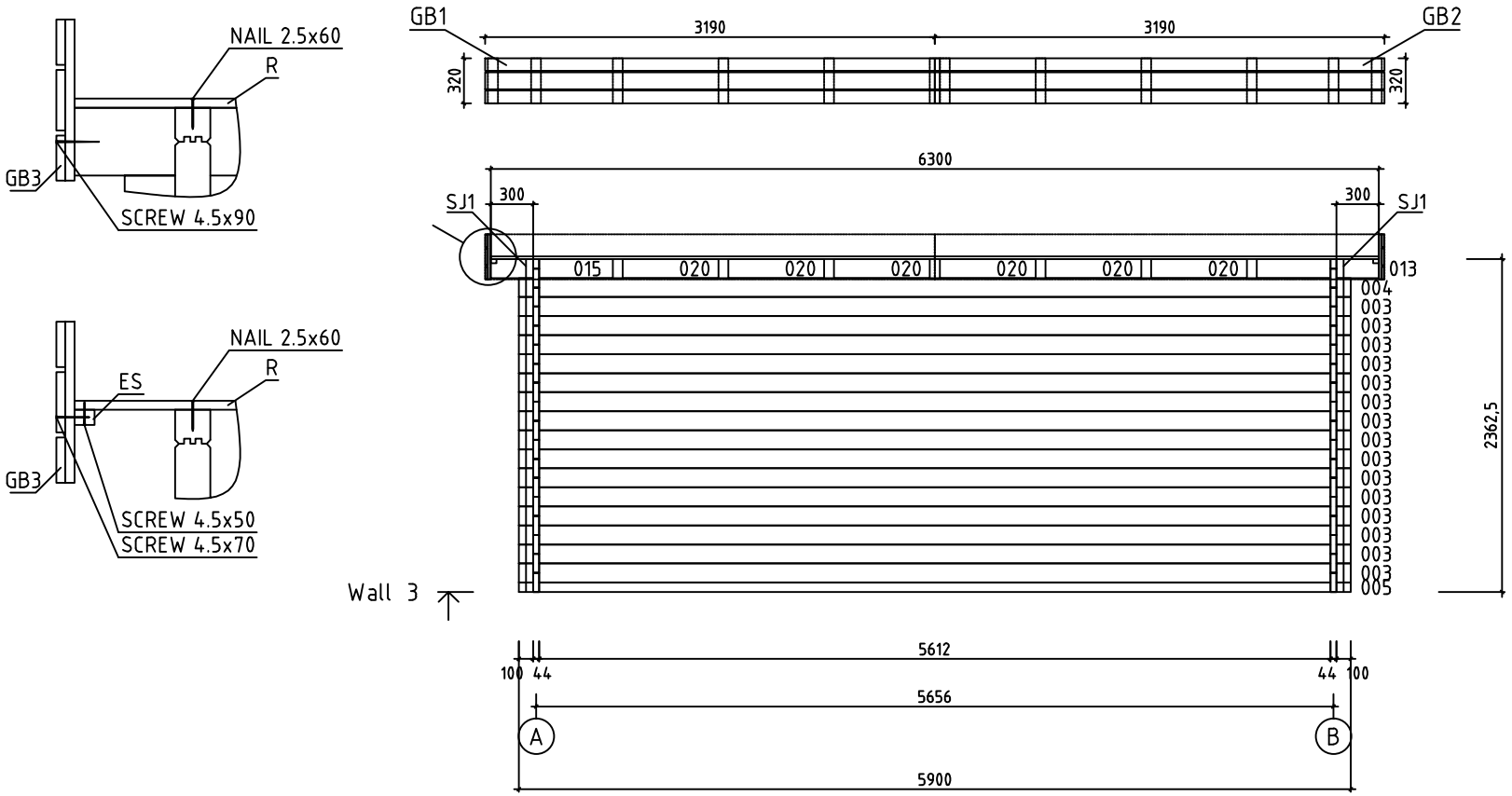

House	Martigues 44 ISO	Sheet	9
Drawing	WALL 3	Scale	1:50
Material	44x135	Date	30.04.2017
Drawer	RP	File	Martigues 44 ISO.dwg

Pos	Specification-Bestimmung-Spécification	PCS	Profile (mm)	L (mm)
002	SPARE BEAM-ERZATZBOHLE-MADRIER DE RÉSERVE 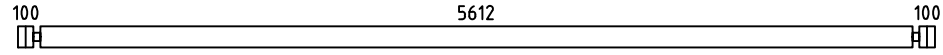	1	44x135	5900
003	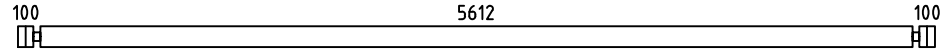	19	44x135	5900
004	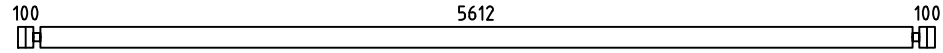 PM	2	44x135	5900
005	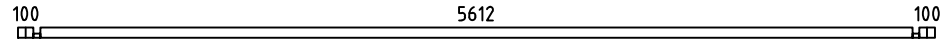	1	44x68	5900
006	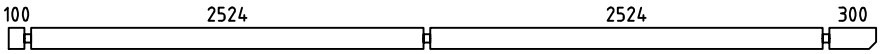	2	44x135	5580
007	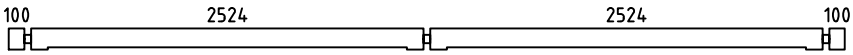	1	44x135	5380
008	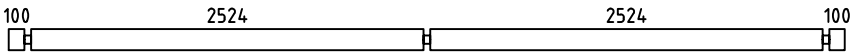	16	44x135	5380
009	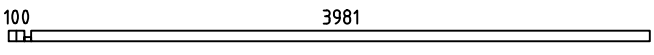	1	44x68	4125
010	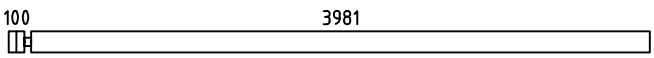	10	44x135	4125
011	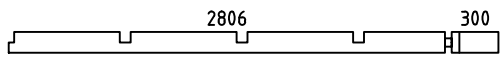	2	44x135	3150
013	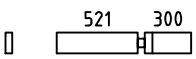	2	44x135	865
014	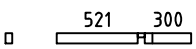	1	44x68	865
015	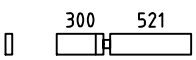	2	44x135	865
016	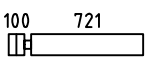	18	44x135	865
017	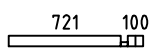	1	44x68	865
018	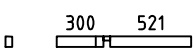	1	44x68	865
019		8	44x135	720
020	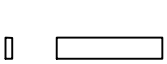	12	44x135	680
021		6	44x68	680
022		28	44x135	344
023		2	44x68	344
024		15	44x135	258
025		30	44x135	251
WA-1 WB-1	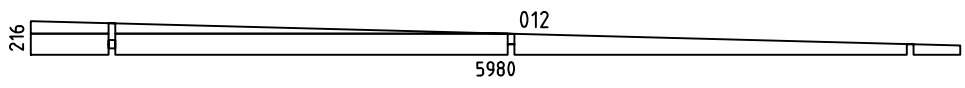	2	44x216	5980

House Martigues 44 ISO	Material	File Martigues 44 ISO.dwg	Sheet 10

Pos	Specification-Bestimmung-Spécification	PCS	Profile (mm)	L (mm)
HB	HIT BLOCK-SCHLAGHÖLZER-MADRIERS D´ASSEMBLAGE 	2	44x135	300
RB1	ROOFBEAMS-DACHBALKEN-SOLIVES DE PLAFOND 	7	70x140	5986
R1	ROOFBOARD-DACHBRETT-VOLIGES  or-oder-ou	53+1 69+1	18x114 18x88	3900
R2	ROOFBOARD-DACHBRETT-VOLIGES  or-oder-ou	53+1 69+1	18x114 18x88	2400
GB1		2	36x320	3190+35
GB2		2	36x320	3190
GB3		2	36x320	3010+35
GB4		2	36x320	3010
ES1	EAVE SLAT-TRAUFENLEISTE-BAGUETTES POUR FIXER LES LATTES SOUS VOLIGES 	4	30x40	2520
ES2	EAVE SLAT-TRAUFENLEISTE-BAGUETTES POUR FIXER LES LATTES SOUS VOLIGES 	2	30x40	500
ES3	EAVE SLAT-TRAUFENLEISTE-BAGUETTES POUR FIXER LES LATTES SOUS VOLIGES 	2	30x40	300
SJ1	SCREW JOINT-GEWINDESTANGE -TIGES FILETÉS 	2	M10	2390
SJ2	SCREW JOINT-GEWINDESTANGE -TIGES FILETÉS 	2	M10	2460
SJ3	SCREW JOINT-GEWINDESTANGE -TIGES FILETÉS 	2	M10	2530
	NAIL-NAGEL-CLOUS FOR-FÜR-POUR COATING FOR ROOF-BESCHICHTUNG FÜR DACH-REVÉTEMENT DE TOIT 	510	⌀2.5	20
	NAIL-NAGEL-CLOUS FOR-FÜR-POUR R1, R2 	700	⌀2.5	60
	SCREWS-SCHRAUBEN-VIS FOR-FÜR-POUR ES1, ES2, ES3, GB1, GB2, GB3, GB4 	50	⌀4.5	50
	SCREWS-SCHRAUBEN-VIS FOR-FÜR-POUR GB1, GB2, GB3, GB4 	20	⌀4.5	70
	SCREWS-SCHRAUBEN-VIS FOR-FÜR-POUR 014, 018, 021 GB1, GB2, GB3, GB4 	40	⌀4.5	90
	SCREWS-SCHRAUBEN-VIS FOR-FÜR-POUR 013, 015, 020 WA-1, WB-1, RB1 	60	⌀6.0	160
	COATING FOR ROOF-BESCHICHTUNG FÜR DACH-REVÉTEMENT DE TOIT 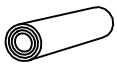	4,0	R = 15m	

House Martigues 44 ISO	Material	File Martigues 44 ISO.dwg	Sheet 11

Pos	Specification-Bestimmung-Spécification	PCS	Profile (mm)	L (mm)
	GARAGE DOOR-GARAGENTOR-PORTE DE GARAGE (right-rechts-droit) GV P	2	2300	1990
	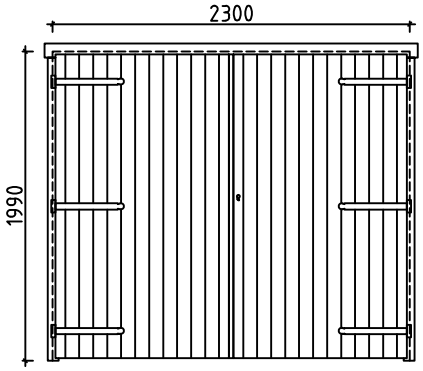 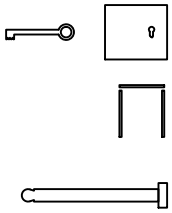	2 2 12		
	DOOR-TÜR-PORTE (left-links-gauche) ORT_ECO V	1	900	1910
	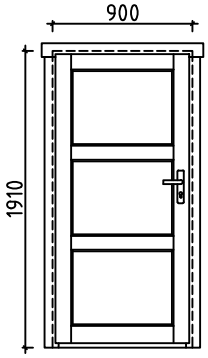 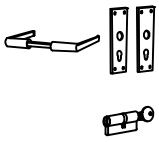	1 1		
	WINDOW-FENSTER-VENSTER (right-rechts-rechts) ORT_ECO P	2	900	500
	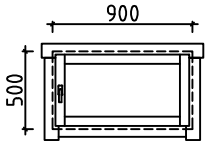 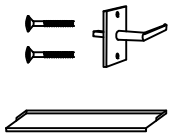	2 2		

House Martigues 44 ISO	Material	File Martigues 44 ISO.dwg	Sheet 12

#001	A,B	5980	2
#002		5900	1
#003	1,2,3	5900	19
#004	1,3	5900	2
#005	3	5900	1
#006	A,B	5580	2
#007	B	5380	1
#008	A	5380	16
#009	1	4125	1
#010	1	4125	10
#011	2	3150	2
#012	A,B	3068	2
#013	1,3	865	2
#014	2	865	1
#015	1,3	865	2
#016	1	865	18
#017	1	865	1
#018	2	865	1
#019	1	720	8
#020	1,3	680	12
#021	2	680	6
#022	2	344	28
#023	2	344	2
#024	B	258	15
#025	B	251	30